

**UNFPA**

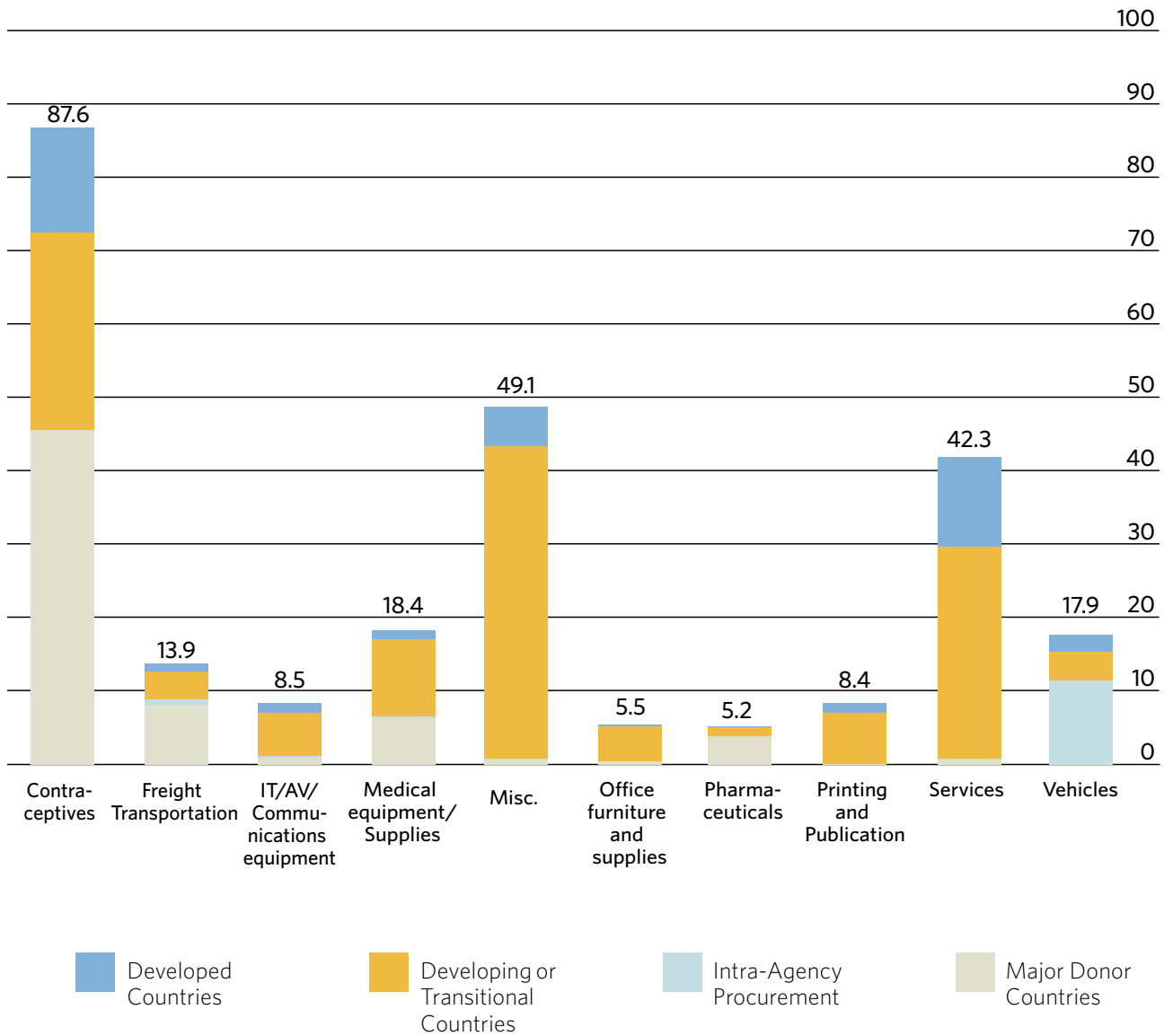
# Procurement Statistics

2008

UNFPA - because everyone counts

## Products/Services Country Distribution (USD)

Indicates where major product groups and services are sourced from



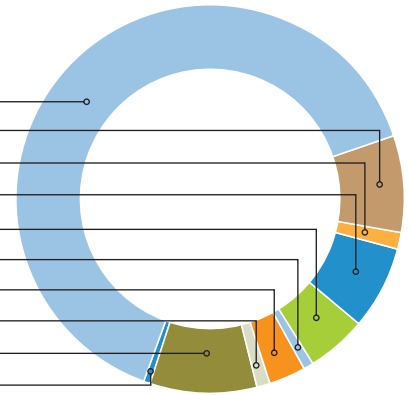
| Category                       | Developed Countries  | Developing or Transitional Countries | Intra-Agency Procurement | Major Donor Countries | Grand Total           |
|--------------------------------|----------------------|--------------------------------------|--------------------------|-----------------------|-----------------------|
| Contraceptives                 | 14,361,239.49        | 27,226,592.16                        | 0.00                     | 45,988,815.79         | 87,576,647.44         |
| Freight Transportation         | 1,062,327.02         | 3,908,845.58                         | 661,091.01               | 8,279,301.10          | 13,911,564.71         |
| IT/AV/Communications equipment | 1,269,467.01         | 6,050,039.69                         | 216,721.12               | 942,264.41            | 8,478,492.23          |
| Medical equipment/Supplies     | 1,159,189.71         | 10,626,434.67                        | 274,674.62               | 6,376,686.12          | 18,436,985.12         |
| Miscellaneous                  | 5,359,582.15         | 42,940,522.31                        | 124,968.06               | 703,935.51            | 49,129,008.03         |
| Office furniture and supplies  | 239,356.08           | 4,784,007.63                         | 0.00                     | 488,222.73            | 5,511,586.44          |
| Pharmaceuticals                | 76,198.68            | 1,219,279.94                         | 0.00                     | 3,878,372.21          | 5,173,850.83          |
| Printing and Publication       | 1,328,983.94         | 7,020,127.31                         | 5,000.00                 | 74,959.57             | 8,429,070.81          |
| Services                       | 12,260,805.83        | 29,248,299.77                        | 9,523.67                 | 785,634.17            | 42,304,263.43         |
| Vehicles                       | 2,318,529.52         | 3,941,978.59                         | 11,550,920.43            | 43,619.02             | 17,855,047.56         |
| <b>Grand Total</b>             | <b>39,435,679.42</b> | <b>136,966,127.66</b>                | <b>12,842,898.90</b>     | <b>67,561,810.63</b>  | <b>256,806,516.61</b> |

## PSB Procurement (Includes Third Party Procurement)

### Products/Services Distribution

#### USD

|                       |                                |                |
|-----------------------|--------------------------------|----------------|
| 86,201,663.61         | Contraceptives                 | 64.49%         |
| 11,417,588.52         | Freight Transportation         | 8.54%          |
| 2,057,199.91          | IT/AV/Communications equipment | 1.54%          |
| 9,693,974.48          | Medical equipment/Supplies     | 7.25%          |
| 5,839,767.58          | Miscellaneous                  | 4.37%          |
| 350,259.32            | Office furniture and supplies  | 0.26%          |
| 3,973,630.63          | Pharmaceuticals                | 2.97%          |
| 1,376,306.37          | Printing and Publication       | 1.03%          |
| 12,226,266.21         | Services                       | 9.15%          |
| 532,325.97            | Vehicles                       | 0.40%          |
| <b>133,668,982.59</b> | <b>Grand Total</b>             | <b>100.00%</b> |

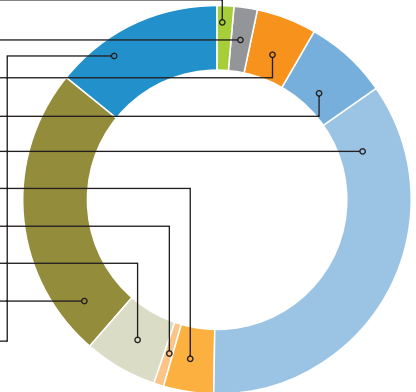


## Local Procurement

Relative expenditures for each product group

#### USD

|                       |                                |                |
|-----------------------|--------------------------------|----------------|
| 1,374,983.84          | Contraceptives                 | 1.12%          |
| 2,493,976.20          | Freight Transportation         | 2.03%          |
| 6,421,292.32          | IT/AV/Communications equipment | 5.21%          |
| 8,743,010.64          | Medical equipment/Supplies     | 7.10%          |
| 43,289,240.45         | Miscellaneous                  | 35.16%         |
| 5,161,327.13          | Office furniture and supplies  | 4.19%          |
| 1,200,220.20          | Pharmaceuticals                | 0.97%          |
| 7,052,764.44          | Printing and Publication       | 5.73%          |
| 30,077,997.23         | Services                       | 24.43%         |
| 17,322,721.59         | Vehicles                       | 14.07%         |
| <b>123,137,534.03</b> | <b>Grand Total</b>             | <b>100.00%</b> |

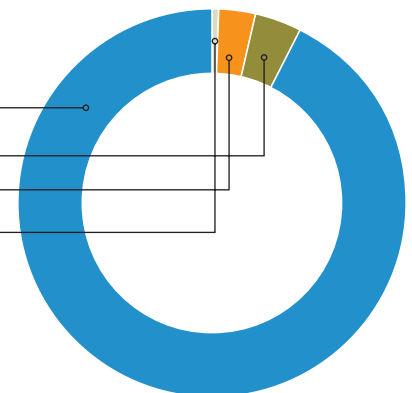


## Third Party Procurement

Relative expenditures for each product group

#### USD

|                      |                            |                |
|----------------------|----------------------------|----------------|
| 46,126,738.94        | Contraceptives             | 94.69%         |
| 1,804,784.90         | Freight Transportation     | 3.71%          |
| 770,432.62           | Medical equipment/Supplies | 1.58%          |
| 7,827.39             | Pharmaceuticals            | 0.02%          |
| 1,097.49             | Services                   | 0.00%          |
| <b>48,710,881.34</b> | <b>Grand Total</b>         | <b>100.00%</b> |

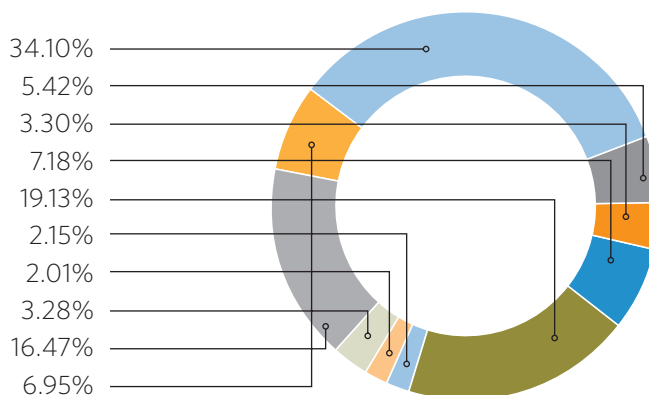


## Products/Services Distribution

Relative expenditures for each product group

### USD

|                       |                                |                |
|-----------------------|--------------------------------|----------------|
| 87,576,647.44         | Contraceptives                 | 34.10%         |
| 13,911,564.71         | Freight Transportation         | 5.42%          |
| 8,478,492.23          | IT/AV/Communications equipment | 3.30%          |
| 18,436,985.12         | Medical equipment/Supplies     | 7.18%          |
| 49,129,008.03         | Miscellaneous                  | 19.13%         |
| 5,511,586.44          | Office furniture and supplies  | 2.15%          |
| 5,173,850.83          | Pharmaceuticals                | 2.01%          |
| 8,429,070.81          | Printing and Publication       | 3.28%          |
| 42,304,263.43         | Services                       | 16.47%         |
| 17,855,047.56         | Vehicles                       | 6.95%          |
| <b>256,806,516.61</b> | <b>Grand Total</b>             | <b>100.00%</b> |



UNFPA Procurement includes three elements:

### 1. PSB PROCUREMENT

Procurement undertaken by the Procurement Services Branch (PSB) for UNFPA funded projects and for equipment and supplies for UNFPA offices (including administrative purposes, publications, and services required by UNFPA New York).

### 2. THIRD PARTY PROCUREMENT

Procurement undertaken by Headquarters Procurement Services Branch when a third party (e.g. governments, other agencies or institutions) outsources procurement to UNFPA.

### 3. LOCAL PROCUREMENT

Procurement undertaken by UNFPA Country Offices in accordance with the decentralized authorization. Procurement can be from local or international suppliers.

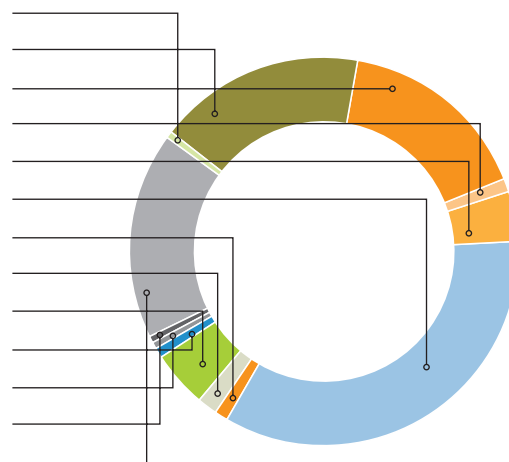
**Please note that these procurement statistics do not include UNFPA personnel costs and travel expenditures.**

## Contraceptive Distribution

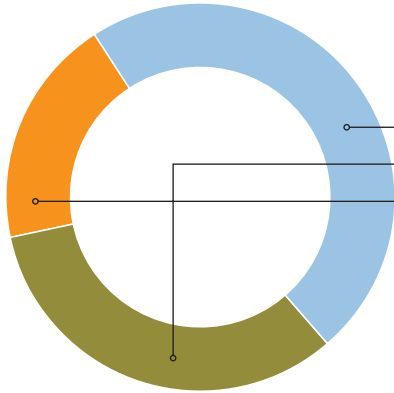
Relative Expenditure versus contraceptive methods

### USD

|                      |                             |                |
|----------------------|-----------------------------|----------------|
| 259,234.07           | Combined High Dose OC Pills | 0.30%          |
| 14,751,540.72        | Combined Low Dose OC Pills  | 16.84%         |
| 14,085,570.18        | Condoms                     | 16.08%         |
| 642,852.14           | Emergency Contraceptive     | 0.73%          |
| 3,594,219.37         | Female Condoms              | 4.10%          |
| 32,037,577.55        | Injectable Contraceptives   | 36.58%         |
| 753,450.39           | Intra Uterine Device (IUD)  | 0.86%          |
| 1,443,757.70         | Phasic Pills                | 1.65%          |
| 4,031,623.35         | Progestagen only Pills      | 4.60%          |
| 848,002.66           | Sampling/Testing of Condoms | 0.97%          |
| 7,256.58             | Spermicidal Cream/Jelly     | 0.01%          |
| 124,676.60           | Spermicides Tablets         | 0.14%          |
| 14,996,886.14        | Subdermal Implants          | 17.12%         |
| <b>87,576,647.44</b> | <b>Grand Total</b>          | <b>100.00%</b> |



## Total Procurement (USD)

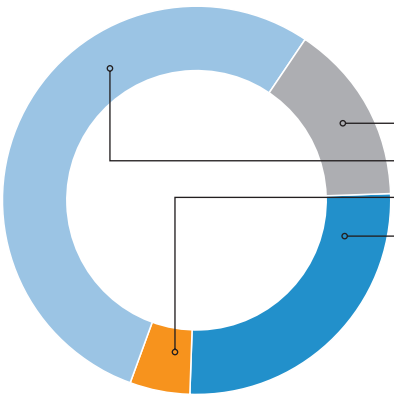


### USD

|                       |                         |                |
|-----------------------|-------------------------|----------------|
| 123,137,534.03        | Local Procurement       | 47.95%         |
| 84,958,101.24         | PSB Procurement         | 33.08%         |
| 48,710,881.34         | Third Party Procurement | 18.97%         |
| <b>256,806,516.61</b> | <b>Grand Total</b>      | <b>100.00%</b> |

## Country Distribution and Intra-Agency Procurement

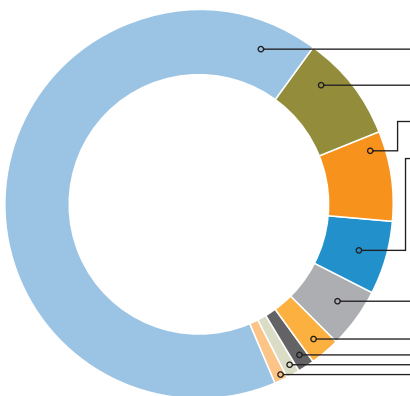
Source of Procurement



### USD

|                       |                            |                |
|-----------------------|----------------------------|----------------|
| 39,435,679.42         | Developed                  | 15.36%         |
| 136,966,127.66        | Developing or Transitional | 53.33%         |
| 12,842,898.90         | Intra-Agency Procurement   | 5.00%          |
| 67,561,810.63         | Major Donor                | 26.31%         |
| <b>256,806,516.61</b> | <b>Grand Total</b>         | <b>100.00%</b> |

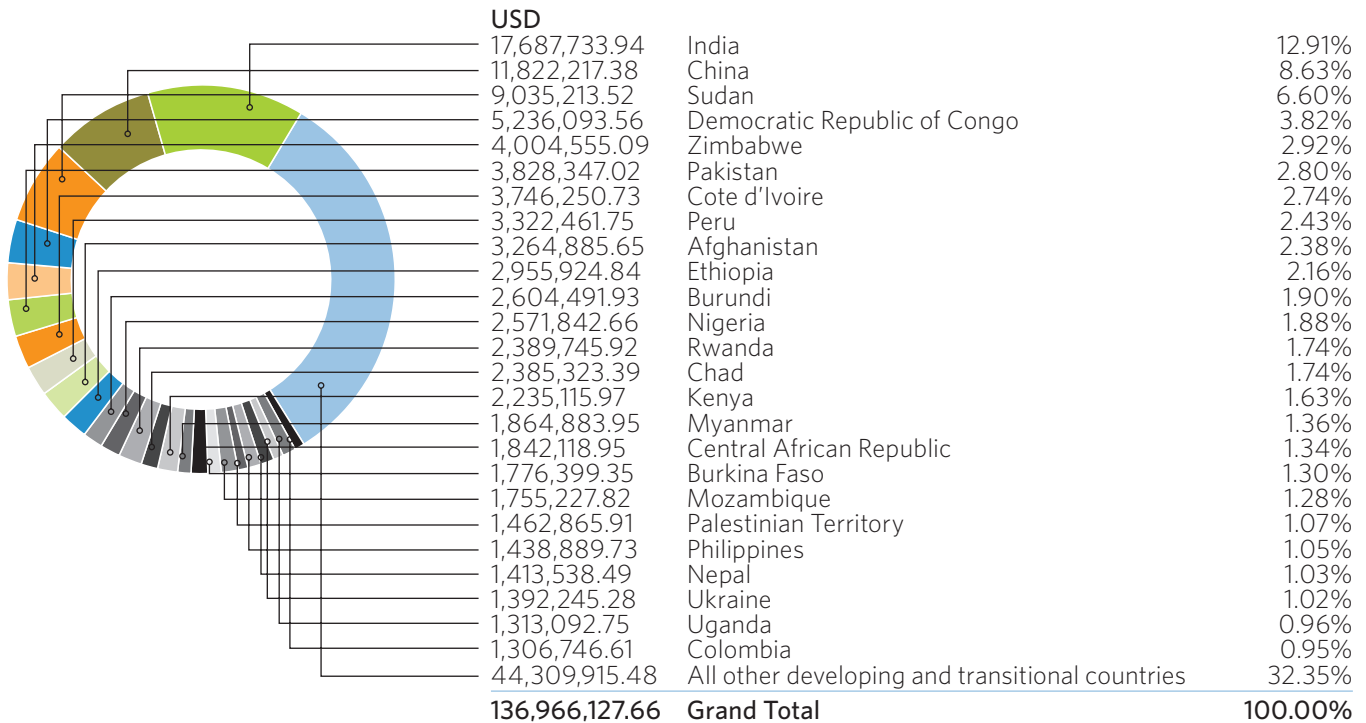
## Procurement from Developed Countries (excluding Major Donor Countries)



### USD

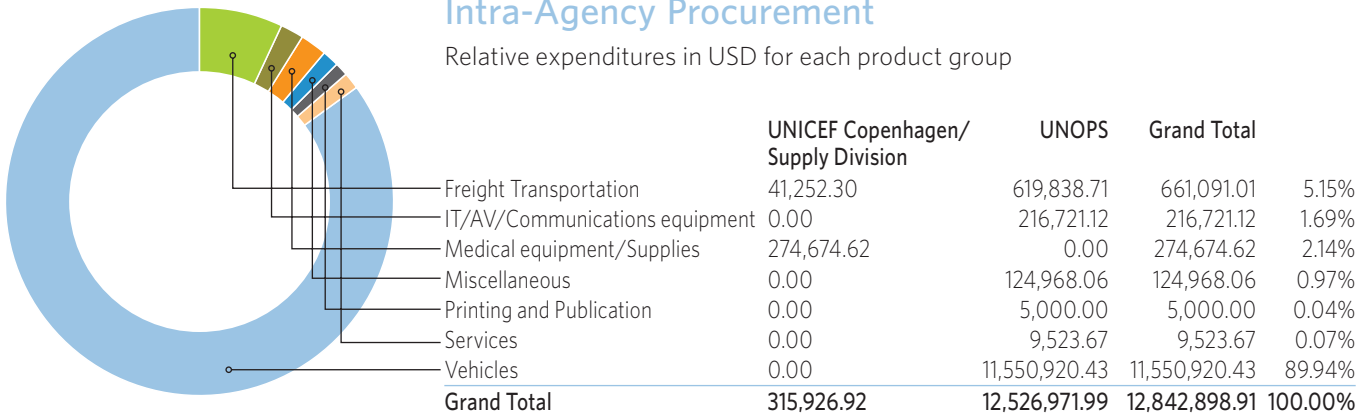
|                      |                    |                |
|----------------------|--------------------|----------------|
| 27,097,483.91        | United States      | 68.71%         |
| 3,443,051.77         | Belgium            | 8.73%          |
| 2,924,066.96         | France             | 7.41%          |
| 2,486,728.85         | Gibraltar          | 6.31%          |
| 2,186,123.78         | Switzerland        | 5.54%          |
| 589,081.95           | Italy              | 1.49%          |
| 312,651.40           | Hong Kong          | 0.79%          |
| 217,345.00           | Republic of Korea  | 0.55%          |
| 179,145.81           | Australia          | 0.45%          |
| <b>39,435,679.42</b> | <b>Grand Total</b> | <b>100.00%</b> |

## Procurement from Developing and Transitional Countries

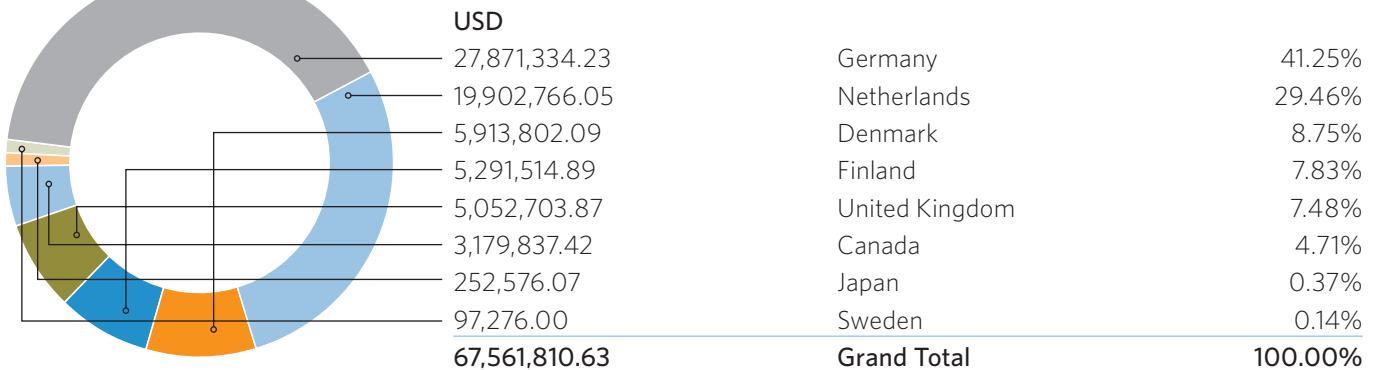


## Intra-Agency Procurement

Relative expenditures in USD for each product group



## Procurement from Major Donor Countries



## Country Products/Services Distribution

(Indicates the value of procurement and products/services from respective countries)

| Country                      | Contra-ceptives      | Medical equipment/Supplies | Pharma-ceuticals    | IT/AV/Communi-cations equipment | Miscellaneous        | Office furniture and supplies | Printing and Publication | Services             | Vehicles             | Freight Transp-ortation | Grand Total           |
|------------------------------|----------------------|----------------------------|---------------------|---------------------------------|----------------------|-------------------------------|--------------------------|----------------------|----------------------|-------------------------|-----------------------|
| Afghanistan                  | 0.00                 | 52,753.93                  | 0.00                | 362,617.18                      | 2,089,704.03         | 57,938.43                     | 9,973.65                 | 167,939.78           | 511,983.66           | 11,975.00               | 3,264,885.65          |
| Belgium                      | 3,282,918.00         | 25,529.00                  | 400.00              | 0.00                            | 33,980.56            | 1,529.17                      | 3,275.04                 | 0.00                 | 0.00                 | 95,420.00               | 3,443,051.77          |
| Burkina Faso                 | 0.00                 | 64,480.75                  | 0.00                | 89,968.30                       | 1,305,735.04         | 21,024.80                     | 74,168.57                | 168,968.14           | 52,053.76            | 0.00                    | 1,776,399.35          |
| Burundi                      | 0.00                 | 0.00                       | 0.00                | 2,016.81                        | 1,381,436.20         | 276,623.43                    | 645,364.81               | 130,966.58           | 138,836.03           | 29,248.07               | 2,604,491.93          |
| Canada                       | 2,758,852.21         | 25,867.95                  | 0.00                | 0.00                            | 87,081.73            | 0.00                          | 0.00                     | 0.00                 | 0.00                 | 308,035.53              | 3,179,837.42          |
| Central African Republic     | 0.00                 | 23,731.67                  | 100,241.49          | 28,704.00                       | 1,526,421.37         | 52,832.19                     | 31,378.84                | 16,098.68            | 3,413.90             | 59,296.81               | 1,842,118.95          |
| Chad                         | 0.00                 | 3,752.83                   | 0.00                | 114,432.73                      | 1,050,354.21         | 140,762.90                    | 32,436.74                | 32,611.16            | 1,010,972.82         | 0.00                    | 2,385,323.39          |
| China                        | 5,886,053.13         | 2,492,823.60               | 302,798.22          | 392,367.76                      | 58,917.95            | 72,974.65                     | 109,869.60               | 1,528,743.53         | 0.00                 | 977,668.94              | 11,822,217.38         |
| Cote d'Ivoire                | 0.00                 | 563,968.72                 | 66,966.89           | 261,512.79                      | 414,186.59           | 849,693.55                    | 148,974.34               | 1,368,551.19         | 23,326.29            | 49,070.38               | 3,746,250.73          |
| Democratic Republic of Congo | 0.00                 | 42,825.00                  | 0.00                | 38,958.48                       | 4,496,526.72         | 175,270.52                    | 228,250.05               | 46,084.11            | 28,557.45            | 179,621.23              | 5,236,093.56          |
| Denmark                      | 0.00                 | 90,763.37                  | 0.00                | 624,390.82                      | 143,671.85           | 266,154.18                    | 9,410.67                 | 298,799.22           | 33,105.00            | 4,447,506.98            | 5,913,802.09          |
| Ethiopia                     | 0.00                 | 0.00                       | 0.00                | 683,089.60                      | 347,959.18           | 16,779.34                     | 64,661.66                | 1,788,601.76         | 39,436.41            | 15,396.88               | 2,955,924.84          |
| Finland                      | 5,048,738.46         | 0.00                       | 0.00                | 0.00                            | 161,031.41           | 0.00                          | 0.00                     | 1,097.49             | 0.00                 | 80,647.53               | 5,291,514.89          |
| France                       | 151,286.05           | 1,341.53                   | 75,798.68           | 0.00                            | 0.00                 | 0.00                          | 0.00                     | 2,676,128.13         | 0.00                 | 19,512.58               | 2,924,066.96          |
| Germany                      | 21,361,240.92        | 4,930,018.72               | 9,077.16            | 0.00                            | 34,162.82            | 0.00                          | 0.00                     | 389,080.89           | 0.00                 | 1,147,753.72            | 27,871,334.23         |
| Gibraltar                    | 0.00                 | 0.00                       | 0.00                | 0.00                            | 5,130.96             | 0.00                          | 0.00                     | 0.00                 | 2,318,529.52         | 163,068.37              | 2,486,728.85          |
| India                        | 15,201,661.94        | 4,002.99                   | 2,915.00            | 7,642.15                        | 351,507.58           | 1,378.01                      | 92,343.19                | 957,295.93           | 74,522.71            | 994,464.44              | 17,687,733.94         |
| Kenya                        | 48,473.99            | 182,242.39                 | 67,924.87           | 227,127.91                      | 1,552,463.73         | 25,347.92                     | 67,249.53                | 41,455.35            | 2,572.61             | 20,257.67               | 2,235,115.97          |
| Mozambique                   | 0.00                 | 222,176.45                 | 0.00                | 198,857.65                      | 317,258.87           | 17,233.89                     | 565,600.90               | 420,357.79           | 0.00                 | 13,742.28               | 1,755,227.82          |
| Myanmar                      | 0.00                 | 138,492.50                 | 50,147.74           | 11,244.83                       | 1,396,030.95         | 42,966.62                     | 139,250.81               | 66,987.25            | 3,868.52             | 15,894.73               | 1,864,883.95          |
| Nepal                        | 0.00                 | 197,623.85                 | 0.00                | 84,422.86                       | 874,534.25           | 5,224.64                      | 93,169.04                | 143,003.89           | 0.00                 | 15,559.95               | 1,413,538.49          |
| Netherlands                  | 12,362,738.14        | 1,154,071.63               | 3,833,882.55        | 317,873.59                      | 205,066.44           | 61,002.31                     | 0.00                     | 8,549.04             | 0.00                 | 1,959,582.35            | 19,902,766.05         |
| Nigeria                      | 12,101.50            | 85,256.68                  | 0.00                | 17,414.62                       | 2,003,589.94         | 61,886.33                     | 61,889.84                | 329,703.75           | 0.00                 | 0.00                    | 2,571,842.66          |
| Pakistan                     | 2,816,724.75         | 216,803.02                 | 0.00                | 31,118.26                       | 68,492.23            | 54,801.56                     | 0.00                     | 607,310.25           | 0.00                 | 33,096.96               | 3,828,347.02          |
| Palestinian Territory        | 0.00                 | 1,092,479.53               | 29,832.41           | 42,838.01                       | 117,947.87           | 7,469.29                      | 11,647.35                | 35,274.14            | 0.00                 | 125,377.31              | 1,462,865.91          |
| Peru                         | 1,098,505.06         | 343,377.28                 | 65,733.45           | 99,972.28                       | 842,700.67           | 251,953.44                    | 9,480.40                 | 485,719.04           | 99,300.00            | 25,720.14               | 3,322,461.75          |
| Philippines                  | 0.00                 | 90,675.33                  | 0.00                | 2,372.26                        | 982,704.47           | 0.00                          | 0.00                     | 361,834.27           | 0.00                 | 1,303.40                | 1,438,889.73          |
| Rwanda                       | 2,361.50             | 50,065.00                  | 15,034.00           | 32,301.47                       | 214,282.03           | 32,679.60                     | 31,624.46                | 2,006,547.96         | 3,094.87             | 1,755.03                | 2,389,745.92          |
| Sudan                        | 5,108.82             | 35,612.34                  | 0.00                | 279,292.42                      | 4,925,825.52         | 250,106.65                    | 240,002.49               | 2,976,117.73         | 60,286.24            | 262,861.31              | 9,035,213.52          |
| Switzerland                  | 1,845,900.77         | 25,038.50                  | 0.00                | 5,495.12                        | 28,655.87            | 20,352.94                     | 16,167.76                | 67,513.65            | 0.00                 | 176,999.17              | 2,186,123.78          |
| Ukraine                      | 0.00                 | 615,909.35                 | 0.00                | 40,703.07                       | 0.00                 | 1,393.02                      | 315,658.48               | 392,281.36           | 26,300.00            | 0.00                    | 1,392,245.28          |
| United Kingdom               | 4,406,297.84         | 61,726.12                  | 35,412.50           | 0.00                            | 23,834.26            | 101,436.98                    | 65,548.90                | 39,918.53            | 0.00                 | 318,528.75              | 5,052,703.87          |
| United States                | 8,987,274.67         | 329,889.09                 | 0.00                | 1,003,644.49                    | 5,284,052.79         | 187,269.17                    | 1,309,541.14             | 9,469,144.70         | 0.00                 | 526,667.87              | 27,097,483.91         |
| UNOPS                        | 0.00                 | 0.00                       | 0.00                | 216,721.12                      | 124,968.06           | 0.00                          | 5,000.00                 | 9,523.67             | 11,550,920.43        | 619,838.71              | 12,526,971.99         |
| Zimbabwe                     | 0.00                 | 667,936.36                 | 248,370.00          | 138,636.16                      | 2,146,622.15         | 239,022.16                    | 434,565.95               | 27,838.79            | 32,495.00            | 69,068.52               | 4,004,555.09          |
| Total of all other countries | 2,300,409.70         | 4,605,749.65               | 269,315.87          | 3,122,755.49                    | 14,532,169.74        | 2,218,478.75                  | 3,612,566.62             | 15,244,215.71        | 1,841,472.35         | 1,146,624.11            | 48,893,757.98         |
| <b>Grand Total</b>           | <b>87,576,647.44</b> | <b>18,436,985.12</b>       | <b>5,173,850.83</b> | <b>8,478,492.23</b>             | <b>49,129,008.03</b> | <b>5,511,586.44</b>           | <b>8,429,070.81</b>      | <b>42,304,263.43</b> | <b>17,855,047.56</b> | <b>13,911,564.71</b>    | <b>256,806,516.61</b> |

## Major Vendors

| Vendor                                   | USD Amount<br>(Total PO Value) | Average PO<br>value | Country                         | No. of POs | Product Group                               |
|--|--------------------------------|---------------------|---------------------------------|------------|---|
| Helm Pharmaceuticals Gmbh                | 13,833,180.00                  | 1,383,318.00        | Germany                         | 10         | Contraceptives                              |
| Bayer Schering Pharma Ag                 | 13,670,047.11                  | 210,308.42          | Germany                         | 65         | Contraceptives                              |
| UNOPS                                    | 12,526,971.99                  | 91,437.75           | UNOPS                           | 137        | Vehicles                                    |
| N.V. Organon                             | 12,512,712.89                  | 431,472.86          | Netherlands                     | 29         | Contraceptives                              |
| Pfizer Overseas LLC (Export Division)    | 10,758,912.78                  | 228,913.04          | United States                   | 47         | Medical equipment/Supplies / Contraceptives |
| Famy Care Ltd.                           | 10,288,950.91                  | 489,950.04          | India                           | 21         | Contraceptives                              |
| Qingdao Double Butterfly Group Co. Ltd.  | 6,591,462.42                   | 129,244.36          | China                           | 51         | Contraceptives                              |
| Imres                                    | 6,186,143.14                   | 28,639.55           | Netherlands                     | 216        | Pharmaceuticals / Contraceptives            |
| Slg 220 News Owners LLC                  | 5,600,199.39                   | 1,120,039.88        | United States                   | 5          | Services                                    |
| Fleischhacker Gmbh And Co. Kg            | 5,479,266.79                   | 72,095.62           | Germany                         | 76         | Medical equipment/Supplies                  |
| Kuhne + Nagel A/S, Copenhagen - Denmark  | 4,294,615.00                   | 613,516.43          | Denmark                         | 7          | Freight Transportation                      |
| The Female Health Company                | 3,820,289.95                   | 52,332.74           | United Kingdom                  | 73         | Contraceptives/Medical equipment/Supplies   |
| Ttk-Lig Ltd.                             | 2,983,975.15                   | 96,257.26           | India                           | 31         | Contraceptives                              |
| Wyeth Pharmaceuticals                    | 2,957,167.21                   | 89,611.13           | Canada                          | 33         | Contraceptives                              |
| Medipharm (Private) Limited              | 2,848,248.37                   | 569,649.67          | Pakistan                        | 5          | Contraceptives                              |
| Infoterra France Sas                     | 2,676,128.13                   | 2,676,128.13        | France                          | 1          | IT/AV/Communications equipment              |
| Centre For Census,Statistics Sp A/C Goss | 2,550,000.04                   | 1,275,000.02        | Sudan                           | 2          | Miscellaneous                               |
| Toyota Gibraltar Stockholdings Ltd.      | 2,165,106.50                   | 77,325.23           | Gibraltar                       | 28         | Vehicles                                    |
| United Med-Health International Corp     | 2,082,816.89                   | 138,854.46          | United States                   | 15         | Contraceptives                              |
| Cilag Gmbh International                 | 2,031,566.75                   | 253,945.84          | Switzerland                     | 8          | Contraceptives                              |
| Indus Medicare Limited                   | 1,957,511.07                   | 115,147.71          | India                           | 17         | Contraceptives                              |
| Peak International Trade (Tianjin) Co.   | 1,524,594.21                   | 50,819.81           | China                           | 30         | Medical equipment/Supplies                  |
| Maps Geosystems                          | 1,481,572.03                   | 493,857.34          | Ethiopia                        | 3          | Services                                    |
| Beijing Nuo Ran De Li Tech&Trading       | 1,288,980.98                   | 644,490.49          | China                           | 2          | Pharmaceuticals                             |
| Etsec, Inc.                              | 1,135,475.00                   | 113,547.50          | United States                   | 10         | Services                                    |
| Sunat-Banco Continental                  | 994,783.18                     | 124,347.90          | Peru                            | 8          | Contraceptives                              |
| Gibraltar Stockholdings Ltd.             | 968,174.14                     | 322,724.71          | Chad                            | 3          | Vehicles                                    |
| Dongkuk Techco Rubber Industries Sdn Bhd | 945,770.86                     | 67,555.06           | Malaysia                        | 14         | Contraceptives                              |
| Gedeon Richter Plc.                      | 841,136.01                     | 46,729.78           | Hungary                         | 18         | Contraceptives                              |
| Crown Agents                             | 838,507.38                     | 8,826.39            | United Kingdom                  | 95         | Services                                    |
| Hindustan Latex Limited                  | 679,856.45                     | 23,443.33           | India                           | 29         | Contraceptives                              |
| Prographics, Inc.                        | 613,515.96                     | 61,351.60           | United States                   | 10         | Printing and Publication                    |
| Zat "Farmaceya 2000"                     | 606,706.81                     | 606,706.81          | Ukraine                         | 1          | Medical equipment/Supplies                  |
| Recensement Gen./Population & Habitat    | 605,881.53                     | 30,294.08           | Burundi                         | 20         | Miscellaneous                               |
| Intermed-Pal                             | 591,920.00                     | 591,920.00          | Palestinian Territory           | 1          | Medical equipment/Supplies                  |
| Un Office At Nairobi (Unon)              | 590,381.82                     | 39,358.79           | Kenya                           | 15         | Miscellaneous                               |
| Sittco Sharq International Technology    | 576,070.93                     | 288,035.46          | Palestinian Territory           | 2          | Medical equipment/Supplies                  |
| Morningside Pharmaceuticals Limited      | 561,650.00                     | 561,650.00          | Zimbabwe                        | 1          | Medical equipment/Supplies                  |
| Perfect Ideas                            | 553,417.24                     | 184,472.41          | India                           | 3          | Services                                    |
| Dell Marketing L.P.                      | 552,602.97                     | 11,512.56           | United States                   | 48         | IT/AV/Communications equipment              |
| Elioba Dera Azara                        | 536,584.80                     | 134,146.20          | Sudan                           | 4          | Miscellaneous                               |
| Un Office for the Project Services       | 506,683.13                     | 506,683.13          | Afghanistan                     | 1          | Vehicles                                    |
| Mott Macdonald Limited                   | 492,818.81                     | 54,757.65           | United States                   | 9          | Services                                    |
| The Superior Trading Company Attached to | 488,644.80                     | 97,728.96           | China                           | 5          | Services                                    |
| Karrel S.R.L                             | 480,219.17                     | 36,939.94           | Italy                           | 13         | Medical equipment/Supplies                  |
| JSI Research & Training Institute, Inc.  | 411,968.00                     | 137,322.67          | United States                   | 3          | Services                                    |
| Progr. D'appui Développement Sanitaire   | 406,202.02                     | 203,101.01          | Burkina Faso                    | 2          | Miscellaneous                               |
| Santpoort Project Supplies               | 398,679.09                     | 56,954.16           | Netherlands                     | 7          | IT/AV/Communications equipment              |
| Terra Telecom, Llc                       | 390,855.20                     | 30,065.78           | Chad                            | 13         | IT/AV/Communications equipment              |
| Beijing Chengxin International Trade Sci | 381,062.00                     | 76,212.40           | China                           | 5          | Services                                    |
| Arabian Computer Company                 | 354,062.61                     | 118,020.87          | Sudan                           | 3          | Services                                    |
| A. Andrews & Co (Mail Order) Ltd.        | 326,217.00                     | 46,602.43           | Hong Kong                       | 7          | Office furniture and supplies               |
| Health Sector Improvement Program        | 318,367.34                     | 318,367.34          | Papua New Guinea                | 1          | Miscellaneous                               |
| Dharma Polimetal, Pt                     | 313,474.15                     | 34,830.46           | Indonesia                       | 9          | Medical equipment/Supplies                  |
| Health Research For Action               | 301,402.53                     | 301,402.53          | United States                   | 1          | Services                                    |
| Robe Medical                             | 299,569.03                     | 299,569.03          | Mali                            | 1          | Medical equipment/Supplies                  |
| Undp                                     | 295,964.95                     | 21,140.35           | Costa Rica                      | 14         | Services                                    |
| The Medical Export Group Bv              | 288,616.50                     | 36,077.06           | Netherlands                     | 8          | Medical equipment/Supplies                  |
| Den Pechati Co                           | 287,980.29                     | 57,596.06           | Ukraine                         | 5          | Printing and Publication                    |
| Caritas                                  | 277,218.20                     | 138,609.10          | Democratic Republic<br>of Congo | 2          | Miscellaneous                               |
| UNICEF Copenhagen                        | 276,237.11                     | 34,529.64           | UNICEF                          | 8          | Medical equipment/Supplies                  |

\* Country reflects the location of a vendor's commercial office which in some case might be different from that of the manufacturer.