



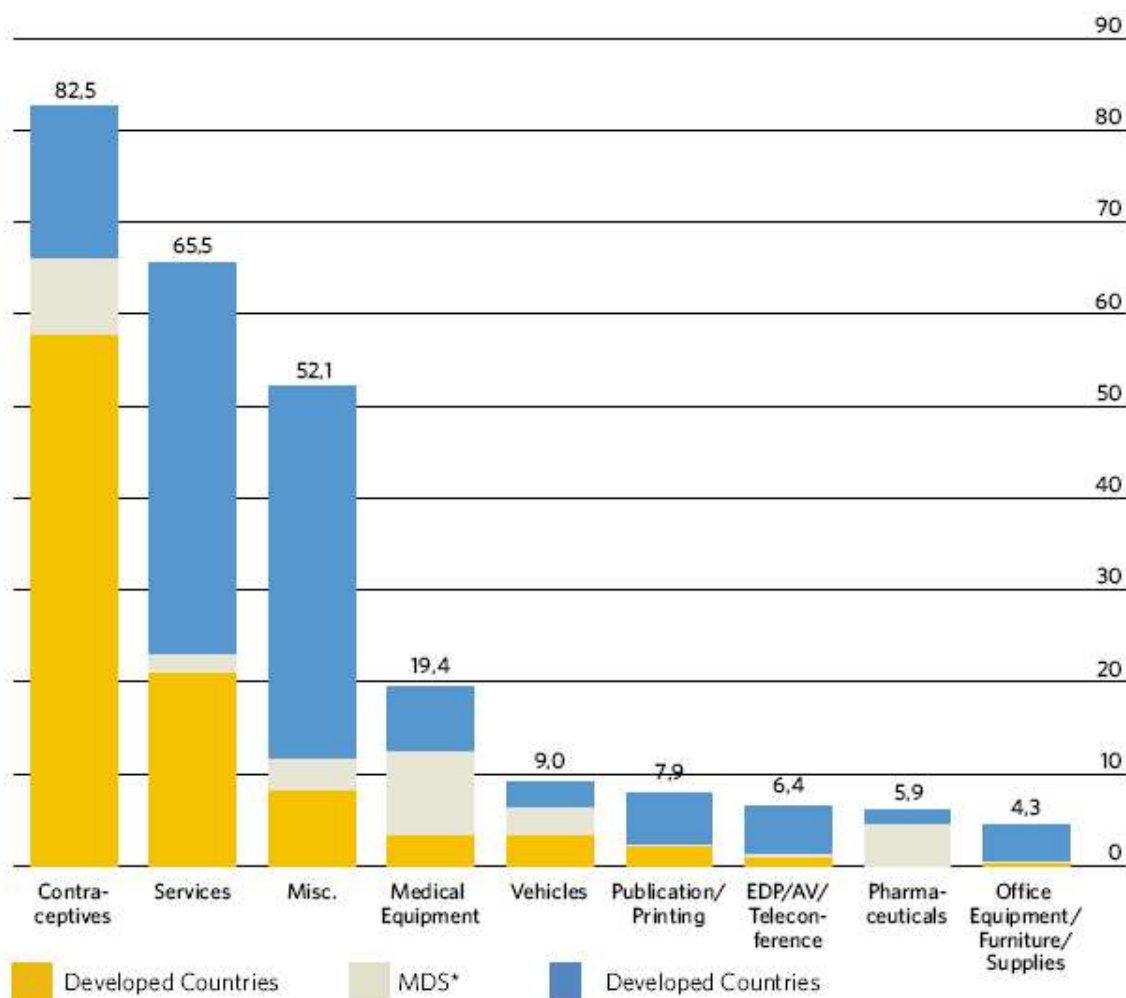
Procurement Statistics

2005

UNFPA - because everyone counts

Products/Services Country Distribution (US\$)

Provides indicator of where major products groups are sourced



| Commodity | Developed Countries | MDS* | Developing Countries | 2005 Total |
|-------------------------------------|---------------------|---------------------|----------------------|----------------------|
| Contraceptives | \$57,933,583 | \$8,269,934 | \$16,366,028 | \$82,569,544 |
| Services | \$21,027,153 | \$2,132,415 | \$42,403,692 | \$65,563,260 |
| Miscellaneous | \$8,323,698 | \$3,483,836 | \$40,295,670 | \$52,103,205 |
| Medical Equipment | \$3,391,944 | \$9,265,268 | \$6,812,730 | \$19,469,941 |
| Vehicles | \$3,357,747 | \$3,049,153 | \$2,626,504 | \$9,033,404 |
| Publication/Printing | \$2,249,690 | \$128,571 | \$5,603,258 | \$7,981,519 |
| EDP/AV/Teleconference | \$919,913 | \$571,533 | \$4,945,986 | \$6,437,431 |
| Pharmaceuticals | \$33,634 | \$4,666,430 | \$1,265,385 | \$5,965,448 |
| Office Equipment/Furniture/Supplies | \$393,877 | \$181,698 | \$3,775,525 | \$4,351,100 |
| Total | \$97,631,237 | \$31,748,838 | \$124,094,776 | \$253,474,852 |

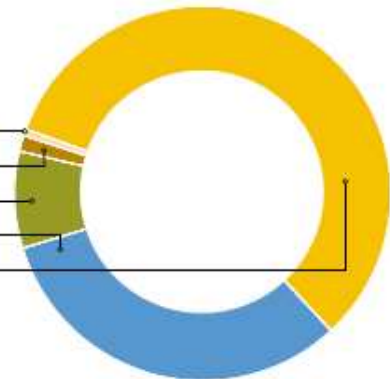
* Major Donor Sources

Headquarters Procurement

Products/Services Distribution

Relative Expenditure versus differing product groups

| US\$ | | % |
|---------------------|---|----------------|
| \$163,647 | Office Equipment/Furniture/Supplies | 0.61% |
| \$381,748 | EDP/AV/ Teleconference | 1.43% |
| \$2,222,050 | Publication and Printing | 8.34% |
| \$8,556,336 | Lease of premises (incl. miscellaneous) | 32.12% |
| \$15,317,637 | Technical Services | 57.50% |
| \$26,641,418 | Total | 100.00% |

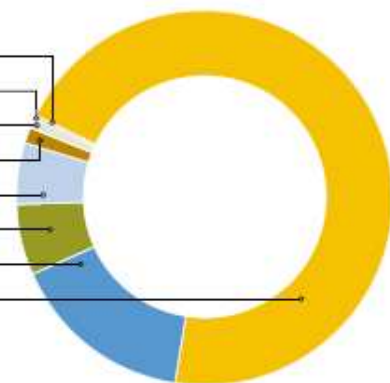


Field Procurement

Products/Services Distribution

Relative Expenditure for each product group for field projects

| US\$ | | % |
|---------------------|-------------------------------------|----------------|
| \$134,798 | Office Equipment/Furniture/Supplies | 0.17% |
| \$247,306 | Miscellaneous | 0.31% |
| \$682,775 | Pharmaceuticals | 0.85% |
| \$1,026,195 | EDP/AV/ Teleconference | 1.27% |
| \$4,178,602 | Vehicles | 5.18% |
| \$5,096,916 | Services | 6.32% |
| \$12,627,759 | Medical Equipment** | 15.65% |
| \$56,680,166 | Contraceptives | 70.25% |
| \$80,674,517 | Total | 100.00% |

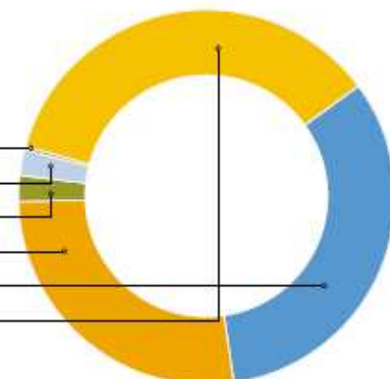


**Includes US\$ 5,129,419 for Emergency RH kits

Contraceptive Distribution

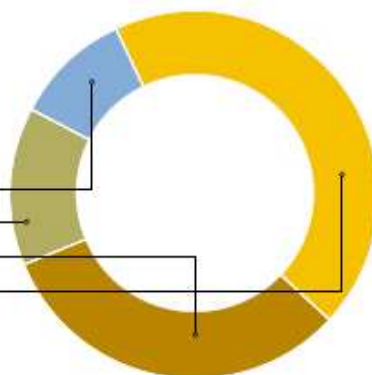
Relative Expenditure versus individual contraceptive methods

| US\$ | | % |
|---------------------|--|----------------|
| \$364,908 | Spermicides | 0.44% |
| \$1,725,354 | IUDs | 2.09% |
| \$1,849,161 | Implants/ Trocars | 2.24% |
| \$22,335,884 | Condoms (incl. male and female) | 27.05% |
| \$27,025,592 | Pills | 32.73% |
| \$29,268,645 | Injectables (incl. syringes and needles) | 35.45% |
| \$82,569,544 | Total | 100.00% |



Total Procurement

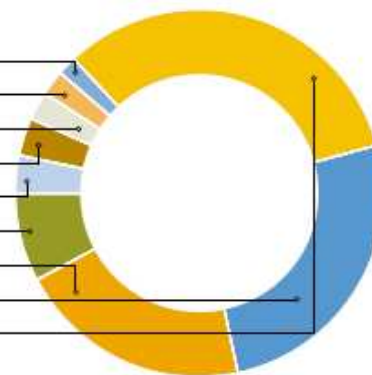
| US\$ | | % |
|----------------------|---------------------------|----------------|
| \$26,641,418 | Headquarters Procurement | 10.51% |
| \$35,077,584 | Third Party Procurement | 13.84% |
| \$80,674,516 | Field Procurement | 31.83% |
| \$111,081,333 | Country Level Procurement | 43.82% |
| \$253,474,851 | Total | 100.00% |



Products/Services Distribution

Relative expenditure versus differing product groups

| US\$ | | % |
|----------------------|-------------------------------------|----------------|
| \$4,351,100 | Office Equipment/Furniture/Supplies | 1.72% |
| \$5,965,448 | Pharmaceuticals | 2.35% |
| \$6,437,431 | EDP/AV/Teleconference | 2.54% |
| \$7,981,519 | Publication/Printing | 3.15% |
| \$9,033,403 | Vehicles | 3.56% |
| \$19,469,941 | Medical Equipment*** | 7.68% |
| \$52,103,205 | Miscellaneous | 20.56% |
| \$65,563,260 | Services | 25.87% |
| \$82,569,544 | Contraceptives | 32.57% |
| \$253,474,851 | Total | 100.00% |



*** Includes US\$5,462,258 for Emergency RH Kits

UNFPA Procurement includes the following five elements:

1. FIELD PROCUREMENT

Procurement undertaken by Headquarters Procurement Services for UNFPA funded projects and for equipment and supplies for UNFPA Field Offices.

2. THIRD PARTY PROCUREMENT

Procurement undertaken by Headquarters Procurement Services when a third party (e.g. governments, other agencies or institutions) out sources procurement to UNFPA.

3. HEADQUARTERS PROCUREMENT

Procurement undertaken by Headquarters Procurement

Services for administrative purposes, publications and audio-visual services required by UNFPA New York.

4. PROCUREMENT UNDERTAKEN AT COUNTRY LEVEL

Procurement undertaken by UNFPA Field Offices in accordance with the decentralized authorization.

5. MAJOR DONOR SOURCES

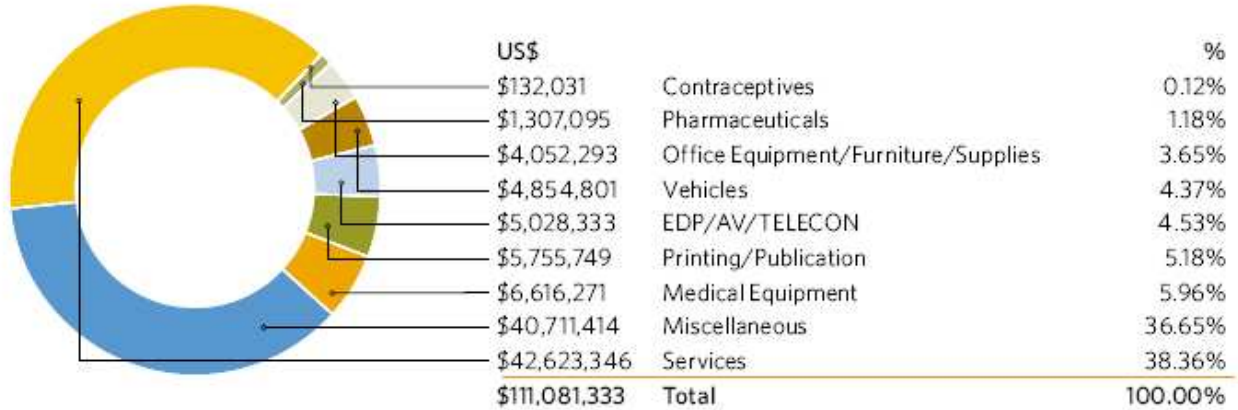
The 'Major Donor Sources' (MDS) have been depicted within Pro 'Developed Countries' to facilitate comparison.

UNFPA PROCUREMENT SERVICES "THE RIGHT CHOICE FOR ALL YOUR REPRODUCTIVE HEALTH NEEDS"

Procurement Undertaken at Country Level

Products/Services Distribution

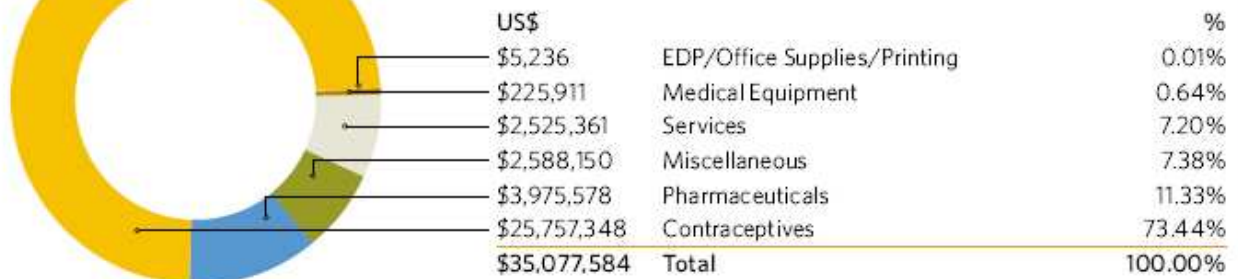
Relative Expenditure for each product group for procurement undertaken at country level



Third Party/Reimbursable Procurement

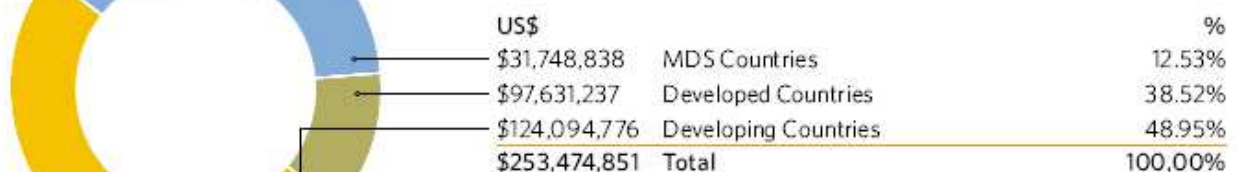
Products/Services Distribution

Relative Expenditure for each product group for third party/reimbursable projects

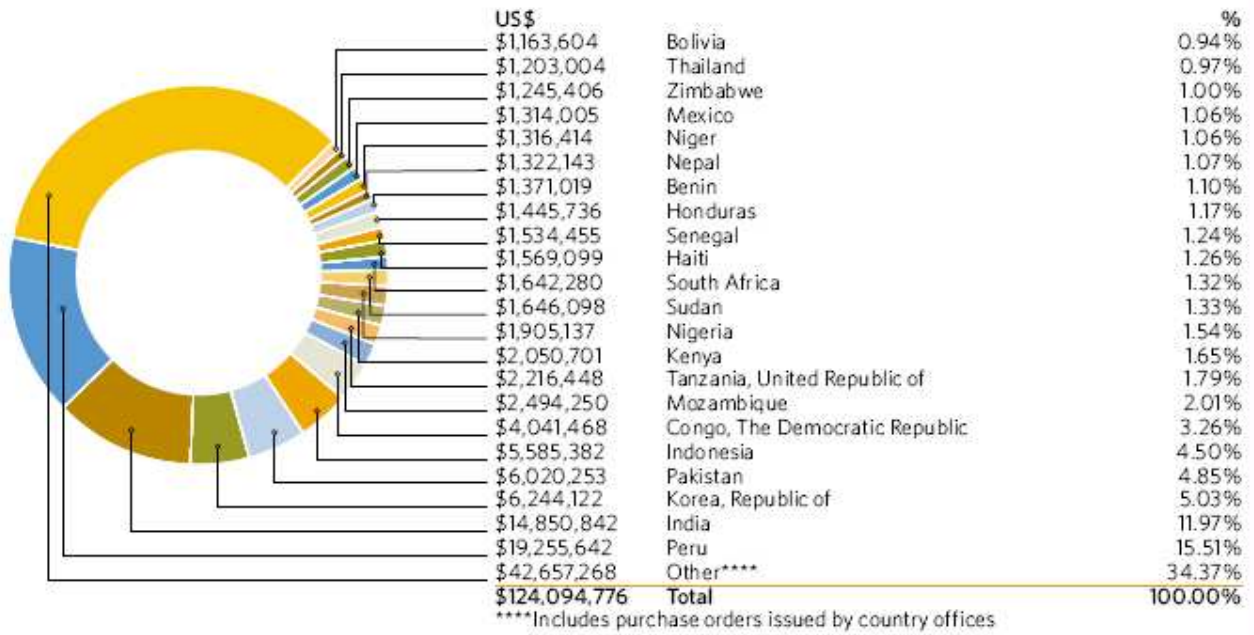


Country Distribution

Source of Procurement



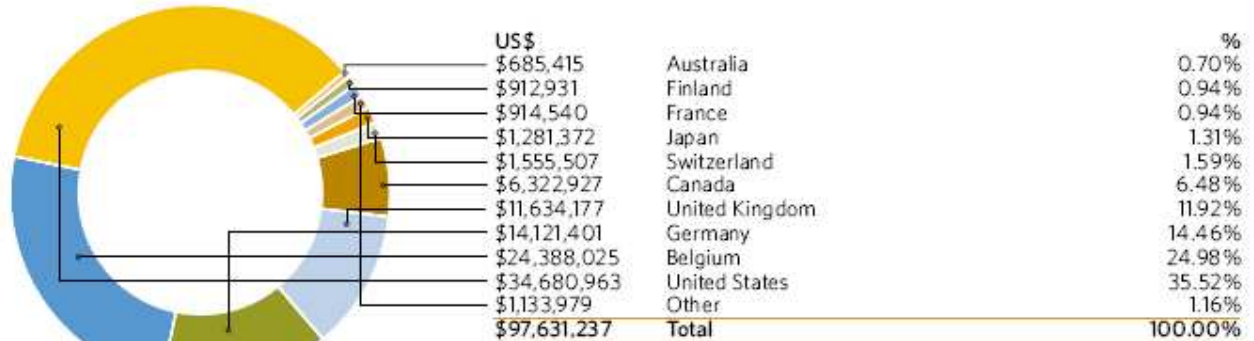
Procurement from Developing Countries



Procurement from Major Donor Sources



Procurement from Developed Countries



Country Products Services Distribution

(Indicates relative value of procurement and products/services from respective countries), US\$

| Country | Contra- ceptives | EDP/AV/ Tele- conference | Medical Equipment | Miscel- laneous | Office Equipment/ Furniture/ Supplies | Pharma- ceuticals | Printing and Publication | Services | Vehicles | Total |
|-----------------------------------|---------------------|--------------------------------|----------------------|--------------------|--|----------------------|-----------------------------|-------------------|------------------|--------------------|
| Belgium | 23,279,149 | 1,800 | 47,579 | 34,711 | 2,577 | 0 | 0 | 1,022,209 | 0 | 24,388,025 |
| Benin | 0 | 0 | 48,650 | 223,246 | 43,002 | 0 | 386,896 | 656,645 | 12,581 | 1,371,019 |
| Bolivia | 0 | 21,656 | 0 | 84,833 | 12,667 | 0 | 150,220 | 894,228 | 0 | 1,163,604 |
| Canada | 5,325,752 | 16,260 | 0 | 79,233 | 116 | 0 | 157,501 | 744,065 | 0 | 6,322,927 |
| Congo, The Democratic Republic | 18,065 | 62,074 | 21,091 | 2,409,871 | 167,054 | 8,737 | 217,440 | 1,134,485 | 2,652 | 4,041,468 |
| Denmark | 0 | 517,386 | 587,472 | 89,642 | 165,074 | 29,027 | 83,571 | 420,719 | 3,049,153 | 4,942,043 |
| Ethiopia | 0 | 92,966 | 14,607 | 275,008 | 5,571 | 0 | 59,389 | 621,825 | 0 | 1,069,367 |
| Germany | 12,076,235 | 23,442 | 537,610 | 275,889 | 7,130 | 0 | 0 | 701,913 | 499,183 | 14,121,401 |
| Guatemala | 0 | 30,646 | 0 | 237,473 | 12,417 | 13,061 | 101,474 | 639,215 | 12,007 | 1,046,291 |
| Haiti | 500 | 129,351 | 5,977 | 77,657 | 167,325 | 107 | 39,236 | 1,146,570 | 2,377 | 1,569,099 |
| Honduras | 2,384 | 67,429 | 11,073 | 234,110 | 82,558 | 19,436 | 112,140 | 487,252 | 429,355 | 1,445,736 |
| India | 7,116,723 | 47,440 | 513,223 | 4,658,919 | 17,889 | 4,560 | 142,189 | 2,294,650 | 55,250 | 14,850,842 |
| Indonesia | 722,731 | 242,763 | 446,416 | 2,570,197 | 6,481 | 0 | 64,688 | 1,075,251 | 456,855 | 5,585,382 |
| Japan | 33,780 | 0 | 56,255 | 19,995 | 0 | 0 | 2,638 | 127,404 | 1,041,300 | 1,281,373 |
| Kenya | 16,567 | 256,104 | 92,200 | 426,112 | 91,277 | 174,104 | 129,929 | 772,415 | 91,995 | 2,050,701 |
| Korea, Republic of | 5,761,805 | 0 | 0 | 0 | 0 | 0 | 0 | 482,318 | 0 | 6,244,122 |
| Mexico | 66,573 | 80,988 | 2,070 | 183,699 | 11,656 | 0 | 40,793 | 928,225 | 0 | 1,314,005 |
| Mozambique | 0 | 177,383 | 0 | 12,573 | 70,575 | 0 | 361,654 | 1,865,986 | 6,079 | 2,494,250 |
| Myanmar | 0 | 2,702 | 56,314 | 295,840 | 33,569 | 110,456 | 23,034 | 604,745 | 0 | 1,126,660 |
| Nepal | 7,542 | 143,619 | 237,612 | 99,033 | 21,247 | 0 | 84,582 | 688,969 | 39,538 | 1,322,143 |
| Netherlands | 8,264,736 | 54,146 | 8,634,156 | 3,316,663 | 16,625 | 4,637,403 | 45,000 | 1,643,170 | 0 | 26,611,899 |
| Niger | 0 | 44,329 | 127,000 | 497,430 | 70,327 | 116,404 | 905 | 435,827 | 24,192 | 1,316,414 |
| Nigeria | 0 | 95,085 | 279,717 | 617,322 | 51,892 | 0 | 99,228 | 757,980 | 3,914 | 1,905,137 |
| Pakistan | 1,882,277 | 80,099 | 1,537,181 | 572,007 | 54,913 | 205,216 | 7,884 | 1,574,572 | 106,106 | 6,020,253 |
| Peru | 0 | 459,656 | 907,505 | 15,566,240 | 637,060 | 0 | 113,421 | 1,571,759 | 0 | 19,255,643 |
| Philippines | 0 | 262,725 | 0 | 254,991 | 15,658 | 0 | 15,327 | 456,400 | 38,708 | 1,043,810 |
| Senegal | 3,023 | 27,011 | 15,087 | 307,976 | 108,254 | 6,530 | 37,094 | 936,292 | 93,189 | 1,534,455 |
| South Africa | 0 | 209,153 | 107,560 | 112,905 | 64,171 | 0 | 24,993 | 1,026,510 | 96,988 | 1,642,280 |
| Sudan | 0 | 113,087 | 52,557 | 201,742 | 206,799 | 0 | 86,308 | 780,939 | 204,666 | 1,646,098 |
| Switzerland | 1,068,076 | 3,644 | 13,359 | 193,902 | 16,475 | 0 | 26,251 | 233,801 | 0 | 1,555,507 |
| Tanzania, United Republic of | 0 | 23,015 | 35,672 | 1,770,812 | 10,016 | 0 | 121,623 | 254,496 | 815 | 2,216,448 |
| Thailand | 480,569 | 65,561 | 63 | 172,904 | 14,300 | 0 | 9,643 | 459,965 | 0 | 1,203,004 |
| United Kingdom | 7,279,144 | 18,595 | 305,428 | 510,072 | 7,085 | 11,350 | 134,156 | 1,678,021 | 1,690,326 | 11,634,177 |
| United States | 7,580,177 | 757,070 | 2,137,628 | 7,049,053 | 272,893 | 22,284 | 1,824,801 | 14,947,693 | 89,366 | 34,680,963 |
| Zimbabwe | 0 | 368 | 596,927 | 238,756 | 89,999 | 0 | 45,091 | 267,663 | 6,602 | 1,245,406 |
| Other | 1,583,739 | 2,309,879 | 2,041,954 | 8,432,392 | 1,796,450 | 606,774 | 3,232,420 | 21,229,086 | 980,206 | 42,212,900 |
| Total | 82,569,544 | 6,437,431 | 19,469,941 | 52,103,205 | 4,351,100 | 5,965,448 | 7,981,519 | 65,563,260 | 9,033,403 | 253,474,851 |

Major Vendors

| Vendors | Amount US\$ | Average | Country***** | No of POs | Products/Services |
|--|-------------|-----------|--------------------------------|-----------|-----------------------------------|
| Pfizer Enterprises Sarl | 24,118,563 | 267,984 | Belgium | 90 | Contraceptives |
| Schering AG | 10,599,707 | 132,496 | Germany | 80 | Contraceptives |
| Imres | 8,240,301 | 62,903 | Netherlands | 131 | Medical Equipment/Pharmaceuticals |
| Banco Continental | 8,002,324 | 347,927 | Peru | 23 | Technical Services |
| Hoogwegt International BV | 6,555,873 | 3,277,937 | Netherlands | 2 | Pharmaceuticals |
| Unidus Corporation | 6,204,692 | 81,641 | Korea, Republic of | 76 | Contraceptives |
| Wyeth Pharmaceuticals | 5,707,200 | 118,900 | Canada | 48 | Contraceptives |
| N.V. Organon | 5,339,198 | 136,903 | Netherlands | 39 | Contraceptives |
| United Nations Development Programme | 5,254,567 | 202,099 | United States | 26 | Technical Services |
| Famy Care Ltd | 4,631,228 | 42,1021 | India | 11 | Contraceptives |
| SLG News Owners LLC | 4,547,097 | 303,140 | United States | 15 | Technical Services |
| The Medical Export Group BV | 4,366,523 | 63,283 | Netherlands | 69 | Medical Equipment/Pharmaceuticals |
| Secretary, Ministry of Health and Family | 4,200,000 | 1,400,000 | India | 3 | Misc. Services |
| The Female Health Company | 3,598,342 | 65,424 | United Kingdom | 55 | Contraceptives |
| IAPSO Copenhagen | 3,252,955 | 54,216 | Denmark | 60 | Vehicles |
| SSL International PLC | 3,213,092 | 153,004 | United Kingdom | 21 | Contraceptives |
| United MedHealth International Corp | 3,210,558 | 188,856 | United States | 17 | Contraceptives |
| Qingdao Jiuhe Industrial Co., Ltd. | 3,033,936 | 137,906 | United States | 22 | Contraceptives |
| PT. Inter Experta | 2,719,241 | 69,724 | Indonesia | 39 | Medical Equipment |
| Banco Continental Planilla Haberes Inel | 2,325,400 | 136,788 | Peru | 17 | Technical Services |
| Medipharm (private) Limited | 1,925,552 | 320,925 | Pakistan | 6 | Contraceptives |
| Helm Pharmaceuticals GmbH | 1,702,250 | 85,1125 | Germany | 2 | Contraceptives |
| Banco Continental Planilla Personal Inel | 1,674,531 | 72,806 | Peru | 23 | Technical Services |
| Toyota Gibraltar Stockholdings Ltd. | 1,640,087 | 136,674 | Gibraltar | 12 | Vehicles |
| Hindustan Latex Ltd | 1,489,983 | 46,562 | India | 32 | Contraceptives |
| Crown Agents | 1,461,652 | 13,051 | United Kingdom | 112 | Technical Services |
| DRC BV | 1,386,259 | 693,130 | Netherlands | 2 | Medical Equipment |
| Reliance Services Company | 1,290,468 | 258,094 | Pakistan | 5 | Technical Services |
| Cilag GmbH International | 1,147,932 | 104,358 | Switzerland | 11 | Contraceptives |
| Toyota Motor Corporation | 1,057,050 | 96,096 | Japan | 11 | Vehicles |
| Schering OY | 912,931 | 43,473 | Finland | 21 | Contraceptives |
| Ahseco Peru S.A. | 895,337 | 298,446 | Peru | 3 | Medical Equipment |
| Gedeon Richter USA, INC. | 830,230 | 37,738 | United States | 22 | Contraceptives |
| Prographics, INC. | 822,193 | 22,839 | United States | 36 | Printing |
| WyethPharma G.M.B.H. | 744,743 | 67,704 | Germany | 11 | Contraceptives |
| Properu Pulicidad S. A. C. | 708,618 | 78,735 | Peru | 9 | Misc. Services |
| Indus Medicare Limited | 634,689 | 105,782 | India | 6 | Contraceptives |
| Connectra APS | 601,390 | 85,913 | Denmark | 7 | Medical Equipment |
| Ministry of Health TZ | 600,000 | 600,000 | Tanzania, United Republic of | 1 | Misc. Services |
| United Nations Children's Fund | 532,575 | 76,082 | Pakistan | 7 | Medical Equipment |
| United Nations | 508,841 | 39,142 | United States | 13 | Technical Services |
| Suretex Limited | 503,042 | 125,761 | Thailand | 4 | Contraceptives |
| Enersol Consulting Engineers | 500,000 | 500,000 | Australia | 1 | Technical Services |
| Pregna International Limited | 485,346 | 11,838 | India | 41 | Contraceptives |
| PT. Kimia Farma Trading & Distribution | 481,048 | 160,349 | Indonesia | 3 | Contraceptives |
| Pgam Advanced Technologies AG | 474,743 | 158,248 | Germany | 3 | Vehicles |
| Rustam Towel (PVT) Limited | 467,266 | 93,453 | Pakistan | 5 | Medical Equipment |
| Marvel Enterprises | 466,418 | 46,642 | Pakistan | 10 | Medical Equipment |
| Second Avenue Associates | 436,180 | 87,236 | United States | 5 | Technical Services |
| UTI United States, Inc. | 425,773 | 19,353 | United States | 22 | Technical Services |
| Dell Marketing L.P. | 366,102 | 6,102 | United States | 60 | EDP Equipment |
| SMB Corporation of India | 356,341 | 32,395 | India | 11 | Technical Services |
| Johnson & Johnson | 351,715 | 87,929 | Zimbabwe | 4 | Medical supplies |
| Kibangula | 348,113 | 19,340 | Congo, The Democratic Republic | 18 | Misc. Services |
| Custom Staffing Inc. | 346,838 | 10,201 | United States | 34 | Technical Services |
| Fleischhacker GmbH and Co. KG | 346,146 | 86,537 | Germany | 4 | Medical equipment |
| PBM GraphicC, Inc. | 341,482 | 48,783 | United States | 7 | Printing |
| Enotria S.A. | 335,286 | 37,254 | Peru | 9 | Office supplies |
| PT. Era Surya Persada | 330,906 | 55,151 | Indonesia | 6 | Medical Equipment |
| DataWorld (Pty) Ltd. | 299,521 | 74,880 | South Africa | 4 | Misc. Services |
| PT. Bayu Ardie Perdana | 290,699 | 20,764 | Indonesia | 14 | Technical Services |

*****Country reflects the location of a vendor's commercial office which in some cases is different from that of the manufacturer.

UNFPA Procurement Services
www.unfpa.org/procurement
procurement@unfpa.org
 Tel: +45 3546 7000
 Fax: +45 3546 7018



UNFPA - because everyone counts