

# Evaluation of UNFPA support to population and housing census data to inform decision-making and policy formulation 2005-2014

## Palestine

### Country Case Study

November 2015

Evaluation Office



### Evaluation Office

|                   |                                                                                    |
|-------------------|------------------------------------------------------------------------------------|
| Alexandra Chambel | Evaluation manager, Evaluation Adviser and chair of the evaluation reference group |
| Natalie Raaber    | Research assistant                                                                 |

### ICON-INSTITUT Public Sector consultants

|                     |                                                   |
|---------------------|---------------------------------------------------|
| Anne Gillies        | Evaluation expert                                 |
| Jean Michel Durr    | Senior census expert                              |
| Jamal Hassan        | Local consultant (West Bank), Alpha International |
| Ammar Al-Yazji      | Local consultant (Gaza), Alpha International      |
| Christophe Dietrich | ICON Backstopping                                 |

Copyright © UNFPA 2015, all rights reserved.

The analysis and recommendations of this report do not necessarily reflect the views of the United Nations Population Fund. This is an independent publication by the Evaluation Office of UNFPA.

A multicultural team of international and national experts authored this report. The report has been quality assured, including extensively fact-checked, by the UNFPA Evaluation Office and the UNFPA Country Office in Palestine. The findings have been found to be sound and credible by the UNFPA Evaluation Office. The report has not, however, been subject to a professional copy edit or systematic editorial checks and may therefore vary in editorial quality.

Any enquiries about this report should be addressed to: Evaluation Office, United Nations Population Fund, e-mail: [evb@unfpa.org](mailto:evb@unfpa.org)

For further information on the evaluation please consult the Evaluation Office webpage: <http://www.unfpa.org/public/home/about/Evaluation/EBIER/TE>

## Acronyms

|       |                                                        |
|-------|--------------------------------------------------------|
| AWP   | Annual Work Plan                                       |
| CO    | Country office                                         |
| COAR  | Country Office Annual Report                           |
| CPD   | Country Programme Document                             |
| CSO   | Civil Society Organisation                             |
| CST   | Country Support Team                                   |
| DHS   | Demographic and Health Survey                          |
| EQA   | Evaluation quality assessment                          |
| EO    | Evaluation Office                                      |
| EQ    | Evaluation question                                    |
| GE    | Gender equality                                        |
| GIS   | Geographical Information System                        |
| HQ    | Headquarters                                           |
| ICPD  | International Conference on Population and Development |
| IT    | Information and Technology                             |
| M&E   | Monitoring and evaluation                              |
| MDG   | Millennium Development Goals                           |
| MICS  | Multi-Indicator Cluster Survey                         |
| MoPAD | Ministry of Planning & Administrative Development      |
| MoSA  | Ministry of Social Affairs                             |
| MoWA  | Ministry of Women Affairs                              |
| MYFF  | Multi-year Funding Framework                           |
| NGO   | Non-governmental Organization                          |
| NSDS  | National Strategy for the Development of Statistics    |
| NSO   | National Statistical Office                            |
| PCBS  | Palestinian Central Bureau of Statistics               |
| PES   | Post Enumeration Survey                                |
| PHC   | Population and Housing Census                          |
| PA    | Palestinian Authority                                  |

## Acronyms

|         |                                                                                  |
|---------|----------------------------------------------------------------------------------|
| PUF     | Public Use File                                                                  |
| RO      | Regional office                                                                  |
| SRH     | Sexual and Reproductive Health                                                   |
| SSC     | South-South Cooperation                                                          |
| TORs    | Terms of reference                                                               |
| UNCT    | United Nations Country Team                                                      |
| UNCTAD  | United Nations Conference on Trade and Development                               |
| UNEG    | United Nations Evaluation Group                                                  |
| UNESCWA | United Nations Economic and Social Commission for Western Asia                   |
| UNFPA   | United Nations Population Fund                                                   |
| UNOCHA  | United Nations Office for the Coordination of Humanitarian Affairs               |
| UNSD    | United Nations Statistics Division                                               |
| UNRWA   | United Nations Relief and Works Agency for Palestine Refugees in the Middle East |

## Table of Contents

|                                                                                                   |     |
|---------------------------------------------------------------------------------------------------|-----|
| Acronyms.....                                                                                     | 3   |
| 1. Introduction .....                                                                             | 8   |
| 2. Methodology of the country case study.....                                                     | 10  |
| 3. Country context and overview of UNFPA response.....                                            | 15  |
| 4. Findings and analysis .....                                                                    | 26  |
| 5. Key considerations for the global thematic report .....                                        | 66  |
| Annexes .....                                                                                     | 72  |
| Annex 1 List of documents consulted.....                                                          | 73  |
| Annex 2 List of people consulted.....                                                             | 78  |
| Annex 3 Atlas portfolio of interventions in Palestine 2005-2014.....                              | 84  |
| Annex 4 Stakeholder map .....                                                                     | 87  |
| Annex 5 Evaluation matrix .....                                                                   | 100 |
| Annex 6 Documentary evidence table: examples of census use in plans, programmes and policies..... | 118 |
| Annex 7 Interview logbook template .....                                                          | 126 |
| Annex 8 Interview protocols/guides .....                                                          | 127 |
| Annex 9 Key Country Data .....                                                                    | 143 |

## List of tables

|                                                                                                               |    |
|---------------------------------------------------------------------------------------------------------------|----|
| Table 1. UNFPA Country Quadrants - modes of engagement by setting.....                                        | 10 |
| Table 2 Expected outputs of the Palestine country programme 2006 - 2010.....                                  | 21 |
| Table 3. Expected outputs of the Palestine country programme 2011 - 2013.....                                 | 22 |
| Table 4. Expected outputs of the Palestine country programme 2015 - 2017.....                                 | 23 |
| Table 5. Total amount budgeted and spent (core and non-core resources) on census in Palestine 2005-2014 ..... | 24 |
| Table 6. Selected examples of data use by line ministries.....                                                | 44 |
| Table 7. Selected examples of data use by local governments.....                                              | 45 |

## List of figures

|                                                                                     |    |
|-------------------------------------------------------------------------------------|----|
| Figure 1 People consulted by type of stakeholder at country level.....              | 12 |
| Figure 2. Breakdown of core vs. non-core expenditures in Palestine 2005-2014.....   | 24 |
| Figure 3. Donor contributions (million USD) to census in Palestine 2005 - 2014..... | 25 |

Figure 4. Expenditure by Palestine CO 2005 to 2014 on population & development and census as percentage of total country office expenditure ..... 25

Figure 5. Timeline: Key dates of the census process ..... 30

Figure 6. Context, needs and response modalities ..... 68

**List of boxes**

Box 1. Definition of data.....8

Box 2. What a case study is not ..... 9

Box 3. The six selected countries for the case study visits ..... 10

Box 4. Content analysis ..... 13

Box 5. Contribution analysis ..... 13

Box 6. Human Development Index (HDI)..... 17

Box 7. Paris 21 and the National Strategy for the Development of Statistics (NSDS)..... 27

Box 8. Understanding the division of Jerusalem ..... 33

Box 9. The census as the cornerstone of the national statistical system ..... 39

Box 10. Population policies department, policies and research directorate, MoPAD ..... 40

Box 11. First national conference on population and development, 2009 ..... 41

Box 12. National Population Committee (NPC) ..... 42

Box 13. Examples of multi-beneficial studies using census data ..... 46

Box 14. Key role of UNPFA in completion of the 2007 census enumeration in the Gaza Strip..... 57

Box 15. Main operational challenges for UNPFA in Palestine..... 59

Box 16. Contribution of the Palestinian time use survey 2012/2013 to gender analysis 64

## Structure of the Case Study Report

The case study report is divided into six chapters.

**Chapter 1** the introduction, presents the objectives and scope of the evaluation and of the case study.

**Chapter 2** describes the methodology of the case study, including the rationale for the selection of Palestine, the methodological framework, the approach to data collection and analysis and the limitations.

**Chapter 3** presents the country context and an overview of the UNFPA response. The country context covers both the broader socio-economic framework as well as the context of the census in Palestine. The overview of the response by UNFPA describes the programmatic and financial support provided in this particular context over the period under analysis.

**Chapter 4** on findings contains the core analysis. It responds to the national dimension of the evaluation questions and their associated assumptions.<sup>1</sup>

The issues or considerations from the case study as an input to the evaluation report are presented in **Chapter 5**. Therefore, Chapter 5 presents the aspects most relevant to the overall aggregate analysis that will be presented in the evaluation report.

**The annexes** include the lists of people and documents consulted, the Atlas portfolio of UNFPA interventions in Palestine, the stakeholder map, the cyber search summary table, the interview guides and the logbooks.

---

<sup>1</sup> Some of the questions also have a regional and global dimension that is not addressed in the county case studies but will be included in the evaluation report.

## 1. Introduction

### 1.1. Objectives and scope of the thematic evaluation

This case study is part of the evaluation of UNFPA support to population and housing census data to inform decision-making and policy formulation 2005-2014. The evaluation aims to assess the support of UNFPA to strengthening national capacity for the production and dissemination of quality disaggregated data and its use in evidence-based analysis, decision-making and policy formulation over the last 10 years (the '2010 census round').

The three primary **objectives** of the thematic evaluation are:

- To assess the relevance, effectiveness, efficiency, and sustainability of the support of UNFPA to the 2010 round of population and housing censuses.
- To assess the extent to which census data are disseminated and used to contribute to policies, development plans and programmes related to population dynamics, reproductive health and rights, youth, and gender equality.
- To identify lessons learned and generate knowledge to inform the midterm review of the 2014 – 2017 Strategic Plan, particularly outcome 4,<sup>2</sup> and to inform the support of UNFPA to the 2020 census round.

The **scope** of this thematic evaluation is worldwide (including all countries in which UNFPA has provided support to census), and covers three levels of analysis: national (country), regional and global. The national level covers both the central and local tiers of Government administration.

The scope of the evaluation's assessment focuses on the *how* and the *why* of census support (i.e. *how* UNFPA support to census has had an impact and *why* that is the case) rather than on the *what* (i.e. describing and analysing the magnitude of the effects). The type of UNFPA support to census and the particular modalities utilized vary according to country context. The aim of the evaluation is to determine the particular models of census support that work (and do not work) well and the conditions/circumstances under which each occurs. It is worth noting that the evaluation will only examine the degree to which data from census was used in the

#### Box 1. Definition of data

By data, we refer to statistical data in a broader sense, including population and housing census data as well as other relevant demographic and socio-economic data linked to the census. Censuses form an intrinsic part of the national statistical system, which includes a number of surveys based on the census either because they use the cartography and sampling of the census operation or because they use census data directly.

---

<sup>2</sup> Outcome 4: Strengthened national policies and international development agendas through integration of evidence-based analysis on population dynamics and their links to sustainable development, sexual and reproductive health and reproductive rights, HIV and gender equality.



formulation of plans and policies; it will not assess the quality of those plans or policies or their effects on citizens and organizations.

## 1.2 Objectives and scope of the case study

In the framework of the evaluation, case studies have been conducted in countries where support to census has been provided and where examples illustrate the range and modalities of UNFPA support to census to inform decision-making and policy formulation within diverse contexts. A prime aim of the case studies is to **inform and provide input to the evaluation report**. In this regard, case studies represent a key source of information/data that will inform the report. A case study is an in-depth analysis of a specific UNFPA support setting, and as such, is a key input to the thematic evaluation. A support setting refers to the combination of a particular country context with a modality of support.<sup>3</sup>

Other sources of data informing the evaluation report are the 1) *extended desk reviews* of thirteen countries, conducted and analysed remotely, 2) two worldwide surveys, one targeting National Statistical Offices (NSO) and another addressing UNFPA country offices and 3) regional and global analyses, consisting of individual interviews and an examination of documentation at regional and global levels.<sup>4</sup>

The thematic and geographical **scope** of the case study, that is, what the country case study assesses, is determined by the national-level questions included in the evaluation matrix (see annex 5). Among the sources of information to the evaluation report listed above, case studies correspond to qualitative analyses providing evidence on what works and what does not work (in terms of UNFPA support models) – that is, on the *how* and the *why* in different contexts and scenarios.

### Box 2. What a case study is not

A country case study is neither a programme level evaluation (or a substitute for one) nor a performance audit of the country office.

---

<sup>3</sup> A modality of support or mode of engagement is a given combination of intervention strategies adopted by UNFPA to support censuses i.e. advocacy and policy dialogue, technical assistance and advice, service delivery and procurement, knowledge management and south-south and triangular cooperation.

<sup>4</sup> For a more detailed description of the case study methodology and how case studies fit into the mix of sources of information to the evaluation report see chapter 2 of the evaluation report.

## 2. Methodology of the country case study

### 2.1 Justification for the selection of the case study

The UNFPA portfolio covers six regions of intervention: Western and Central Africa; Eastern and Southern Africa; Asia and the Pacific; Arab States; Eastern Europe and Central Asia and Latin America and the Caribbean. The Evaluation Office decided to select one country per region to undertake a case study, taking the following into consideration:

- The different national contexts
- The diverse needs and ways in which the census was conducted (new technologies versus traditional technologies)
- The range of capacity at country level to conduct a census
- The number of census stages supported by UNFPA
- The amount spent (expenditure) in support of census
- The different modalities of engagement, including south-south cooperation

**Box 3. The six selected countries for the case study visits**

The selected countries were **Mauritania** in Western and Central Africa, **Kenya** in Eastern and Southern Africa, **Myanmar** in Asia and the Pacific, **Palestine** in the Arab States, **Tajikistan** in Eastern Europe and Central Asia, and **Peru** in Latin America and the Caribbean.

Purposeful sampling was utilized for the selection of the sample. The specific criteria used to select the country within each region were: census stage coverage (the number of stages to which UNFPA provided support), financial support, the date census was taken,<sup>5</sup> government effectiveness and the country quadrant classification.<sup>6</sup> The country quadrant classification is an UNFPA system grouping countries on the basis of their ability to finance (Gross National Income) and need for support. The result of this classification determines the mode of engagement of UNFPA in a particular country.

**Table 1. UNFPA country quadrants - modes of engagement by setting**

| Ability to finance | Need                                                                                              |                                                                                 |                                                               |                                         |
|--------------------|---------------------------------------------------------------------------------------------------|---------------------------------------------------------------------------------|---------------------------------------------------------------|-----------------------------------------|
|                    | Highest                                                                                           | High                                                                            | Medium                                                        | Low                                     |
| Low                | Advocacy and policy dialogue/advice, KM, capacity development, service delivery                   | Advocacy and policy dialogue/advice, KM, capacity development, service delivery | Advocacy and policy dialogue/advice, KM, capacity development | Advocacy and policy dialogue/advice, KM |
| Lower-middle       | Advocacy and policy dialogue/advice, knowledge management, capacity development, service delivery | Advocacy and policy dialogue/advice, knowledge management, capacity development | Advocacy and policy dialogue/advice, knowledge management     | Advocacy and policy dialogue/advice     |
| Upper-middle       | Advocacy and policy dialogue/advice, knowledge management, capacity development                   | Advocacy and policy dialogue/advice, knowledge management                       | Advocacy and policy dialogue/advice                           | Advocacy and policy dialogue/advice *   |
| High               | Advocacy and policy dialogue/advice *                                                             | Advocacy and policy dialogue/advice *                                           | Advocacy and policy dialogue/advice *                         | Advocacy and policy dialogue/advice *   |

Note: \* Physical presence only in select countries

<sup>5</sup> The date of the census, census stage coverage, and the amount of financial support (inclusive of core and non-core funds) were retrieved from the UNFPA evaluation office survey of countries to which UNFPA provided support to census, conducted from July to September 2014.

<sup>6</sup> For a more detailed description of the selection process and the application of the criteria see chapter 6.1 of the Inception Report “selection of country case studies.”

The resulting sample of case studies includes countries in the various quadrants. The degree of government effectiveness, measured by the World Bank indicator, was used as a proxy of the likelihood of census data being used for policy making.<sup>7</sup>

**Palestine** was the only country selected in the Arab region. It falls within the yellow quadrant meaning UNFPA support focused on advocacy/policy dialogue and advice as well as assistance with knowledge management. It is a country in the second highest quartile of Government effectiveness. UNFPA support in Palestine covered all census stages (planning and preparation, enumeration, data processing, analysis and dissemination). The census was conducted in 2007, allowing collection of information on the use of census in evidence-based policy-making.

## 2.2 Methodological framework

A theory of change was developed during the inception phase of the evaluation.<sup>8</sup> The evaluation team reviewed and tested the relevance and robustness of the theory of change, and used it for each country case study to assess the ways in which the UNFPA support to the 2010 census round contributed to, or was likely to contribute to, change. The theory of change forms the basis for the methodological framework of the evaluation – what will be assessed and how – which is established in the evaluation matrix (annex 5). The matrix presents the seven evaluation questions by evaluation criteria (relevance, efficiency, effectiveness, sustainability and added value). It also lays out the assumptions underlying each evaluation question, the indicators associated with these assumptions, sources of information and sources and tools for data collection.

The evaluation matrix encompasses three levels of analysis: national, regional and global. The country case studies form a data package that addresses the national level of the evaluation matrix.<sup>9</sup> The evaluation questions and the underpinning assumptions are the same across all case studies, but indicators may vary given the specificities of each country determined, inter alia, by the country context and the specific UNFPA modalities of support.

### 2.2.1 Approach to data collection and analysis

---

<sup>7</sup> Data retrieved at: <http://data.worldbank.org/data-catalog/worldwide-governance-indicators>.

<sup>8</sup> See inception report, volume 1.

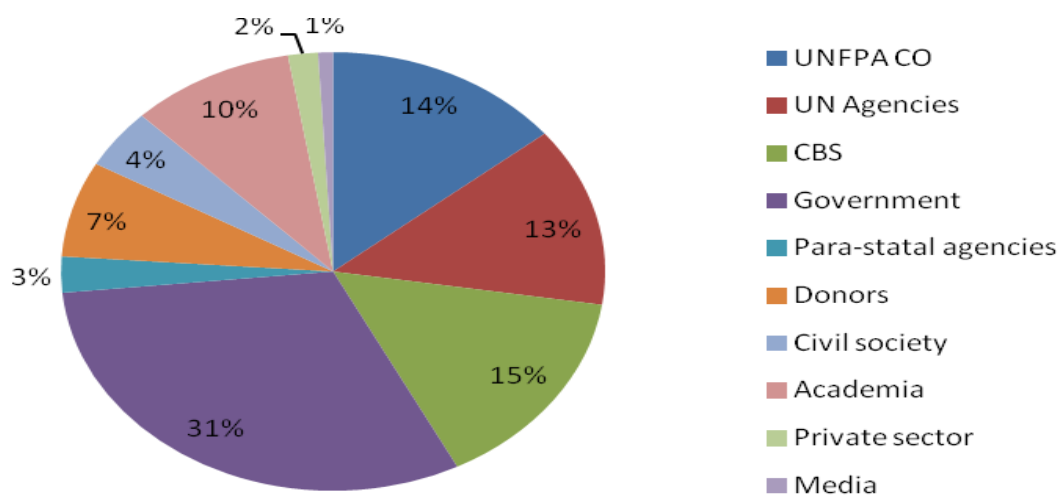
<sup>9</sup>As noted above, some of the questions in the evaluation matrix also contain a regional and global dimension. This is not addressed in case studies but rather in the evaluation report.

The case study was conducted in three steps: i) preparation and planning, including logistical preparations for the country visit and document review; ii) data collection in Palestine during April 12- 24 2015, data collection at regional and global levels – remote interviews conducted between June and August 2015 and iii) data analysis and writing of the country case study report. The in country data collection was conducted by a team of two consultants and the evaluation manager; the team was assisted by two national consultants.<sup>10</sup>

The methods for **data collection, in Palestine**, include the study of documentation (annex 1), semi-structured individual interviews and group discussions (annexes 7 and 8), and cyber search for key documents (see annex 6). The cyber search, in particular, was selected as a tool to identify ways in which census data was applied in policies, plans and research, using the internet as the main source. Group discussion techniques were employed particularly when interviewing researchers and academia.

The country case study in Palestine consulted a total of 113 people in the West Bank, Gaza Strip and east Jerusalem. Figure 1 shows their distribution by type of stakeholder (see the list of people consulted and stakeholder map in annexes 2 and 4 respectively).

**Figure 1. People consulted by type of stakeholder at country level**



As part of the sources of data for the thematic evaluation, separate on-line survey questionnaires were sent to UNFPA country offices (that provided support) and National Statistical Offices (that received support during the 2010 round). These surveys also covered Palestine, but are treated as aggregate data as a part of the broader global analysis – and are not used as sources of data for the country case studies.<sup>11</sup>

<sup>10</sup> Alexandra Chambel, evaluation manager; Anne Gilles Jordi, evaluation expert; Jean Michel, senior census expert; Jamal Hassan and Ammar Al-Yazji, national consultants.

<sup>11</sup> The use of survey results as aggregate data is part of the methodology and also adheres to the confidentiality principle.

**Data analysis**, in this country case study, was guided by the evaluation matrix (annex 5) and included qualitative and quantitative analysis. Methods used include content (see box 4) and contribution analysis (see box 5) of the information, triangulation and external and internal validation.<sup>12</sup>

**Triangulation** involved comparing findings across several sources (at least three when relevant) as well as crosschecking evidence from interviews, documentation review, and online sources.<sup>13</sup>

**External validation** consisted of a debriefing workshop in Palestine at the end of the field visit in which preliminary findings were shared, discussed and validated with country office staff. The revision of the first draft of this report by the country office to identify factual errors and omissions was also part of the external validation process. Internal validation took place through a peer review process among evaluation team members and the Evaluation Office during the production of draft versions of this country report.

#### Box 4. Content analysis

Content analysis was used to identify emerging common trends, themes and patterns for each evaluation question, at the national level of analysis. Content analysis was also used to highlight diverging views and opposing trends. The emerging issues and trends provided the basis for the evaluation findings.

#### Box 5. Contribution analysis

Contribution analysis was used through a theory of change-based approach to assess the degree to which various identified factors contributed to observed change at country level. Palestine case study allowed for a more in-depth exploration of UNFPA contributions to the 2010 census round, because it allowed examining the interaction between multiple influencing factors and effects. It also facilitated the identification of alternative pathways for observed changes.

### 2.2.2 Limitations

The main limitations of the case study as well as steps taken to mitigate them include:

#### **Time elapsed since the 2007 census**

The time elapsed since the 2007 census meant that it was often difficult for people to recall the activities surrounding the census itself with complete accuracy. This was addressed by identifying a very wide range of stakeholders to provide diverse information about the census so that a complete picture emerged. Documents were used extensively as secondary sources to triangulate interview information.

---

<sup>12</sup> Qualitative analysis techniques included coding (of logbooks and evidence) and the use of country spreadsheets (assisted by an evidence sorting database) allowing the systematic assessment of logbooks and documents by assumption in the evaluation matrix. Technical and operating specifications of the bespoke evidence-sorting database developed for this thematic evaluation will be appended to the evaluation report.

<sup>13</sup> The importance of triangulation increases as the level of analysis deepens. Triangulation will become very important in the evaluation report. Case studies are one of the various data clusters sources for the thematic evaluation and will be treated a source of evidence and triangulation (among others) for the evaluation report.

### **Limited direct knowledge of or involvement in the census**

Some key people in different agencies and organizations were not in the same position that they held at the time of the census and their successors at times had little first-hand knowledge about what had taken place either during or after the census. Similar to the first limitation above, efforts were made to broaden the type and number of informants consulted to ensure that a wide array of individuals provided input to construct a thorough 'composite' picture of what took place. Specific efforts were made to reach former UNFPA country office personnel so that their roles and activities could be recorded.

### **Limited input from Gaza**

Due to the timeframe of the evaluation field mission and the challenges of travel permissions and communications between Jerusalem/West Bank (where most of the mission took place) and the Gaza Strip, the scope of data collection in Gaza was limited.<sup>14</sup> A separate debriefing was not held in the Gaza Strip to independently validate the information from the perspective of those living in Gaza. The evaluation team recognized the importance of ensuring that the unique perspective from Gaza was included, however, through engaging a local consultant based in Gaza. Special efforts were made to understand the complexities of the political, humanitarian and security realities in Gaza, which have repercussions for the whole of the Palestinian territories.

---

<sup>14</sup> A short two-day site visit was conducted in Gaza allowing for the team to reach out to key informants.

### 3. Country context and overview of UNFPA response

#### 3.1 Country context

##### 3.1.1 Historical, political and socio-economic context

The State of Palestine is located in Western Asia between the Mediterranean Sea and the Jordan River. It comprises two separate areas, the West Bank and the Gaza Strip. According to data by the Palestinian Central Bureau of Statistics (PCBS), the Palestinian population in 2012 was 4.4 million (2.7 million in the West Bank, including East Jerusalem, and 1.7 million in the Gaza Strip).<sup>15</sup>

The West Bank is located to the west of the Jordan River, with a land Area of 5,655 sq. km. The Gaza Strip borders the Mediterranean Sea between Egypt and Israel, with a land area of 365 sq. km.<sup>16</sup>



The region was the focus of numerous wars, invasions and empires. It therefore has a long and complex history during which it has been under the control of numerous peoples and political regimes up to the modern era.<sup>17</sup>

The British mandate (1920-1947) over the former territories of the Ottoman Empire included Iraq and present-day Jordan, Israel, the West Bank, and the Gaza Strip. The territory west of the Jordan River became a newly unified political entity called Palestine.<sup>18,19</sup> The British relinquished their mandate in February 1947 handing responsibility to the United Nations:<sup>20</sup> On 29 November 1947, the United Nations General Assembly voted to partition Palestine, creating two states, one Jewish and one Arab.<sup>21</sup> On 14 May 1948, the Jewish community declared its independence as the State of Israel, leading to the first Arab-Israeli War.<sup>22</sup> The Israelis managed to hold onto areas assigned to them by the United Nations as well as many areas assigned to the Palestinian Arab state. Other areas assigned to the Palestinians were taken over by Jordan (West Bank) and Egypt (Gaza

<sup>15</sup> Country programme document for the State of Palestine 2015-2017, DP/FPA/CPD/PSE/5, 8 July 2014.

<sup>16</sup> Palestinian Central Bureau of Statistics, PCBS Population Statistics, 2015; Retrieved from: [http://www.pcbs.gov.ps/site/lang\\_en/881/default.aspx#Population](http://www.pcbs.gov.ps/site/lang_en/881/default.aspx#Population).

<sup>17</sup> Jerusalem Media and Communication Center, *Political System (Palestinian)*, 2009; Retrieved from: <http://www.jmcc.org/fastfactspag.aspx?tname=12>.

<sup>18</sup> Bickerton I.J. & Klausner C.L., *A Concise History of the Arab-Israeli Conflict* p. 43-44, fourth edition, Prentice Hall, 2002.

<sup>19</sup> Friedman T.L., *From Beirut to Jerusalem*, p. 14, Anchor Books, 1995.

<sup>20</sup> Morris B., *Righteous Victims*, p. 180, Vintage Books, 2001.

<sup>21</sup> Friedman T.L., *From Beirut to Jerusalem*, p. 14, Anchor Books, 1995.

<sup>22</sup> Hourani A., *A History of the Arab Peoples*, p. 359-360, Warner Books Edition, 1991.

Strip).<sup>23</sup> At the end of this period, approximately 70 per cent of the Arab Palestinian populations were refugees.<sup>24</sup> The current State of Palestine is still dealing with the far-reaching effects of this upheaval.

The Six Day War of 1967, which followed Israeli military incursions against Egypt, Syria and Jordan, ended with the Israeli army occupying Egypt's Sinai Peninsula (1967-1979) and the Gaza Strip, Syria's Golan Heights and Jordan's West Bank.<sup>25</sup> The first Palestinian intifada occurred in the West Bank in December 1987 and spread to Jerusalem early the next year.<sup>26</sup> It ended approximately three years later in a political and security stalemate that resulted in the revision of policies, the recognition of the Palestinian Liberation Organization (PLO), and the establishment of a self-governing entity in certain parts of Palestine.<sup>27</sup>

The Oslo agreement, signed between Israel and the PLO on 28 September 1995, provided four per cent of the West Bank for exclusive Palestinian control and twenty five per cent to administrative-civilian control. In Gaza, Israel took control of thirty five per cent of the land and returned the rest to the Palestinian Authority.<sup>28</sup> The second intifada began in September 2000 and ended in February 2005, with Mahmoud Abbas elected as president of the Palestinian Authority. In 2006, the Islamist movement Hamas won a large majority in the new Palestinian parliament, creating a rivalry with the governing Fatah party.<sup>29</sup> In 2007, Hamas took full control of Gaza Strip and Fatah took control of the West Bank.<sup>30</sup> In 2014, a unity Government was agreed upon between the two parties. However, at the time of this case study, the process of reorganising Government services and structures was still underway.

Published in August 2009, the Government programme - "Ending the Occupation, Establishing the State" - outlined a vision for making the State of Palestine a reality. It defines strategic priorities for each ministry and agency to implement, with the overall aim of building the institutions of a state over a two-year period.<sup>31</sup>

Currently, Palestine has a dual political system that resembles the European system of governance. The Palestinian Authority is a combination of parliamentary and presidential systems of democracy, headed by the president elected by the public. The Government

---

<sup>23</sup> Friedman T.L., *From Beirut to Jerusalem*, p. 15, Anchor Books, 1995.

<sup>24</sup> Bickerton I.J. & Klausner C.L., *A Concise History of the Arab-Israeli Conflict* p. 104, fourth edition, Prentice Hall, 2002.

<sup>25</sup> Friedman T.L., *From Beirut to Jerusalem*, p. 15-16, Anchor Books Edition, 1995.

<sup>26</sup> Hudson M.C., *The Transformation of Jerusalem 1917-1987, Jerusalem in History*, 2009.

<sup>27</sup> Morris B., *Righteous Victims*, 2001.

<sup>28</sup> Shlaim A., *The Iron Wall*, p. 528, W.W. Norton & Co. 2001.

<sup>29</sup> *Washington Post*, "Hamas Sweeps Palestinian Elections, Complicating Peace Efforts in Mideast," Jan. 27, 2006.

<sup>30</sup> BBC, "Hamas Takes Full Control of Gaza," June 15, 2007.

<sup>31</sup> UNDG, Millennium Development Goals report, 2009.



functions through three separate branches: legislative, executive and the judiciary.<sup>32</sup> As of April 2011, the United Nations recognized its capabilities to function as a state; the designation 'State of Palestine' is now used in most United Nations documents.

Palestine falls in the lower middle-income category; however, significant internal disparities exist in terms of income, unemployment and poverty. From 1967 until the second intifada in 2000, the Palestinian economy was highly dependent on the State of Israel as its primary market and main source of employment. Since the Oslo agreement, integration with the Israeli economy has declined due to security restrictions, including the building of the separation wall between the West Bank and Israel. The present economy is therefore weak, with low investment and a small and shrinking productive base. Moreover, the severe restrictions on the movement of goods and people, exacerbated by the humanitarian consequences of the 2008 and 2014 wars in Gaza and the political divisions between Hamas and Fatah, have led to a further de-integration of the economies of East Jerusalem, Gaza Strip and the West Bank.<sup>33</sup>

#### Box 6. Human Development Index (HDI)

According to the 2014 Human Development Report of UNDP, Palestine's HDI value for 2013 is 0.686 – which is in the medium human development category – positioning the country at 107 out of 187 countries and territories. This is above the average of 0.614 for countries in the medium human development group and above the average of 0.682 for countries in the Arab States.

The Palestinian population is rapidly growing and urbanizing; thus, increasing pressure on the economy to provide employment opportunities, reduce poverty and ensure economic security. Addressing these problems is complicated, due in large part to the situation of limited control over land and natural resources. The low purchasing power of Palestinian incomes and reduced access to employment and economic opportunities of the Palestinian population have resulted in widespread income poverty, a major factor behind food insecurity and limited access to social services such as health and education.<sup>34</sup>

Annex 9 supplements this section with a country fact sheet and a brief outline of the development challenges related to UNFPA mandate areas in Palestine.

### 3.1.2 Context of the census

The first censuses of the modern era were conducted in what is now both Israel and Palestine during the British Mandate period (1920-1947). The first population census was conducted in October 1922 with an estimated population of 752,000. A second

---

<sup>32</sup> Jerusalem Media and Communication Center, *Political System (Palestinian)*, 2009; Retrieved from: <http://www.jmcc.org/fastfactspag.aspx?tname=12>.

<sup>33</sup> UNESCO, country programming document for Palestine 2014-2017; Retrieved from: <http://unesdoc.unesco.org/images/0023/002302/230212E.pdf>.

<sup>34</sup> Ibidem.

population census, conducted in November 1931, estimated the population at 1.033 million. A demographic survey was conducted in 1944 in which the estimated population was 1.74 million. Under the Hashemite Kingdom of Jordan's administration of the West Bank, the Palestinian population for that area was estimated at 667,000 in the 1952 census and 805,000 in the 1962 census.

Under the Israeli occupation of the West Bank and Gaza from 1967-1979, a comprehensive enumeration of the Palestinian population was done in September 1967. About 599,000 inhabitants were enumerated in the West Bank and approximately 400,000 in the Gaza Strip. Approximately 400,000 Palestinians were displaced from the Palestinian Territory immediately after the Israeli occupation in 1967 that were not included in these enumerations.

The Palestinian Central Bureau of Statistics (PCBS) was created in 1993. It conducted the first Palestinian census in 1997 with the approval of the Palestinian Authority. The estimated population in the West Bank (excluding the part of Jerusalem (J1) annexed by Israel in 1967) and the Gaza Strip totalled 2.6 million. The estimated population of J1 alone at the time was about 210,000, although the Israeli authorities prevented the national census team from enumerating the J1 population during the 1997 census.<sup>35</sup>

The 2007 Population and Housing Census (PHC) was the second census conducted in the Palestinian Territory by the Palestinian Authority and was considered an important element in the process of national development as well as a key requirement for national socio-economic planning, after the end of the second intifada in 2000. It was designed and implemented in accordance with the United Nations' principles and recommendations for population and housing censuses. This census was important in measuring the demographic changes since 1997, the impact of the second intifada and of the separation wall and military barriers on the Palestinian people.

Special attention was given to providing complete and sufficient data on the Palestinian population, focussing on size, structure, distribution, and characteristics, as well as social and economic components, characteristics of housing units, and number of economic establishments. The census also provided an inventory of agricultural holdings.<sup>36</sup>

### **Legal basis**

A census is considered a legal requirement according to the General Statistics Law No. 4, 2000. Article three of chapter two directs the PCBS to conduct a population and housing census every ten years or less. Chapter six of the law stipulates that a census act shall specify the census date, the issues to be studied, the target population, and the obligation for all in the target population to participate.

---

<sup>35</sup> Palestinian Central Bureau of Statistics, Population, Housing and Establishment Census 2007, 2008; Retrieved from: [http://www.pcbs.gov.ps/Portals/\\_pcbs/PressRelease/census2007\\_e.pdf](http://www.pcbs.gov.ps/Portals/_pcbs/PressRelease/census2007_e.pdf).

<sup>36</sup> Palestinian Central Bureau of Statistics, Population, Housing and Establishment Census 2007, 2008; Retrieved from: [http://www.pcbs.gov.ps/Portals/\\_pcbs/PressRelease/census2007\\_e.pdf](http://www.pcbs.gov.ps/Portals/_pcbs/PressRelease/census2007_e.pdf).

The Council of Ministers issued specific decisions at its meeting convened in Ramallah, in the West Bank, on 16 December 2006 to set the geographical scope of the census and establish the national committees to supervise the implementation. The following justifications were provided for the census:

1. Comparison of statistics from both the 2007 and 1997 censuses for various statistical indicators and tracking fundamental changes in population, fertility, immigration, labour force and housing conditions;
2. Measuring the impact of the expansion and annexation wall on population displacement, especially in the localities through which the wall passes or totally segregates residents;
3. Providing small area statistics, which are essential for the planning process at the local government or governorate level;
4. Assessing the achievement of the Millennium Development Goals through a variety of indicators on development and trends of change in the population, social and economic fields, particularly indicators in education, employment, demography, and the population age structure;
5. Updating population projections;
6. Updating households, buildings, houses and establishments sampling frames, which are essential for implementing sample-based surveys;
7. Strengthening national statistical capacities and enforcing them as a form of national sovereignty over land and population.

### **Census preparation**

The preparation of the census started at the beginning of 2005 and finished in July 2007. The preparatory stage was a preliminary stage during which formal decisions on the census were announced. Different organizational structures and committees were formed during this phase to consult with ministries and governmental departments to prepare a list of different variables and indicators.

Maps were prepared and localities were divided into enumeration areas, corresponding to around 150 households each. Questionnaire design, methodology, organisation plan and instruction manuals were developed in this phase.

### **Census organization**

The preparation and implementation of the Population and Housing Census were entrusted to the following structures:

- At national level, a national committee was established that included all ministries and the PCBS, to oversee the general organization of the census and facilitate its implementation;
- Inside the PCBS, an executive committee was established to lead the design of the whole operation (for example, the methodology and census questionnaire) as well

as the organizational set-up. The committee was composed of the director of census and subject matter assistants in, for example, fieldwork, administration and information technology.

- At the governorate level, a census director was appointed in each of the 16 governorates, with assistants who were members of the PCBS. The PCBS had offices in nine governorates at the time of 2007 census. A committee – composed of the governor, the census director and representatives of line ministries – was also established at governorate level to deal with logistical and security issues.

### **Census fieldwork**

The fieldwork phase began in August 2007 and was completed by the end of December 2007. It included delineation of enumeration areas and the marking and listing of buildings, housing units and establishments from 30 October to 23 November 2007. The census enumeration was conducted from 1 to 16 December 2007. In the Gaza Strip, the enumeration was slightly delayed due to political problems (see EQ2 in Section 4) but was completed shortly after the West Bank. The PCBS completed the post enumeration survey (PES) within 30 days of the end of enumeration in both locations.

Due to the special situation in the governorate of Jerusalem, particularly the J1 area, a questionnaire was designed specifically for household and housing conditions in this area. It focussed on the following questions: (1) Number of nuclear households, type of housing unit and number of rooms; (2) Booklet on household members, including the relationship to the head of the household, sex, religion, age, refugee status, educational level and marital status.

### **Data processing**

In the West Bank, data processing was performed after the completion of enumeration until the end of 2008. The main activities of the census data processing stage were office editing, office coding, data entry and computer editing.<sup>37</sup> In the Gaza Strip, these operations took around eight months (from March to October 2011) due to the closure of the PCBS office in Gaza for three years (from early 2008 to early 2011), which prevented the timely completion of detailed data processing. However, data summary sheets from the Gaza enumeration were processed at the same time as the West Bank data in 2008.

### **Dissemination**

The preliminary findings of the Population and Housing Census were released on 2 July 2008 in the form of population numbers at governorate and regional level for the West Bank and the Gaza Strip, together forming the bulk of the Palestinian territory. These results came from the manual compilation of the enumeration area summary forms. The detailed results of the West Bank and its governorates were disseminated from November 2008 to July 2009.

---

<sup>37</sup> See chapter 4, EQ2 for more details.

After completing the data processing stage in the Gaza Strip in 2011, including the editing, coding and data entry of all questionnaires for each enumeration area, the final results for the entire Palestinian territory were released, featuring all the characteristics of individuals and households and the final results of Gaza Strip and its governorates. The final detailed results for the entire Palestinian territory were disseminated in January 2012.

## 3.2 Overview of UNFPA response

### 3.2.1 Programmatic support

The first United Nations Development Assistance Framework document adopted for Palestine covers the period 2014 – 2016 and lies therefore outside the reference period of interest for the support to census. This said, in the light of the support to use of data, the 2014 – 2016 UNDAF, in its priority area of governance, rule of law, justice, security and human rights provides a specific output 2.2 – “Palestinian institutions have improved capacities for data generation, analysis and use for evidence-based gender-sensitive planning and policy formulation” covering these aspects.

The UNFPA response in Palestine during the 2010 census round was reflected in the country programme document (CPD) 2006-2009 and in the CPD 2011-2013. The CPD 2006-2010 had three thematic areas: reproductive health and rights, population and development, and gender equality, each with associated outcomes and outputs. The table below lists the expected outputs.

| Table 2. Expected outputs of the Palestine country programme 2006 - 2010 |                                                                                                                                                                                                                                                                                |
|--------------------------------------------------------------------------|--------------------------------------------------------------------------------------------------------------------------------------------------------------------------------------------------------------------------------------------------------------------------------|
| <i>Reproductive health and rights component</i>                          |                                                                                                                                                                                                                                                                                |
| 1                                                                        | Improved accessibility to integrated, comprehensive, high-quality reproductive health services in 10 service delivery points in villages with restricted mobility; 39 Ministry of Health primary health-care service delivery points; three women’s centres; and six hospitals |
| 2                                                                        | Increased accessibility of reproductive and sexual health information and counselling services for young people, with a special focus on the prevention of HIV/AIDS and STIs                                                                                                   |
| <i>Population and development component</i>                              |                                                                                                                                                                                                                                                                                |
| 3                                                                        | Increased national capacity to integrate population, gender and reproductive health into development and emergency planning processes                                                                                                                                          |
| 4                                                                        | Enhanced national capacity to generate and utilize disaggregated data                                                                                                                                                                                                          |
| <i>Gender equality component</i>                                         |                                                                                                                                                                                                                                                                                |
| 5                                                                        | Enhanced the capacities of the Government and civil society organizations to empower women in community-building in six localities                                                                                                                                             |
| 6                                                                        | Improved technical and organizational capacities of the Ministry of Women’s Affairs and civil society organizations to institutionalize gender principles and human rights                                                                                                     |

Some of the specific actions linked to the attainment of output four, which shaped the programmatic response in relation to census, were:<sup>38</sup>

- Advocacy and fund-raising plan for the 2007 census operationalized
- International standards-based framework of national data systems operationalized
- Set of indicators for the follow-up of the MDGs and ICPD, including gender equity and equality, the empowerment of women and human rights indicators institutionalized
- Increased utilization of census and other population data

The 2006-2009 CPD was extended to 2010 and a new CPD covered the period 2011-2013. This programme had the same three thematic areas as the previous one, but in a different order. The table below lists the expected outputs.

| Table 3. Expected outputs of the Palestine country programme 2011 - 2013 |                                                                                                                                                                                                                      |
|--------------------------------------------------------------------------|----------------------------------------------------------------------------------------------------------------------------------------------------------------------------------------------------------------------|
| <i>Reproductive health and rights component</i>                          |                                                                                                                                                                                                                      |
| 1                                                                        | Strengthened capacity of the national health system to provide comprehensive, complementary, high-quality, rights-based reproductive health services, as well as HIV/AIDS prevention services                        |
| 2                                                                        | Increased capacity of providers to offer comprehensive, complementary, high-quality reproductive health services and information in identified geographical areas, with attention to the chronic humanitarian crisis |
| 3                                                                        | Increased national capacity to provide high quality, equitable, youth- and gender-sensitive health services and information for young people.                                                                        |
| <i>Gender equality component</i>                                         |                                                                                                                                                                                                                      |
| 4                                                                        | Enhanced Government and civil society mechanisms to promote gender equality and equity by addressing gender-based violence and women's empowerment                                                                   |
| <i>Population and development component</i>                              |                                                                                                                                                                                                                      |
| 5                                                                        | Enhanced national capacity to integrate, implement and monitor youth, reproductive health and emerging population issues in national plans and programmes                                                            |
| 6                                                                        | Enhanced national capacity to generate, analyse and use disaggregated data on population issues                                                                                                                      |

Actions associated with output five on the enhancement of national capacity to integrate, implement and monitor youth, reproductive health and emerging population issues in national plans and programmes, included:

- the provision of policy advice to line ministries to integrate population concerns
- the provision of technical advice to national academic institutions
- advocacy on population issues through the National Population Forum

Actions associated with output six on enhanced national capacity to generate, analyse and use disaggregated data on population issues included:

- support to surveys and research
- support to PCNS in data collection
- support to PCBS and other Government units to analyse and utilize data to monitor

<sup>38</sup> The specific actions of output three could benefit the census operation, especially through the establishment of the network of journalist and parliamentarian and is hence highlighted grey but it is not per se census specific and are therefore not detailed here.

the achievement of the Millennium Development Goals (MDGs) as well as aims related to the International Conference on Population and Development (ICPD)

In the CPD and CPAP 2015 - 2017, support to the production and use of data was captured under population dynamics, as shown in Table 4:

| Table 4. Expected outputs of the Palestine country programme 2015 - 2017 |                                                                                                                                                                                                                                                                               |
|--------------------------------------------------------------------------|-------------------------------------------------------------------------------------------------------------------------------------------------------------------------------------------------------------------------------------------------------------------------------|
| <i>Sexual and reproductive health</i>                                    |                                                                                                                                                                                                                                                                               |
| 1                                                                        | Strengthened capacity of national health institutions to provide a high-quality integrated rights-based sexual and reproductive health service package focused on family planning and including gender-based violence response services, including in humanitarian situations |
| 2                                                                        | Strengthened capacity of national health and social protection actors to promote reproductive rights and sexual and reproductive health, including protection against gender-based violence in vulnerable communities                                                         |
| <i>Adolescents and youth</i>                                             |                                                                                                                                                                                                                                                                               |
| 3                                                                        | Strengthened national capacity to provide adolescent and youth health services and healthy lifestyle programmes, including reproductive health and rights                                                                                                                     |
| <i>Population dynamics</i>                                               |                                                                                                                                                                                                                                                                               |
| 4                                                                        | Enhanced national capacity to integrate population dynamics and interlinkages through evidence-informed data generation, analysis and dissemination with focus on reproductive rights and sexual and reproductive health and the needs of young people and women              |

### 3.2.2 Financial support from 2005 until June 2014

This section presents a brief snapshot of the financial resources, both core and non-core, managed by the UNFPA country office in Palestine in support of the 2007 PHC. The cumulative amount of financial support during the period was \$4.048 million, 98 per cent of which was spent between 2007 and 2008. <sup>39</sup>The total UNFPA contribution, including both core funds and non-core funds (from Australia and OPEC) was approximately 50 per cent of the total national census budget of \$8,414,364,<sup>40</sup> with the balance provided mostly by the Palestinian authorities. UNICEF also contributed with a small amount (US\$ 355,817).

Table 5 shows the distribution of the budgeted funds over the period compared to actual spending. The rate of fund execution was 94 per cent. Some additional funds were spent on follow-up support for the census after 2009, including data processing of the Gaza census data in 2010 and other training, workshops and dissemination activities.<sup>41</sup>

<sup>39</sup> A list of activities in support of census and their corresponding expenditure amounts from the UNFPA Atlas database are found in annex 3.

<sup>40</sup> Overall cost of the census provided by Palestinian Central Bureau of Statistics.

<sup>41</sup> These amounts are not included in this financial analysis due to lack of detailed information on the exact figures spent.


**Table 5. Total amount budgeted and spent (core and non-core resources) on census in Palestine 2005-2014**

| Year         | Budget (USD)          | Expenditure (USD)     |
|--------------|-----------------------|-----------------------|
| 2006         | \$89,725.00           | \$97,676.04           |
| 2007         | \$2,790,708.00        | \$2,928,151.80        |
| 2008         | \$1,028,479.00        | \$1,022,300.79        |
| <b>Total</b> | <b>\$3,908,912.00</b> | <b>\$4,048,128.63</b> |

Source: Atlas database June 2014 & March 2015

Figure 2 shows the distribution of the cumulative total of US\$4.048 million when broken down between core and non-core funds. Approximately two-thirds of the expenditures by the country office during the census period were core funds.

**Figure 2. Breakdown of core vs. non-core expenditures in Palestine 2005-2014**

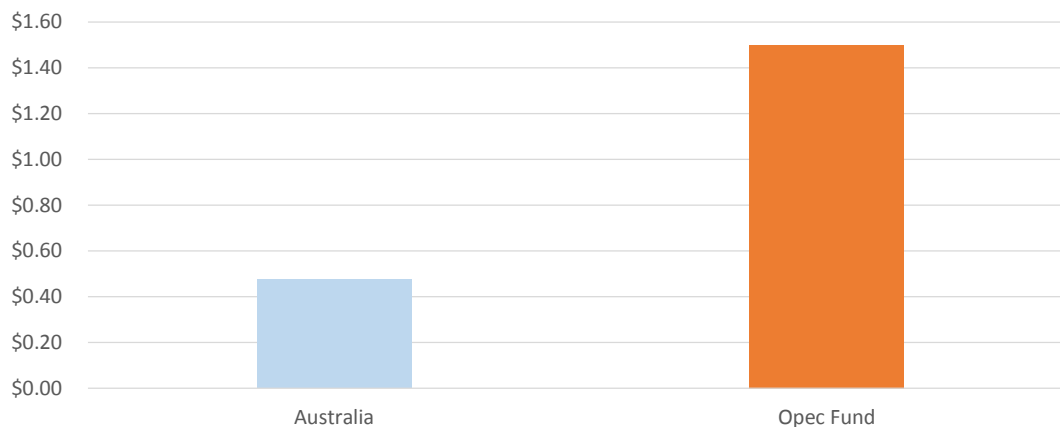


Source: Atlas database June 2014 & March 2015



Figure 3 shows the donor contributions (non-core funds) to census managed by UNFPA.

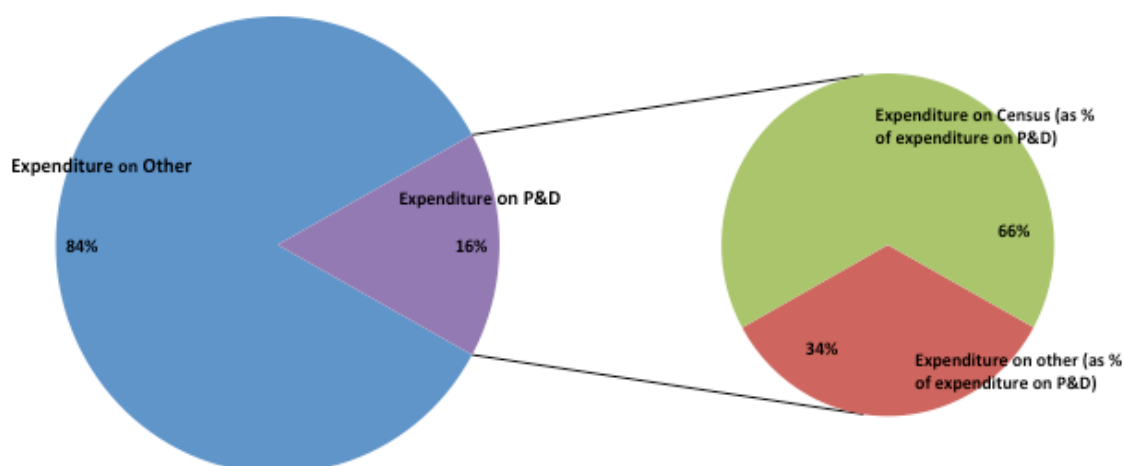
**Figure 3. Donor contributions (million USD) to census in Palestine 2005 - 2014**



Source: Atlas database June 2014 & March 2015

Figure 4 shows the expenditure on census in relation to the total expenditure executed by the UNFPA country office during the period of analysis. As shown, only 16 per cent of the entire expenditure for the period was associated with population and development activities of which two thirds was related to the census 2007. In summary, 10 per cent of all the money spent by the CO for the period was spent in support of census.

**Figure 4. Expenditure by Palestine CO 2005 to 2014 on population & development and census as percentage of total country office expenditure**



Source: Atlas database June 2014 & March 2015

## 4. Findings and analysis

**EQ1. To what extent was UNFPA support aligned with partner Government priorities and national needs on the availability of data on the one hand and UNFPA policies and strategies on the other?**

| Summary of Findings:                                                                                                                                                                                                                                                                                                                                                                                                                                                                                                                                                                                                                                              | Relevance |
|-------------------------------------------------------------------------------------------------------------------------------------------------------------------------------------------------------------------------------------------------------------------------------------------------------------------------------------------------------------------------------------------------------------------------------------------------------------------------------------------------------------------------------------------------------------------------------------------------------------------------------------------------------------------|-----------|
| <p><b>In Palestine, UNFPA relevance was high in terms of its support to the 2007 national census and specific activities were directly aligned with the priorities of Government and civil society, as well as UNFPA corporate priorities. Academic institutions, research groups, media and private sector stakeholders acknowledged the importance of census data for research and analytical purposes and corroborated the importance of UNFPA strategic support. UNFPA was actively involved in promoting consultation with public institutions and civil society to obtain input on national needs for the census and align its support accordingly.</b></p> |           |

*Alignment with partner Government priorities on availability of statistical data*

UNPFA support to statistics and census for the 2005-2014 period was strongly aligned with the needs of the Palestinian Central Bureau of Statistics (PCBS) and the Government as a whole. The two UNFPA CPDs in effect for the 2010 census round were developed with extensive Government input and consultation with Ministry of Planning & Administrative Development (MoPAD) and the census was a key element of these programmes. As expressed in the relevant output areas, the need for improved availability of high-quality disaggregated data to be used in decision-making was a priority for the UNFPA country office in Palestine throughout the entire period covered by this evaluation. The majority of Government and official stakeholders (including PCBS) consulted stated that UNPFA support was relevant and well-aligned to their needs and their existing capacities, both for the 2007 census and on-going input towards building the national statistical system.

The 2000 statistical law provided the official legal framework for the census and the PA fully supported the 2007 census, seeing its critical role in generating essential national data that would assist in the movement towards full statehood for Palestine. UNFPA support was aligned with this. Both the president and prime minister of the PA endorsed the decision for the 2007 PHC and requested ministries to collaborate with PCBS. UNFPA support for MoPAD was based on the need for census data for planning and projections to underpin the preparation of the Palestinian Medium Term Development Plan, the Palestinian National Policy Framework, the Palestinian Reform and Development Plan (2008-2010) and subsequent three-year plans (2011-2013, 2014-2016). These frameworks as well as budgetary and monitoring requirements required up-to-date and credible national data. At the sector level, various plans called for data to formulate their response within these national frameworks. For example, the Ministry of Education required census data and population projections to plan the opening of schools and

classes in its sector strategy, and to analyse patterns and trends in educational attainment for different age groups.

UNFPA support was also aligned with the National Strategy for the Development of Statistics (NSDS) 2009-2013. While the NSDS was officially approved after the census, the experience of census planning, follow-up and use was essential to the formulation of a clear long-term national strategy. For example, the fourth strategic objective of the NSDS was to develop, improve and expand subject matter statistics while an operational objective was to define and implement a national strategy for censuses with a focus on assessment of census quality.

For the preparation of the census questionnaire, PCBS set up a national technical committee including all ministries and users. To ensure on-going alignment with national needs as well as international technical standards, the UNFPA representative at the time of census planning – a demographer and former staff of the UNFPA Country Support Team (CST) – regularly attended these meetings. The UNFPA country office engagement helped ensure that the needs of various ministries were considered in the development of the census questionnaire. For example, a specific module on disability was included in the questionnaire as requested by the Ministry of Social Affairs (MoSA) and advocacy groups.<sup>42</sup>

As the NSO was believed to have a high capacity for census planning and implementation, UNFPA modalities of support for the 2007 census process were based on demand-driven technical assistance providing targeted assistance. The adaptability and responsiveness of UNFPA support were rated as particularly relevant given the unstable context. More details on the strengths and weaknesses of the approach of UNFPA on capacity development are included under Evaluation Question 2.

Although the support of UNPFA was (and continues to be) highly relevant, stakeholders emphasized that many political-security contextual issues influenced the role of UNFPA. For example, the political split in the Palestinian Government between Hamas in Gaza and Fatah in the West Bank (which occurred in June 2007, just prior to the census) affected both the conduct of the census and its aftermath, as well as the ability of the PCBS to complete data tabulation and release final census results (see Evaluation Question 2).<sup>43</sup>

**Box 7. Paris 21 and the National Strategy for the Development of Statistics (NSDS)**

A NSDS is expected to provide a country with a strategy for developing statistical capacity across the entire national statistical system (NSS). The NSDS will provide a vision for where the NSS should be in five to ten years and will set milestones for getting there. It will present a comprehensive and unified framework for continual assessment of evolving user needs and priorities for statistics and for building the capacity needed to meet these needs in a more coordinated, synergistic and efficient manner. It will also provide a framework for mobilising, harnessing, and leveraging resources (both national and international) and a basis for effective and results-oriented strategic management of the NSS.

Source : <http://www.paris21.org/NSDS>

---

<sup>42</sup> Point illustrated in the interview with the Ministry of Social Affairs.

<sup>43</sup> This was highlighted in interviews with the Government, local authorities, United Nations agencies and stakeholders from civil society and academia both in the Gaza strip and the West Bank.

Issues of alignment and relevance in terms of census support (both past and present) therefore have to be understood against this destabilizing and insecure backdrop, which continues in various permutations today. The dynamics around statistical capacity building and census support remain highly unstable with numerous potential risks. UNFPA has and continues to work to the extent possible in this context to remain relevant to evolving national needs within the larger United Nations system support.

*Alignment with national needs on availability of statistical data beyond Government*

According to the majority of non-state actors including academia, advocacy and research groups, the private sector and the media, UNFPA support for the 2007 census was relevant to the needs on availability of data by those outside of Government. To help assure alignment, UNFPA provided support to the PCBS to conduct extensive national user consultations with a broad range of stakeholders during the census planning phase in 2006-2007. No details were available on the scope, content or participants of these user consultations due to the length of time that had elapsed. According to stakeholders, numerous workshops and activities were facilitated by PCBS in all 16 governorates with participation from local officials, community leaders, community associations and other local stakeholders and potential users, allowing for their input on topics for inclusion in the census questionnaire, and offering a space to inform and sensitize local stakeholders more broadly about the census process.

Academic institutions, research groups, media and private sector stakeholders all affirmed the importance of census data for research and analytical purposes and corroborated the value for a targeted UNFPA strategic support and quality assurance role of this operation. These groups shared that UNFPA was helpful in advocating for the inclusion of diverse perspectives as well as providing both technical and user-oriented advice to the PHC. For example:

- The Dean of the Ramallah Women's Training Centre and Educational Science Faculty was part of the steering committee of the PHC and advocated for the inclusion of questions on fertility and systematic gender disaggregates, both of which were endorsed by UNFPA.<sup>44</sup>
- The group Global Dialogue and Democracy (MIFTAH) also participated in workshops for the preparation of the census questionnaire, and was regularly invited to workshops on gender and youth surveys.
- The Women's Studies Centre, a research and advocacy agency based in East Jerusalem, explained they used census data extensively in their work to lobby for fuller inclusion of women in governance and the labour force, and that UNFPA

---

<sup>44</sup> Sex and children ever born alive, children living and date of birth of last child born alive are core topics according to the United Nations Principles and Recommendations for Population and Housing Censuses, Revision 2, 2008.

support for the census and the production of impartial statistical data was important from their perspective.

UNFPA also encouraged academic groups such as the Centre for Development Studies to be part of preparatory meetings for the PHC. The Centre advocated for inclusion of information about youth and disability, marginalised groups, and restriction on mobility and access to services. The Palestinian Women's Centre for Research and Documentation noted the need for more in depth information about reproductive health in the national census and affirmed the key role of UNFPA in facilitating a wide range of viewpoints during the census planning process.

*Alignment with UNFPA policies and strategies*

The UNPFA global programme covering both the 2010 census round and the ICPD agenda were reflected in the support of UNFPA to the 2007 census in Palestine. Key outputs of both the 2006-2009 and 2011-2013 CPDs focused on census support as well as strengthening of statistical systems more broadly, demonstrating alignment with the four global programmatic periods: the UNFPA multi-year funding framework (MYFF) 2004-2007; the UNFPA Strategic Plan 2008-2011, Mid-term Review of the Strategic Plan 2012-2013; and (more recently) the UNFPA Strategic Plan 2014-2017.

The MYFF 2004–2007 identified the need to improve national capacity to collect, analyse, disseminate and use information and to develop or update national sex-disaggregated databases, which are crucial for sound, gender-sensitive policy formulation, programme planning, monitoring and evaluation. The annual work plans (AWPs) generated by the Palestine CO jointly with its lead partners in Government (MoPAD and PCBS) for this time period referred to strengthening the national data system, providing updated population data, and enhancing the national capacity to generate and utilize disaggregated data. They also mentioned encouraging utilization of the data in planning and policy particularly at the district level in the West Bank and Gaza (for further details on use of data see Evaluation Question 3). The NSO AWP following the census provided support to thematic surveys on gender issues, time use, youth, migration and health. These surveys used the census as the sample frame and provided a deeper insight on specific topics. All annual work plans had a specific objective on population data and support for the census and follow up that was clearly linked to plans and strategies in effect at this time and based on a combination of downstream and upstream initiatives.

**EQ2. To what extent has UNFPA support enhanced the capacity of National Statistical Offices (NSO) to enable the production and availability of quality census data? To what extent is this enhanced capacity sustainable?**

Summary of Findings:

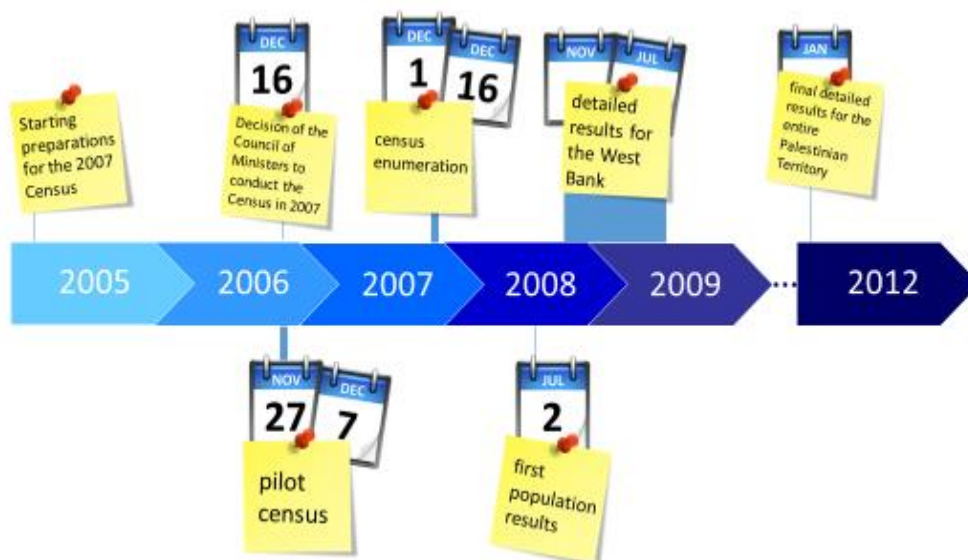
Effectiveness and Sustainability

**UNFPA effectively supported the Palestinian Central Bureau of Statistics in the preparation and conduct of a high quality census according to international standards, building on the capacity built during the first census of 1997 that relied on intensive UNFPA technical assistance and on the skilled political handling by the UNFPA representative.**

**UNFPA has continued to enhance the Palestinian Central Bureau of Statistics capacity during and after the 2007 census by providing targeted technical inputs for periodic quality assurance, in addition to resource mobilisation.**

**Modalities of support of technical assistance were fruitful and appropriate in that they were demand-driven and adapted to the requirements of the national context (see Evaluation Question 1). However, a formal needs assessment was not conducted for capacity enhancement of the Palestinian Central Bureau of Statistics prior to the 2007 census, so that identification of assets and gaps as well as the systematic assessment of capacity changes were not possible.**

**Figure 5. Timeline: Key dates of the census process**



*Enabling environment for the census operation*

The continuing contextual challenges at the time of the census created a context of political, humanitarian and human rights crises. However, UNFPA contributed to the enabling environment through continuous dialogue, risk assessment and a combination of technical and diplomatic support.

The Palestinian Authority was committed to conducting a PHC in 2007, ten years after the previous one, but due to resource constraints it could not finance the operation in full. The Palestinian Government and the PCBS therefore relied strongly on a combination of advocacy, planning, technical and funding support from UNFPA as a lead enabling partner for the census. UNFPA support for the census provided a guarantee of credibility to PCBS vis-à-vis stakeholders, as reported by many stakeholders themselves.

To help advocate for the census and create an inventory of technical and managerial requirements, UNFPA provided technical assistance to prepare a census project proposal jointly with PCBS in 2005 outlining a multi-donor engagement strategy for resource mobilization. The plan focused on required technical improvements, the need to update the sample frame from the 1997 census, how to improve coverage of the census (i.e. inclusion of East Jerusalem) and strategies to build on the capacity obtained during the 1997 census. UNFPA helped PCBS convene a joint meeting of senior Government officials and development partners to advocate for funds and technical inputs for the census project proposal. The preparation of the proposal was seen by informants in PCBS and Government ministries as a major enabling contribution of UNPFA.

Following these initial discussions, PCBS relied strongly on the critical role of UNFPA in mobilizing resources for the census budget. Due to advocacy from the UNFPA country office, the UNFPA executive director's office initially provided one million from a special fund, spurring further leveraging of additional funds. UNFPA also arranged for PCBS representatives to travel outside Palestine to New York and Geneva to solicit additional funds during the census planning and resource mobilization stage. UNPFA facilitated an arrangement to channel assistance from United Nations agencies, the Australian Agency for International Development (AusAID) and the Organization of Petroleum Exporting Countries (OPEC) to support the census. According to information obtained from PCBS and the country office, out of the approximately a nine million dollar budget for the 2007 census, around 30-40 per cent were channelled via UNFPA (see EQ4).

UNFPA made a major contribution in funding the development and implementation of a PCBS census media and communications campaign throughout the Palestinian territories. This was a multi-media campaign designed to mobilize national support for the census, allay mistrust or misunderstanding among the general population of the role and purpose of the census and ensure a high rate of participation in enumeration. Co-financing was arranged with OPEC for this initiative via UNFPA coordination of donor support.

Most significantly, Palestinian lead partners and stakeholders<sup>45</sup> were unanimous in their appreciation of the involvement by the UNFPA representative as the lead intermediary and enabling partner when census enumeration was unexpectedly stopped in Gaza in December 2007. The Hamas administration suspended enumeration before it was complete due to political sensitivities around the recent break between the governments in the West Bank and Gaza as well as concerns about privacy and security regarding the use of census data. The UNFPA representative and two other United Nations agency

---

<sup>45</sup> Point illustrated in interviews conducted with officials from PCBS in Gaza and Ramallah and UNFPA staff.

leaders undertook sensitive political negotiations with the Hamas Government to allow enumeration to resume and be completed in Gaza after a short delay. Stakeholders attributed the success of the UNFPA representative in breaking the deadlock to a unique combination of socio-cultural, diplomatic and professional skills that were deployed on the situation. The role of the UNFPA representative as a 'trusted broker' on behalf of UNFPA was perceived as a crucial factor in the successful completion of the census in Gaza and the timely release of national census results.

Following enumeration completion, Hamas closed the PCBS satellite office in Gaza and census raw data was sequestered. However, the UNFPA representative was able to personally carry the enumeration listings out of Gaza so that PCBS headquarters in the West Bank could produce the census provisional results for the population count, subsequently released in September 2008. While the detailed questionnaires remained in Gaza from 2007 to 2011, full data entry was completed with UNFPA funding support when the PCBS office reopened in Gaza in 2011. Overall, the involvement of UNFPA to unlock the situation in Gaza and to enable enumeration to be completed helped ensure that PCBS could conduct a neutral and non-political census.<sup>46</sup>

*Capacity of the NSO for the production and availability of quality data from the 2010 census round*

UNFPA provided support to the planning, enumeration and tabulation stages of the census including the:

- 1) development of the census proposal with outline of needs and risks, and donor coordination for resource mobilization/leveraging in the two years prior to the census; 2) funding for data user consultations and the census communications campaign;
- 2) support for the attendance of the census director at international working sessions on the 2010 census round;
- 3) provision of input to the questionnaire and methodology via participation in the census steering committee and technical committees;
- 4) provision of short-term targeted technical assistance at crucial junctures around census enumeration to provide quality assurance and validation of the methodology;
- 5) diplomatic-negotiation support in resolving difficulties with the Gaza portion of the census. Funding support was also provided for the late processing of Gaza micro-data in 2011.

UNFPA supported the alignment of the census methodology with international standards on census taking, by providing technical assistance through the representative and an

---

<sup>46</sup> This has been stressed by representatives of the Government, civil society, and academia.



expert of the UNFPA regional Country Support Team (CST). The expert conducted three missions over the span of the main census implementation period, in September 2006, November 2007 and January 2008. The main objective of the missions was to assess the compliance of the census methodology with international standards and respond to specific technical questions or issues; PCBS did not request other in-depth technical assistance. There were no major technical gaps or problems identified by the expert in his technical mission reports, and PCBS expressed satisfaction with the quality, depth and content of the technical support received. There was no major divergence of opinion between the technical assistance provided and PCBS in terms of technical procedures for the census.

The census questionnaire was designed in compliance with international recommendations taking into consideration national needs through discussions with all users. Questions on maternal mortality and refugees and a special module on disability were included in the questionnaire. As noted under EQ1, UNFPA supported user consultations, financed several workshops to discuss the questionnaire and verified alignment with agreed international standards. In order to facilitate this process, UNFPA also financed a mission of the census director to New York to attend an Expert Group Meeting organised by the United Nations Statistics Division on international recommendations. UNFPA also supported testing in early phases of the census, including a pre-test of the questionnaire in 2005 and a pilot census in 2006. This enabled a thorough preparation of the census, taking into consideration lessons learned from the tests.

The methodology adhered to a timeframe and set of steps carefully managed by PCBS. However, in the area of East Jerusalem under direct Israeli political control (referred to as J1), PCBS could not directly enumerate the population and worked, instead, through local civil society groups to hire and supervise enumerators, posing some coverage and quality risks. Enumeration in J1 was conducted using a shorter questionnaire than in the rest of Palestine but, unfortunately it was not completed due to the lack of political and administrative control by Palestinians. Enumeration in Gaza was conducted slightly after enumeration in the West Bank, but with the same reference date in mid-December 2007. A total of 5,438 enumerators were hired for the census (not including those hired for J1), as well as 1,361 crew leaders and 342 supervisors. A majority of the enumerators were female. Because of the high unemployment rate, in particular among young people, the enumerators were highly educated and a large proportion of them held a university degree.

#### **Box 8. Understanding the division of Jerusalem**

The “city of Jerusalem” refers to both the Western and Eastern part of Jerusalem largely synonymous with the area of the city under the administration of the Israeli municipality of Jerusalem.

The Palestinian Central Bureau of Statistics refers to East Jerusalem as the Governorate of Jerusalem. The Governorate of Jerusalem is comprised of J1 (the annexed territories under Israeli administration) and J2 (the territories outside the separation wall under the administration of the Palestinian National Authorities).

*Source: UNCTAD, The Palestinian economy in East Jerusalem, 2013*

However, due to the occupation, many restrictions hindered the enumeration in the field. For example, 33 communities in the West Bank are located outside the separation wall, and only inhabitants of these villages are permitted to enter. It was therefore necessary to hire enumerators from these villages, and special permission was needed to send a supervisor.

A post enumeration survey (PES) was conducted to evaluate the coverage of the enumeration from 29 December 2007 to 3 January 2008 (slightly later in Gaza). The PES provided an estimate of 2.3 per cent under-coverage, which is a rate comparable to higher income countries. However, this figure might have been an underestimation in relation to some of the restrictions of circulation and mobility imposed by the occupation situation.

As described in chapter 3, the processing of the census questionnaires consisted of office editing, office coding, data entry and computer editing. Data processing was performed after enumeration up to the end of 2008 in the West Bank so that initial census results could be released in late 2008 and early 2009. In the Gaza Strip, as noted above, these operations were delayed due to the closure of the PCBS office in Gaza for three years. Data related to Gaza were finally analysed during 2011 and then released in October 2011.

During 2009, UNFPA helped fund the dissemination of census results by covering the printing costs of various reports and publications, and by financing dissemination workshops at, with the exception of Gaza, central and governorate level. The main strategy chosen by PCBS was to produce paper publications, as there were limited requests for online dissemination at that time. In addition, a sample file of 20 per cent of the anonymised individual records was made available free of charge as a public use file (PUF). PCBS continues to offer on-request tabulations of the census database free of charge for public institutions (see Evaluation Question 3 for more information on census dissemination and use).

PCBS provided very positive feedback on the technical and capacity building support provided by UNFPA at the time of the 2007 census and emphasized that the relationship was based on strong dialogue and mutual trust (see Evaluation Question 5). During the planning phase from 2005-2007, PCBS managers considered that they already had the experience of conducting a successful full-scale census as most of the staff involved in the 1997 census was still present and held responsibilities in the new census. Managers concluded that there was no need for extensive external technical assistance from UNFPA or other sources, except to monitor the compliance of the census with international standards. Hence, the joint decision (between PCBS and UNFPA) was for 'light', periodic and targeted TA assistance provided at specific junctures for short missions.

Effective practices noted by UNFPA and PCBS in terms of capacity development included strong UNFPA respect for national autonomy based on a nationally led approach and ability of UNFPA to respond to changing circumstances around the Gaza situation. Overall, the utility, scope and quality of UNFPA support for the capacity of the NSO to conduct the 2007 census was stated to be very high by PCBS personnel and no major gaps or needs were noted by national counterparts. The census was considered an important

benchmark for the PCBS and for Palestine as a whole due to the importance of the census for nation building.

However, because a formal and documented joint technical needs assessment was not conducted by UNFPA and PCBS prior to the census, the evaluation team could not accurately assess to what extent capacity had been built, as no benchmarks were available for comparison. While it is very commendable that UNFPA and PCBS were able to achieve a very positive relationship based on mutual trust and on-going sustainable capacity transfer, there could have been potential advantages in conducting a more formalized or comprehensive needs assessment. For example, new technologies (such as digital cartography) would have likely benefitted PCBS in 2007 if properly identified and costed. As well, various assumptions made about the level and scope of PCBS capacity at the time of the census could have been more thoroughly investigated and documented as the basis for a longer-term capacity building strategy jointly by UNFPA and PCBS.

*Sustainable or enduring capacity for future census rounds*

According to PCBS senior managers, some of the key capacity retained by PCBS from the census was due to UNFPA support. PCBS managers noted that:

“UNFPA played a key role in strengthening the durability of our organization, first via intensive support for the 1997 census and then by providing valued technical advice from respected professional sources for the census, using appropriate techniques for transmission of knowledge.”

PCBS had (and has) clearly defined roles for external consultants with a process led by their staff to assess needs and identify the best match for capacity support. The policy of PCBS is that the job itself must be done primarily by core staff, consultants are meant only to advise. This approach requires that technical assistance be scheduled early enough in the census planning process for capacity to be transferred and new skills can be tested and fully internalized. PCBS has used a consistent approach towards internal capacity building, based on openness to other experiences, investment in core competences, limited turnover to keep knowledge in house and systematic documentation. Sustainability is part of the PCBS organizational ethic, culture and approach and it is a clear tenet of PCBS to ensure that skilled people are retained and advance through the ranks. Furthermore, and probably most important, the generation of census data has led PCBS itself to undertake numerous studies, briefs (including analytical briefs) and other surveys since 2008 that utilize the census as a sample frame and allow PCBS personnel to apply the skills and expertise gained from the census to other statistical and demographic work.

The natural evolution of UNFPA support over the two censuses conducted in Palestine show clearly how capacity effectively shifted from external to internal expertise and skills. During the 1997 census, UNFPA provided long-term technical assistance with a Chief Technical Adviser (CTA) housed in PCBS over two years (1996-1997) and some additional

short-term consultancies. PCBS core personnel worked closely with the CTA to build the long-term capacity of the organisation, and the census methodology, together with various manuals and guidelines, were carefully documented and housed within PCBS.

Building upon this foundation, PCBS requested only short-term technical assistance for quality assurance to ensure alignment of the census process with international standards. UNFPA responded positively and sent an advisor – a senior member of the regional country support team (CST) with the appropriate language and cultural skills – to support during the preparation, enumeration, and data processing phases (see EQ4). The UNFPA representative at the time, a demographer and census expert, was on the census technical committee to provide additional advice on request. According to all observers, this represented an appropriate shift, reflecting increased durable capacity of PCBS. From the perspective of PCBS, UNFPA acted as a partner, more than a donor, and this was seen as essential for capacity building in the long-term (see EQ5).

The Israeli occupation of J1 and areas of the West Bank, the effects of the separation barrier, funding gaps for the Palestinian Government, changes in the Palestinian banking system and arbitrary shifts in the political landscape impacted the 2007 census and continue to pose risks and challenges for the 2017 census. Both UNFPA and PCBS stated that there were difficulties with the provision of technical assistance in Gaza due to visa restrictions. The restrictions prevented the PCBS decentralized office in Gaza from receiving appropriate on-site capacity support visits.

For the preparation of the 2017 census, PCBS has increased its capacity on the use of handheld devices for survey data collection and wish to use this technology for the census. In addition, PCBS has upgraded its cartography, a weak point of the 2007 census, to Geographical Information System (GIS) technology and has already digitized the census maps. PCBS expects UNFPA to provide some technical assistance in the use of GIS in the field, potentially combined with handheld data collection. PCBS personnel have proceeded through the ranks of the NSO to take on higher levels of responsibility and appear to be well-positioned to take on leadership roles for the 2017 census.

Whereas the capacity of the PCBS to manage future censuses is undoubtedly high, its capacity to disseminate census results continues to require improvement, according to various stakeholders.<sup>47</sup> The exact role that PCBS should play in terms of follow up analysis of census results has been under discussion among stakeholders and there are a range of different perspectives on whether PCBS should only produce data, or move beyond this and produce, at a minimum, a short analysis of the results (see EQ3 for further discussion of this issue).

*Models of support for enhancing the capacity of the NSO*

---

<sup>47</sup> This point was mainly raised among academics, civil society and United Nations agencies.

UNFPA modalities of support for the period under review covered all stages of the census (from planning to dissemination). Support involved primarily advocacy and 'soft aid' to enable the census to go ahead, but also included targeted technical capacity support and knowledge management in the form of support for communications, internal census evaluation, documentation and census dissemination. Consistent with recommended approaches for 'yellow' quadrant countries (i.e. middle income with low to moderate funding needs), only very limited direct provision of materials and supplies, such as office equipment and vehicles, was provided

The model used was that of national execution with the bulk of UNFPA funds (over 90 per cent) transferred directly to PCBS via the Palestinian Ministry of Finance. As such, funds were under complete control of national counterparts. This approach was considered appropriate and successful in terms of relying on national capacity to determine and implement the technical requirements of the census operation. Accountability of funds was well handled by Palestinian counterparts according to UNFPA, with appropriate financial management and accountability systems in place.

According to the majority of stakeholders and information from the AWP and Country Programme Action Plans (CPAPs), over the two last census rounds, UNFPA provided responsive and effective support to PCBS to enhance its capacity by consciously adjusting its modalities of support in response to changing circumstances. This evolution represented a shift from more intensive and long-term technical assistance for the first census in 1997 to short-term, demand-driven assistance focused on quality assurance, with background coordination, advocacy and resource mobilisation also employed. For the dissemination of the census, UNFPA encouraged PCBS to organize multi-stakeholder workshops at regional and local levels, and to conduct its own outreach and training courses on the use of data for line ministries, all of which enhanced national direction and ownership.

Based on the available evidence, UNFPA was mainly focused on helping to assess risks and changing needs given the unstable context for support and to adapt its modalities accordingly. However, all stakeholders, including the NSO, emphasized the need for continued and timely risk assessment to identify any potential issues that may affect the planning and implementation of future censuses.

#### *Use of new technologies*

UNFPA did not actively promote the use of new technologies by PCBS for the 2007 census, though new technologies such as GIS and use of handheld devices were only emerging at that time. For example, experts agreed that scanning for data entry would not have added much value due to existing capacity for manual data entry. The use of digital cartography might have been beneficial but was not provided by UNFPA. As noted above, for the 2017 census, PCBS has, via other partners, built its own capacity on the use of handheld devices for survey data collection, upgraded its cartography to GIS technology and digitized the

2007 census maps. PCBS expects some technical assistance from UNFPA, likely via south-south cooperation, in the use of GIS in the field, combined potentially with handheld data collection (see Evaluation Question 5).

**EQ3. To what extent have UNFPA-supported interventions contributed (or are likely to contribute) to a sustained increase in the use of population and housing census and other relevant demographic and socio-economic data in the evidence-based development of plans, programmes and policies related to UNFPA mandate at national and decentralized levels?**

Summary of Findings:

Effectiveness and sustainability

**Government and civil society recognition of the value of census as an essential cornerstone of the national statistical system encouraged many key stakeholders to use census and other statistical data to the extent possible. In this sense, there was increased use of demographic and socio-economic data in Palestine since the 2007 census, including greater application of this data in the development of evidence-based strategic plans, programmes and academic research, many of which relate to UNFPA mandate areas.**

**However, the approach of UNFPA to strengthening the sustainable capacity of line ministries (e.g. Ministry of Planning and Administrative Development) and other stakeholders to use statistical information in the long term still requires more focused attention due to on-going institutional, political and systemic challenges within the Palestinian context.**

*Enabling environment for the use of data*

The continuous support of UNFPA to PCBS as the main national data provider has been an important enabling factor in the increased use of data in Palestine. According to most key stakeholders in the Government, UNFPA involvement is recognized as a guarantee of the quality and neutrality of statistics in Palestine by all public authorities. PCBS expertise in not only on the census but also in generating related analytical and survey work, for which is highly regarded. This contributed to increased Government and civil society recognition of the census as an essential cornerstone of the national statistical system, as well as encouraged many key stakeholders to use census and other statistical data to the extent possible within the constraints of the current institutional context.

**Box 9. The census as the cornerstone of the national statistical system**

Rapid changes in the size and other characteristics of populations, combined with the demand for additional detailed data on social and economic characteristics of a population that are not appropriate for collection in a full-scale census, have brought about the need to continually conduct household sampling surveys between censuses to collect current and detailed information on a range of topics.

The population and housing census can provide the frame for scientific sample design in connection with such surveys; at the same time, it provides benchmark data for evaluating the reasonableness of the overall survey results as well as a base against which changes in the characteristics investigated in both inquiries can be measured.

*Source: UN Principles and recommendations for population and housing censuses, rev.2. 2008*

At the time of the census and since then, very few Government departments and other public authorities have had the resources to establish strong internal statistical services. Most public institutions and line ministries relied heavily on PCBS to obtain the statistics they needed in their planning work, and to help them generate appropriate analytical data sets for use in policy and planning work. Packaging and dissemination of census information (including general results, analytical reports and to a lesser extent micro-data) has been an important aspect of this growing demand for statistical information, which is reflected in the large volume and variety of on-line statistical information and analytical documents currently available from PCBS.<sup>48</sup>

The on-going support provided by UNFPA for MoPAD analytical and planning capacities has helped create a strong linkage between the census and other related statistical data generated by PCBS and the line ministries. In the mid-

2000s, a population policies department was established in MoPAD to provide oversight and direction to line ministries and to Government as a whole on how to integrate population issues and data into planning work. UNFPA has provided on-going support provided to the department such as:

- funding for drafting of an analytical report entitled ‘Special Bulletin on the Palestinian Population’ as input to the 2010 ICPD conference;
- UNFPA provided financial support for a first national conference on population and development that presented thematic population papers based on 2007 census data;
- funding for a 2011 study on Palestinian demographic projections after 2025 with supporting consultations;
- funding for a 2012 research consultancy on integrating demographic information into sectoral plans.

**Box 10. Population policies department, policies and research directorate, MoPAD**

The objectives of the department, which was initially set up in 2006 with UNFPA financial support, are as follows:

- 1) monitor and analyze changes in demographic indicators;
- 2) coordinate internal and external migration studies and propose proper interventions;
- 3) coordinate and update population strategic frameworks and policies, which are in line with development;
- 4) propose legal, financial, and administrative tools to implement proposed population policies and strategies;
- 5) follow up on population integration in development programs;
- 6) prepare annual population studies to be submitted to the relevant parties;
- 7) follow up on population legislations in accordance with priorities and national plans;
- 8) review international policies and recommendations on population;
- 9) join other directorates in preparing spatial plans.

In 2009, the department was provided with funding by UNFPA to organise the first national conference on population and development, titled Migration and its Development Implications.

*Sources: COAR 2009 p 7, individual MoPAD interviews and [http://www.mopad.pna.ps/en/index.php?option=com\\_content&view=article&id=8&Itemid=133](http://www.mopad.pna.ps/en/index.php?option=com_content&view=article&id=8&Itemid=133)*

<sup>48</sup> See the publications list and on-line resources available at <http://www.mopad.pna.ps/en/index.php>.



Other activities funded by UNFPA from 2011 to 2014 were support for policy/advocacy activities and briefs using survey and demographic data, continued support for MoPAD and PCBS in setting up and launching a national monitoring system for use by line ministries, and strengthening administrative records as a complement to national census data. UNFPA also supported a multi-sector policy dialogue workshop in Gaza on population priorities.<sup>49</sup>

Linked to the MoPAD support, UNPFA has provided support for the establishment of a National Population Committee (NPC) with MoPAD as the secretariat. UNFPA financial support and advocacy around the committee were considered positive enabling factors by MoPAD personnel, but other stakeholders from academic and international agencies noted that the committee itself has not yet played a highly visible or proactive role in advocating for data use. Due to institutional challenges, the committee was in place but not active from 2006 to 2011. In 2012, it was revitalized with additional UNFPA analytical and technical input.<sup>50</sup> Since then, the NPC with MoPAD support began work on the development of a national population policy<sup>51</sup> and, prior to that, MoPAD helped to ensure that population issues were included in sector planning from 2008 onwards.

**Box 11. First national conference on population and development, 2009**

Within the framework of the MoPAD population policies department, and in order to integrate population issues into the planning process and development plans, a national conference on population and development was organized in July 2009 with UNPFA funding support entitled Migration and its Development Implications. The conference aimed to shed light on the reality of migration and displacement in the oPt and its social, environmental and economic implications.

*Sources: MoPAD and UNPFA interviews, COAR 2009. See also [http://www.mopad.pna.ps/en/index.php?option=com\\_content&view=category&layout=blog&id=21&Itemid=139](http://www.mopad.pna.ps/en/index.php?option=com_content&view=category&layout=blog&id=21&Itemid=139)*

The Government is clearly supportive of these concepts as demonstrated by the integration of the population department into the MoPAD structure as well as by the approval of a reorganized NPC in 2012. According to interviews with MoPAD personnel as well as with UN and donor agency representatives, MoPAD has not had sufficient financial or human resource capacity over the past few years to facilitate the full functioning of either the department or the NPC, and has yet to create decision-making powers for the NPC or find ways to extend the scope of policy engagement around population issues.

Following the release of census data in 2008-2009, UNFPA and PCBS sponsored a series of workshops in eleven directorates of the West Bank with multi-sectoral groups to disseminate the main census findings at the decentralized level. According to both PCBS

<sup>49</sup> See PCBS annual work plans 2012-2014 and Palestine country office reports 2011-2013 for details on these activities.

<sup>50</sup> See UNFPA Palestine country report 2013.

<sup>51</sup> Support for the formulation of national population policies is part of the broad United Nations system mandate as described by the United Nations Department of Economic and Social Affairs in their annual world population policies report. For more details on the content and purpose of these policies, see <http://www.un.org/en/development/desa/population/publications/policy/world-population-policies-2013.shtml>.

and the country office, these workshops had strong multi-sectoral participation and offered a good opportunity to showcase the potential of census data to a variety of users (see section below on participation and inclusion of partner governments (local and national) and civil society). Delays with release of detailed Gaza data as well as the political situation in the Gaza Strip meant that similar in-depth workshops could not be held there according to UNPFA country office personnel.

UNPFA also provided training to selected staff of ministries between 2008 and 2012 on the use of statistical and census data by working through both MoPAD and Birzeit University. Following UNPFA support in 2008 to increase demographic expertise and the use of census data, Birzeit University offered a special course in statistics for selected line ministry managers from 2009 and 2013. Professors and public health students were also trained at the same time in the use of census data for research purposes.<sup>52</sup> These activities all appeared to contribute to a favourable environment for the use of census data by line ministries and academia, and improved the confidence and skills of key individuals who could play leadership roles in demographic and statistical analysis. However, most of the advocacy and work to create an enabling environment for the use of data, as well as the training provided by UNPFA, were focused on the West Bank and excluded Gaza due to the political and security situation.

Representatives of both international agencies and the Palestinian Authority stated that UNPFA and other development agencies faced some structural limitations that prevented significant enhancements in the capacity of ministries to effectively utilize statistical data.

First, several informants from the Government sector noted that few ministries have dedicated statistics departments that are adequately staffed. Second, even when the technical staff are able to analyse data, they stated that their managers were not always willing to base their decisions on facts. Some stakeholders believed this to be a lack of statistical literacy in some ministries, leading to criticism of the statistics produced by PCBS if those statistics were considered to be unfavourable. However, it was also noted that younger personnel were more open and cooperative, as long as the leadership in statistics use came from the

#### **Box 12. National Population Committee (NPC)**

The National Population Committee started in the mid-2000s as a population forum. After several years of inactivity, it was officially reformulated in 2012, chaired by the Minister of Planning. It includes representatives of line ministries, two civil society organizations and academic institutions. The social planning department at MoPAD is the secretariat that coordinates the work of the committee.

The key roles of the NPC include:

- 1) advocate for population issues as national priorities for sustainable development;
- 2) promote national policy dialogue on population dynamics and its impact on social and economic development;
- 3) develop population policies/strategies and advocate for its integration in the national sectoral plans.

*Sources: UNPFA country office briefing April 13<sup>th</sup>, 2015 & PA NPC formulation decision 2012 (Arabic only). See also <http://www.pcbs.gov.ps/site/512/default.aspx?tabID=512&lang=en&ItemID=1441&mid=3171&wversion=Staging>*

---

<sup>52</sup> UNPFA Country Office Annual Report for 2009, 2010 and 2011.

highest level of the Government. Third, partners interviewed at Birzeit University who led the initiative to build extended capacity for academic and ministry data use considered that UNFPA did not provide them with sufficient resources or autonomy in the structure of the project. This meant that they could not develop a strategy to track and coach ministry participants over time so that data analysis skills were systematically applied in practice.<sup>53</sup> Birzeit University partners also noted the difficulties of creating sustainable systemic change via small-scale, periodic training opportunities that did not always take into account the challenges faced by those working in under-funded public agencies without specialized statistical units and which are also under stress due to the on-going political, security and governance challenges of Palestine.

*Steady-sustained use of census-based demographic and socio-economic data in evidence-based development and in implementation of plans, programmes and policies at national and sub-national levels*

Key informants expressed confidence in the reliability of the census results, and provided high satisfaction ratings regarding the availability of the data from PCBS.<sup>54</sup> Building on the census, UNFPA and UNICEF co-funded other specialized surveys following the census, such as the Palestinian family health survey 2010, that used the census as the sample frame and was able to obtain more in-depth data to be applied in specific ways for planning and policy formulation. Selected examples of both direct and indirect census use are provided in detail below and others are documented in detail in Annex 6 of this report.

### ***Use by MoPAD and line ministries***

At the central Government level, MoPAD used census data in four main areas linked to national planning: the economy, social issues, governance and infrastructure. Every three years, the MoPAD prepares a national plan for development. The 2011-2013 national plan was completed with 23 sectoral plans all of which relied heavily on census data. The national plan included several statistical indicators, many of which emanated from the census. PCBS was not part of the team in charge of the preparation of the 2011-2013 national plan. However, for the development of the 2014-2016 plan, MoPAD asked PCBS to be involved and bring statistical information directly forward for inclusion. In order to develop a proposal to define new governorates, MOPAD prepared maps of spatial analysis of the current governorates based on census data. UNFPA also hired a skilled national consultant for MoPAD to prepare a special report on different scenarios for Palestinian population projections up to the year 2025 based on the census results.

---

<sup>53</sup> Also, see UNFPA Country Office Annual Report 2011, p8.

<sup>54</sup> Comments shared by line ministries, development partners and confirmed by civil society representatives and researchers.

Within the line ministries, UNFPA financed workshops and courses provided by PCBS on the use and analysis of statistical data for various units, as requested, and it directly supported the ministries of health, women, youth and sport and education in the West Bank to develop their national sectoral plans using demographic data.<sup>55</sup>

| Table 6. Selected examples of data use by line ministries |                                                                                                                                                                                                                                                                                                                                                                                                                                                                                                                                                                                                                                                                                                                                                                        |
|-----------------------------------------------------------|------------------------------------------------------------------------------------------------------------------------------------------------------------------------------------------------------------------------------------------------------------------------------------------------------------------------------------------------------------------------------------------------------------------------------------------------------------------------------------------------------------------------------------------------------------------------------------------------------------------------------------------------------------------------------------------------------------------------------------------------------------------------|
| 1                                                         | The Ministry of Education used the results from the census for strategic planning at the locality level, based on the number of school-age children, in both the West Bank and Gaza. The ministry has a long-standing collaboration with PCBS and wrote the chapter on education in a recent PCBS publication on women. In addition, the ministry used employment rates from the census to identify vulnerable areas in order to target schools to conduct specific actions related to reproductive health. The Ministry of Education Gaza reported that it was able to know the number of disabled persons more accurately (4% of the population is handicapped, many of them due to the occupation), and base specialized educational planning around these figures. |
| 2                                                         | The Ministry of Social Affairs used data from the census on education, health insurance coverage, housing characteristics and population projections to develop their social strategy. According to social security law, all households should be covered by social insurance. The ministry also used census data when developing the elderly strategy.                                                                                                                                                                                                                                                                                                                                                                                                                |
| 3                                                         | The Higher Council of Youth and Sports used breakdowns by governorates and ages in the 14 to 29 age target group for the preparation of the sectoral strategic plans 2009-2011 and 2011-2013.                                                                                                                                                                                                                                                                                                                                                                                                                                                                                                                                                                          |
| 4                                                         | The Ministry of National Economy highlighted the decision taken among line ministries to use official numbers published by PCBS and stressed the fundamental role of data for policy planning. They used PCBS estimates of household consumption, combined with population projections based on the census and economic data to forecast the need for consumer goods. They also used the establishment census (derived from the building listing phase of the population census) to assess the situation of economic sectors and increase the import fees to protect economic fragile sectors. The ministry has had a cooperation agreement with PCBS to exchange statistics produced by both institutions.                                                            |
| 5                                                         | The Ministry of Labour had a formal memorandum with PCBS to share data. They used the census results as the frame to create an inventory of all the economic establishments to support the development of legal regulations for business inspections.                                                                                                                                                                                                                                                                                                                                                                                                                                                                                                                  |
| 6                                                         | The Central Elections Commission, which is a parastatal not a line ministry, used the 2007 population figures to estimate the number of voters for each area and to calculate the logistics required to support national elections. They update their estimates every year based on population projections.                                                                                                                                                                                                                                                                                                                                                                                                                                                            |

Some stakeholders noted they would like more access to micro data from which to draw samples for their surveys. In order to protect privacy, it is the policy of PCBS not to release such confidential information but they can provide samples for public institutions free on request.

<sup>55</sup> See UNPFA Country Office Annual Workplans with PCBS for 2013 p 5, 2014 p 5-6.

### *Use by local governments*

Evidence collected primarily from interviews with local Government officials indicated that demographic and social statistical data were increasingly used at that level in Palestine since the 2007 census and that the interest in data use is increasing (see table 5). As already mentioned, UNFPA supported a series of dissemination workshops conducted by PCBS at governorate level in 2009 to present the results of the census (though Gaza was excluded, due to the political situation) which were designed to promote the use of data at the decentralized level.

| Table 7. Selected examples of data use by local governments |                                                                                                                                                                                                                                                                                                                                                                                                               |
|-------------------------------------------------------------|---------------------------------------------------------------------------------------------------------------------------------------------------------------------------------------------------------------------------------------------------------------------------------------------------------------------------------------------------------------------------------------------------------------|
| 1                                                           | The Ministry of Local Government used the population figures of the 1997 and 2007 censuses to develop an urban master plan, and also drew on census data related to economic characteristics to classify localities into its GIS system.                                                                                                                                                                      |
| 2                                                           | The Ramallah Governorate Office used PCBS data to calculate population distribution at locality level. PCBS provided them with maps of enumeration areas including buildings, number of floors and households. When planning to implement specific local programmes they used the results of the census or the population projections from PCBS to decide where to build women’s training centres or schools. |
| 3                                                           | MoPAD in Gaza promoted the use of census results for district development plans. Each area was analysed about their social, environmental, infrastructure and health needs, based on available census data at the governorate level.                                                                                                                                                                          |
| 4                                                           | The Ministry of Local Government in Gaza reported that the census helped them to update their maps with more accurate information about population distribution and characteristics to know about needs for schools, hospitals, and infrastructure and the capacities of each local Government area.                                                                                                          |

Challenges with the delayed release of Gaza census data approximately four years after the census took place did not prevent Gaza-based ministries and local institutions from using census results in their own planning, even though the data was somewhat out of date. However, due to the political split between the Governments in Gaza and the West Bank between 2007 and 2014, the evaluation team observed some lingering blockages or misunderstandings regarding full access to central PCBS census data for Gazan institutions. For example, MoSA in Gaza noted the importance of data for similar uses but expressed their preference that all census data were under the control of Gazan institutions. Also, the municipality of Gaza resorted to its own surveys rather than entrusting PCBS with the production of data for Gaza.<sup>56</sup>

<sup>56</sup> The municipality of Gaza mentioned expanding needs for accurate demographic information at the locality and household levels to assist in local planning. However, given the political differences between Hamas and Fatah, they expressed a strong mistrust regarding placing Gazan statistical information in a central repository with PCBS in the West Bank, as they feared some of this data could be accessed by the Israeli authorities and security apparatus. Their solution was to conduct some of their own internal surveys

These issues highlight the sensitivities around data access and use in the Palestinian context, and the need for UNFPA to engage with its partners in both the West Bank and Gaza in careful advance planning, risk assessment and formulation of creative options so that potential problems affecting Gaza are addressed in the 2017 census.

### *Use by academia and research centres*

Many civil society organizations used the census extensively and identified no major problems with access to census data. Most academics must access census data by going to PCBS offices because not all micro-data is available on-line, but they did not view this as a major impediment to research. In particular, by fostering linkages between PCBS, Birzeit University and other academic institutions, many said that UNFPA has helped encourage a broader pool of census data users who have increased the demand for technically accurate information on specific areas of research. The evaluation team found that both academic researchers and specialized research centres were highly motivated to use demographic and social data for research purposes or to conduct additional surveys and research papers (some funded by UNPFA) for line ministries or local Government in support of national policies and planning.

Demographers and researchers from several institutions from both the West Bank and Gaza and in the West Bank attested to the high value of the census for their work, saying it was foundational for any academic research connected to development, social issues, human geography, health services and conflict resolution.<sup>57</sup> The Women's Studies Centre, an independent research and advocacy group, noted that several of their studies on women's employment and labour force participation used census data as a source.

Other agencies were very complimentary of the growing shift towards more evidence-based research for policy and economic development.<sup>58</sup> They attributed the growing interest in the use of this data to the ability of the NSO to generate and disseminate quality, accessible census/statistical information.

#### **Box 13. Examples of multi-beneficial studies using census data**

In a Government study on creating an economic market in areas of the West Bank, disability indicators were obtained from the census.

Similarly, for a study on women in the labour market, employment rates at locality level were provided by the census.

Comparative analysis by MoPAD of some economic trends was done using the censuses of 1997 and 2007.

*Sources: Interviews with line ministries. See also annex 5 documentary evidence table for additional examples.*

---

independently of PCBS and then combine this with available PCBS data. Source: Group interview with Gaza municipality officials April 2015.

<sup>57</sup> Demographers and researchers from Al Azhar University and Al Aqsa University in Gaza as well as (in the West Bank) Birzeit University Centre for Development Studies, Institute of Public and Community Health and Institute of Women's Studies, the Palestinian National Institute of Public Health, and Al Quds University School of Public Health shared this view.

<sup>58</sup> These agencies were the Palestinian Economic Policy Research Institute, the Palestinian Initiative for the Promotion of Global Dialogue and Democracy, and the Palestinian Women's Center for Research and Documentation, as well as two private sector market research and polling companies.

By directly funding some selected academic research and policy briefs using census data at, for example, the Centre for Development Studies and School of Public Health at Birzeit University, UNFPA supported both the development of research expertise from a demographic perspective as well as strengthened policy analysis for MoPAD and the ministries of health, education and social affairs.

### *Use by international organisations and donors*

All international organizations and donor agencies ranging from the World Bank to selected bilateral agencies reported using census data heavily. For example, USAID uploaded town level census data into their own on-line system, which is used by their development partners to plan interventions and establish benchmarks for measurable change in economic indicators.

UN agencies also relied heavily on census data. According to interviews with their key staff, the World Food Programme used PCBS socio-economic data to identify the needs for food security interventions.<sup>59</sup> The United Nations Relief and Works Agency for Palestine Refugees in the Middle East (UNRWA) has an agreement on data exchange with PCBS and used some census data, but PCBS does not usually disaggregate information about refugees in a way that would be relevant to UNRWA. UNRWA often needs more detailed data on the specific situation of those living in refugee camps, so they conduct their own research for this purpose.

UNICEF and the United Nations Office for the Coordination of Humanitarian Affairs (OCHA) both noted the importance of census data as the foundation for surveys and research on reproductive health, youth issues, disability, marginalized populations and humanitarian responses. In the case of OCHA, additional linkages and research were required with PCBS (partly facilitated by UNFPA involvement) to determine how best to define localities in need of specialized humanitarian responses in Area C of the West Bank under Israeli administrative control.<sup>60</sup>

### *Continued capacity challenges*

According to stakeholders, incentives are still lacking for consistent use of statistical data for evidence-based planning in the PA, due to the necessity of continuously reacting to unpredictable external events such as changes in relations between Hamas and Fatah, periodic wars in Gaza, loss of international commitment to the Palestinian state, restrictions imposed by Israel and a shortage of PA funds due to declining donor resources.

---

<sup>59</sup> See [http://vam.wfp.org/CountryPage\\_overview.aspx?iso3=PSE](http://vam.wfp.org/CountryPage_overview.aspx?iso3=PSE) for details on the vulnerability analysis and mapping approach used by WFP to determine levels of food security for the oPt

<sup>60</sup> See <http://www.ochaopt.org/vpp.aspx> for information on the vulnerability mapping conducted by OCHA in Area C, which was partly based on census locality information. Area C covers 60 per cent of the West Bank (about 330,000 hectares). Israel has retained almost complete control of this area, including security matters and all land-related civil matters, including land allocation, planning and construction, and infrastructure. Source: Israeli Information Center for Human Rights in the Occupied Territories.

Representatives of line ministries stated that while they appreciated any training or other analytical support provided thus far by UNFPA regarding use of census or statistical data, they required more comprehensive, long-term and intensive internal training within ministries in order to bring about any significant change in the institutional culture for evidence-based policy and planning. It is also important to note that the interviews with line ministries found that considerable confusion still existed about the role of the census and how census data differs from survey data.

Within the extremely challenging political context of Palestine (especially in relation to Gaza) this type of continuous and deep institutional change has so far been difficult to achieve, possibly because Palestine is not yet fully autonomous and planning is used to conform more to donor requirements than for internal purposes. Some stakeholders suggested that UNFPA develop a longer-term support strategy, combining advocacy at political level for evidence-based policy making and on-going training and coaching of analytical teams. Additionally, more creative solutions need to be found in order to provide capacity support to Gaza via virtual training courses. This would imply a shift from a UNFPA support based on short-term actions identified in an annual work plan toward multi-year projects to foster use of statistical information in policy-making.

*Use of data for sectoral policies related to UNFPA mandate*

The UNFPA priority areas of youth, gender equality (GE) and sexual-reproductive health (SRH) were all well-represented in plans and policies for which census and survey statistics were used. In particular, after the census, UNFPA engaged in a series of specific activities to support gender analysis. With UNFPA support, PCBS hired a local gender consultant to produce detailed analytical reports on gender gaps found in census data, presenting the results in a dissemination workshop in collaboration with UNFPA that received a high level of interest. Other initiatives that strengthened the use of census and/or other statistical data in policy-based research related to the UNFPA mandate areas were as follows:

- The Ministry of Education conducted studies about the inclusion of reproductive health, HIV-AIDS and smoking on the curriculum for grades 10 to 12 for which UNFPA provided financial and technical support and also shared comparative international experience.
- In 2012, the Ministry of Women Affairs (MoWA) received training from UNFPA about the use census data for gender analysis. After the publication of census data, MoWA built a database with gender indicators and compared information with the 1997 census data disaggregated for the West Bank and Gaza. They used this database to develop their national strategic plan 2008-2011. UNFPA also supported them to develop a strategy on the protection of women in conflict, with the objective to monitor indicators.



- According to women's research and advocacy groups, UNFPA was one of the first UN agencies supporting gender mainstreaming in Palestine (see also EQ7). These efforts and advocacy resulted in a better consideration of the situation of women at the political level. For example, a national commission on women and work was recently created and two laws are currently being prepared on violence against women. This is based partly on evidence-based policy dialogue arising from the national survey on gender-based violence in 2011, which used the census as a sample frame. A recent national time use survey will likely fill in gaps regarding women's labour in productive and reproductive capacities.
- UNFPA supported the Higher Council of Youth & Sports to prepare a youth strategy. The strategy utilized census results, but was also based upon a more detailed youth survey conducted using the census as a sample frame.<sup>61</sup>
- In the area of SRH, UNFPA worked closely with the Ministry of Health to build new partnerships to address issues such as maternal mortality and other key gaps in maternal and child health. UNFPA together with UNICEF participated in the financing of the 2010 Palestinian family health survey covering reproductive health issues. However, representatives of both UN agencies and research groups noted that more investment is possibly needed by PCBS in future for collecting additional data on maternal mortality issues, using administrative data or a combination of surveys and the census.

*Participation and inclusion of partner governments (local and national) and civil society*

As described above, UNFPA actively supported the consultative process for the design of the census, especially with regards to obtaining broad-based user input into the census questionnaire (see EQ2) to increase national ownership. UNFPA then conducted governorate level workshops in the West Bank in 2009 to enhance participation and engagement of stakeholders in using consolidated census data. PCBS with UNFPA backing was able to encourage multi-sectoral discussion leading to stronger ownership of census results for local planning.

The data leadership role of PCBS, based on strong principles of neutrality and professionalism according to international statistical standards, was reinforced via the involvement and encouragement of UNPFA. PCBS is now the lead provider of national statistical information with high ratings for dependability, accuracy and responsiveness. According to key stakeholders and observers, PCBS commitment and capacity to ensure wider access to census data increased since the census. More census data than ever before was made available on-line and the information technology and knowledge management skills of PCBS appear to have increased. PCBS took the lead in ensuring increased accountability to data users by actively seeking out feedback on data accessibility with

---

<sup>61</sup> See UNFPA Palestine Country Office Annual Report 2011, p. 6.

selected stakeholders. However, some ministry and civil society stakeholders observed that more customized data dissemination strategies were still required due to the specialized needs of different data users, including further improvements to on-line access to different types of data and more proactive outreach and user education by PCBS to improve opportunities for specialized enquiries for the diverse needs of researchers.

The on-going support to the enhancement of MoPAD leadership, analytical and coordination capacity, as well as to the creation of a national population committee were also found to be strong UNPFA contributions towards strengthening national ownership and policy leadership in population and development issues. However, as previously stated, the committee's very low level of profile and activity thus far was disappointing. UN agencies as well as civil society organizations provided feedback that UNFPA could contribute more to broadening the circles of policy leadership and influence around population and development as a whole. By supporting the participation of a wider range of groups to advocate and open space for more progressive considerations on population issues as well as improved use of statistical information for evidence-based advocacy.

**EQ4. To what extent were available resources adequate, made available and used in a timely manner to support the 2010 census round? To what extent did UNFPA utilize synergies at country level to support the implementation of the 2010 Round?**

Summary of Findings:

Efficiency

**UNFPA delivered timely and adequate technical support and funding resources for the 2007 census in Palestine, based on a demand-driven approach to assistance guided by the needs and priorities of the NSO.**

**There were good synergies between UNFPA and international partners for provision of joint funds and coordination of support. The UNFPA country office and country support team provided suitable technical advice during the 2007 census but, since then, less direct support from the UNFPA regional office has been available mainly because of the different role of the regional office.**

*Timeliness and availability of resources*

Neither UNFPA nor PCBS identified any major problems or delays with transfer of resources for the census. PCBS expressed strong satisfaction with the financial arrangements with UNFPA – approvals and disbursements were on time, clear formats were used for reporting and UNFPA was able to respond to special requests. There were very high rates of resource use by the NSO during the main census implementation period due to the urgency of completing all tasks on time. Fortunately, the UNFPA country office was able to make adjustments to its financial arrangements with UNFPA headquarters, as the peak flow of resources necessitated over-riding standard agency guidelines for quarterly disbursement limitations. All procurement required to implement the census was done by PCBS itself based on what were judged to be sufficient internal procurement capacities that built since the 1997 census. The financial management systems and capacity of PCBS were judged to be very high by UNFPA, with suitable fiduciary accountability for the funds disbursed. However, the UNPFA country office noted that there were some potential or emerging risks due to instability in the banking sector in Palestine that would need further assessment prior to the 2017 census.<sup>62</sup>

Careful and timely joint advance planning between UNFPA and PCBS via the AWP process was the main mechanism for governing the flow of resources to PCBS for the census period. PCBS complimented the ability of UNFPA to be adaptive and responsive (especially in terms of responding to the enumeration problems in Gaza) and to provide for the timely arrival of external technical assistance at critical junctures during the main

<sup>62</sup> The World Bank in its West Bank and Gaza Financial Sector Review in 2008 states that: “The payments system has a number of weaknesses and vulnerabilities which are magnified by the multi-currency status of WBG as well as the movement and access restrictions resulting from the closure regime. While some banks have electronic payment instruments for their customers, WBG remains mainly a paper-based financial transaction economy with cash being the dominant payment medium for the general public.”

census implementation period. Overall, during the 2005-2008 period, UNFPA facilitated flow-through to PCBS of approximately \$4.05 million in funds of which roughly 50 per cent was from UNFPA core resources including a grant of \$1 million from a special fund in the office of UNFPA executive director. The remainder of the funds channelled through UNFPA to the census came from the OPEC Fund for International Development (OFID) and AusAID.<sup>63</sup> According to stakeholders, UNPFA played an important intermediary role in facilitating the flow of funds from these partners to PCBS, as both unable OFID and AusAID were unable to provide direct funding to PCBS. The OFID funds mobilization was facilitated via the resource mobilization unit in UNPFA headquarters and the country office ensured timely delivery of these resources as well as reporting on their use by PCBS.

*Synergies at country level to support the implementation of the 2010 census round*

UNFPA provided crucial support for creating inter-agency synergies around the census. This was linked to preparation of a census proposal/plan funded by UNFPA, combined with on-going advocacy and resource mobilization meetings co-chaired by UNFPA and PCBS. UNPFA provided an initial pledge from its core funds as a means of leveraging further support from other partners and facilitating synergies through participation in inter-agency meetings.

Before, during and since the completion of the census, PCBS obtained regular multi-year programme funding from a number of international partners besides UNFPA for specific surveys and plans as well as core funding for its operational costs. These partners included: the World Bank, which funded development of the National Strategy for the Development of Statistics as well as implementation of poverty-related surveys and production of various statistical publications; the European Union; UNICEF; UNDP; and the core donor group of bilateral partners consisting of Norway, Switzerland and the Netherlands.

Overall, there appeared to be good short-term and activity-specific coordination among these donors leading to an effective division of labour for the census and associated events. For example, the World Bank and the core bilateral donor group focused more on on-going institutional support, while specialized short-term support for the census itself was provided by UNPFA and the other agencies it convened. International agencies including the United Nations Country Team (UNCT) provided very positive feedback on the key role played by UNFPA to pool and mobilize resources during the time leading up to and immediately following the census. However, some agencies were unclear about the extent of UNFPA support to PCBS between censuses, due to what they perceived as the relatively low profile of UNFPA in terms of on-going networking and communications in planning for the next census (see Evaluation Question 5).

---

<sup>63</sup> See annex 3 Atlas portfolio of interventions in Palestine 2005-2014.

There is evidence of cost savings via synergies, for example the UNFPA representative at the time, a demographer, was able to provide direct on-site technical advice (soft aid activity) via his involvement in the census process, complementing the commitment of other donors without necessitating additional funding support. From the NSO perspective, UNFPA intensive support to address specific gaps and needs around the census for a limited timeframe (mainly from 2005 to 2008) was viewed as quite complementary to that offered on a multi-year basis by the core donors' basket fund. In addition, the channelling of multi-donor resources through UNFPA for the census was considered efficient and synergistic, and PCBS expressed strong support for continued use of such mechanisms.<sup>64</sup>

In terms of regional synergies, the UNFPA Arab States Regional Office (ASRO) was formed after the census, so at that time members of the CST (now disbanded) provided short-term external technical advice (see Evaluation Question 2). This was at the request of PCBS and focused on targeted quality assurance to the census under a light, demand-driven model. Arab-speaking consultants were recruited who were familiar with the context. Their technical assistance was said to have been of appropriate quality and to have been delivered in timely intervals, as well as cost-effective due to short missions. The country office personnel noted, however, that the role of ASRO, which differs from the previously established CST, might produce gaps for the next census as the regional office plays primarily a brokering role for knowledge exchange and recruitment of technical assistance, rather than a direct technical advice role.

---

<sup>64</sup> As stated by several officials from PCBS in interviews.

**EQ5. To what extent has UNFPA made use of its existing **networks** to establish **partnerships** at country level as well as promoting opportunities for **South-South Cooperation** with a view to support the implementation of the 2010 Round in a way that ensured swift implementation of the census and optimized the use of its results?**

Summary of Findings:

Efficiency and Effectiveness

**UNFPA created effective partnerships at many levels for the 2007 census planning, implementation and follow-up, leading to efficiency gains in terms of pooling of donor resources for enhancement of long-term PCBS skills and knowledge in census management. However, partnerships with international agencies have lapsed to some extent since the last census, so there is a potential loss of partner momentum that could present some challenges for UNFPA in terms of reactivating connections and networks for the 2017 census.**

**South-South cooperation was not promoted actively by UNPFA for the 2007 census, but there is high interest and potential in brokering new arrangements for the 2020 census round.**

*Use of partnerships to facilitate the implementation of the 2010 census round*

According to PCBS, lead international donors and United Nations agencies, UNPFA was a well-respected and high profile partner for the census, and it played a strong optimization role in terms of building networks and brokering multi-dimensional longer-term partnership arrangements in support of census implementation, follow-up and dissemination (see Evaluation Questions 2 and 4). UNFPA was the convenor and supporter of PCBS donor outreach and fundraising pre-census and, importantly, went beyond building short-term synergies with the Palestinian Government and the NSO to creating a solid and respected relationship of mutual trust and respect. This has contributed to overall statistical use in Palestine (see Evaluation Question 3).

UNFPA support for the MoPAD leadership and coordination role in terms of the Government's own use of official statistics was based on identification of the need for strong evidence-based planning. MoPAD has been a close partner of UNFPA since well before the last census to strengthen Government buy-in and commitment to statistics use. UNPFA did not have as many direct relationships with line ministries, except in the cases of UNFPA mandate overlap such as gender based violence, youth and reproductive health. Instead, UNFPA worked via MoPAD and other partners such Birzeit University to build capacities within line ministries on census and statistics use.

With PCBS, there is a long and strong history of positive cooperation. PCBS officials stated that the relationship with UNPFA was particularly relevant and beneficial in terms of meeting national needs through continuous partnership. Senior officials attested to the fact that UNPFA was a main partner not just in terms of financial support but also because of on-going dialogue around population, demographic and statistical issues. They stated that they had excellent relationships with other funders in the UN system but that there

was a 'model' relationship with UNFPA due to the value-added offered in terms of strategic advice, advocacy, adherence to international census standards and provision of useful network contacts with voluntary agencies, academia and researchers-consultants (see Evaluation Question 6). For example, PCBS senior leadership perceived UNFPA as the partner best equipped to engage in peer-to-peer dialogue over technical issues and least likely to request that any conditions (such as inclusion of certain questions in the census) be attached to support. These officials stated unequivocally that the partnership with UNFPA at many levels was a strong factor in the successful completion of the census. Though core UNFPA resources are declining and there is no specialized census expertise within the country office, there is anticipation of further advice and support as PCBS begins to prepare the 2017 census plan.

The core group of bilateral donors for on-going PCBS capacity and core support as well as the World Bank said that they endorsed the lead partnership role of UNFPA with PCBS for the 2007 census. These organizations were invited to participate in the main donor mobilization meetings chaired by UNFPA and duplication was avoided because of the mandate of UNFPA to focus on the census while other partners focused on different forms of institutional and capacity support to the PCBS (see Evaluation Question 4). Bilateral partners attested to the fact that the involvement of UNFPA - as the agency with the most technical knowledge on the census - was, to some extent, a guarantee of both high quality statistics and accountability of PCBS towards census users.

United Nations agencies stated that there were strong partnership mechanisms to coordinate census support via UNCT working groups and UNDAF joint activities under the guidance of UNFPA. Both UNDP and UNICEF also contributed some of their own funding for census support and cooperated with UNFPA in co-financing some major sectoral surveys such as the Palestinian family health survey in 2010 (which is now folded into the multi indicator cluster survey or MICS). There were very good working relationships among members of the UNCT focused on M&E and statistics, and strong respect voiced by other United Nations agencies for the role of UNFPA (both past and present) in leading the issue of census and statistics.

The complexity of the Palestinian situation demands very high levels of adaptability and flexibility among partners, and therefore networking must be dynamic. Some stakeholders noted that UNFPA kept a very low profile for census support in the broader donor community since the successful completion of the 2007 census. Based on this feedback, there might be a potential loss of partnership momentum that could present some challenges or risks for UNFPA in reactivating connections and networks for the 2017 census.

*South-South Cooperation to support the implementation of the 2010 census round*

There was no evidence of an explicit strategy for south-south cooperation (SSC) on the part of UNFPA or of any significant benefits or effects deriving from SSC for the census. At

the time, SSC was mainly conceptualized in the UN system as individualized training or personal technical secondments-exchanges between developing countries. For Palestinians, these types of exchanges were and are difficult due to challenges with obtaining travel permission from the Israeli authorities for those either leaving or entering the oPt, especially for the Gaza Strip. However, UNFPA arranged for the Palestinian census director to attend UNSD consultations as a means of remaining informed about international census standards, as well as exchanging technical information with international counterparts.

According to PCBS, the success of the census in Palestine sparked considerable interest and invitations from other Arab-speaking countries (e.g. Jordan, Iraq, Sudan, Bahrain, Oman and Qatar) to share experiences and technical information with one another. Some PCBS staff were able to attend conferences and workshops and participated in professional secondments.<sup>65</sup>

South-south cooperation is now promoted widely within the United Nations system and is viewed more as an institutional arrangement in the context of the aid effectiveness agenda<sup>66</sup> and the recognition of the leadership role of the global south in development. PCBS said there was increased potential for extending Palestinian institutional engagement around census and statistics in the 2020 census round. PCBS is interested in more formalized on-going institutional linkages with NSOs in countries such as Brazil, Estonia, UAE, Qatar and Egypt. UNFPA is currently facilitating contact between PCBS and the Brazilian foreign assistance programme, via preparation of the terms of reference for study visits and technical assistance related to use of handheld electronic tablets for the 2017 census enumeration (see EQ2). According to PCBS officials, UNFPA also has advised on how to make formal contact with NSOs in the Balkans and in other Arab countries to invite institutional exchanges and linkages on handling census in sensitive contexts. However, as is the case in many countries where UNFPA works, there is not yet a formal SSC strategy to define how to assist partners to seek out, promote or enrich SSC and/or triangular cooperation opportunities for the upcoming 2020 census round.

---

<sup>65</sup> The former PCBS director left to take on technical roles in regional census support with UNFPA, facilitating the spread of information about the Palestinian census experience (he is now employed full-time with the ASRO).

<sup>66</sup> The aid effectiveness agenda refers to the on-going international process to improve the delivery and accountability of international assistance flows. See <http://www.oecd.org/dac/effectiveness/parisdeclarationandaccraagendaforaction.htm>.



**EQ6.** To what extent does UNFPA support to population and housing census data generation, analysis, dissemination and use, add value in comparison to other UN agencies and development partners at national, regional and global levels?

Summary of Findings:

Added value

**According to PCBS and other key stakeholders, UNFPA provided strategic support to the 2007 census, including dissemination of results and the promotion of data use. The main strengths of UNFPA in comparison to other agencies were based on what is perceived as a special combination of technical, coordination, enabling, advocacy, diplomatic and partnership skills derived from the agency’s global scope and deep knowledge base in supporting censuses and promoting the application of statistics.**

*Comparative strengths in the support to population and housing census data generation, analysis, dissemination and use*

Partners noted several comparative strengths of UNFPA in its support of the census and use of statistics, such as:<sup>67</sup>

- The ability to coordinate with other United Nations agencies as well as mobilize and cooperate with the larger donor group for effective support of the NSO around census and survey work, including assistance to procure a considerable amount of the additional external resources required to fund the census.
- The ability to provide technical quality assurance and demonstrate the value and effectiveness of the census, as well as to ensure adherence to international census standards for data quality and credibility.
- UNFPA helped create linkages or bridges between different Palestinian units, organizations and agencies concerned with the use of data and statistics that might not routinely interact, such as civil society organizations and government ministries, by supporting user consultations on the census questionnaire, multi-stakeholder census dissemination workshops, and the first national population

**Box 14. Key role of UNFPA in completion of 2007 census enumeration in the Gaza Strip**

According to interviews conducted with senior managers at PCBS, the main comparative strength of UNFPA in relation to the 2007 Palestinian census was its neutrality and the diplomatic acumen of the UNFPA representative at the time in negotiating a successful completion for the enumeration in the Gaza Strip in December 2007. PCBS senior managers praised this intervention as being crucial to the ability to achieve a timely census with data that covered all the Palestinian territories. According to them, no other agency could have played this role, based on the fortunate and unique combination of technical, diplomatic and cultural skills of the UNFPA representative at the time.

*Source: Group interviews with PCBS senior managers in West Bank and Gaza, April 2015.*

<sup>67</sup> Points illustrated in interviews conducted with officials from PCBS, line ministries, UN agencies, donors and other development partners.

conference in 2009. It also encouraged the formation of the national population committee.

- UNPFA provided in the past several years a strong, consistent focus on working with partners to enhance data use, and identification of potential new areas such as improved population projections for planning purposes.
- PCBS and MoPAD noted the ease of working with UNFPA (as compared to some other agencies) based on high levels of trust, clear financial procedures and realistic reporting and accountability requirements placed on partners. UNPFA engendered a long-term relationship with Palestinian partners and was always available for consultation, advice or networking.
- UNPFA provided considerable additional credibility to the census process through its long experience in working on international census support and its recognized specialized technical competence in censuses.

Several potential areas of additional value for UNFPA were identified in interviews by the main partners (PCBS, MoPAD and development agencies):

- UNFPA has a unique role to play in advocacy and in building further capacity for strengthening the consultative mechanisms used by PCBS for census planning to meet the expectations by line ministries and a wider range of civil society organizations. Some civil society organizations including academic researchers expressed the need to be more systematically engaged by PCBS in future. This relates to roles as potential data users both prior to the census as well as through on-going dialogue to better identify their needs for specific statistics, as discussed under EQ3.
- Due to the increasing difficulties of obtaining visas and travel permission for external consultants to visit the Palestinian territories (in particular, the Gaza Strip), some stakeholders suggested that UNPFA could add more value by housing a special international envoy or technical expert on census, demographics and statistical issues within the Palestine country office during the period of the census. UNFPA could mobilize or broker increasingly creative solutions to supporting the census enumeration process, particularly in Gaza. This could be done, for example, via the increased use of electronic channels for capacity building and communications with institutions based in Gaza as well as greater cooperation with UNWRA that has a high on-the-ground neutral presence.

Some observers also noted the potential loss in the comparative advantage of UNFPA as a key supporter of census and broader statistics due to declining core funding in Palestine, due, in part, to its yellow quadrant country status. In the context of decreasing direct donor support for the Palestinian state, continuing humanitarian crises and war reconstruction that divert funds to other purposes, it will likely be more difficult to

mobilize resources for the next census, so considerable advance planning and strategizing will therefore be needed.

According to senior managers in the CO, the elimination of the CST following the last census has resulted in the loss of the specific value-added for UNPFA of being able to quickly field regional experts on statistical issues.

Finally, UNFPA was also perceived by some stakeholders as focusing more strongly at present on other areas of programming (reproductive health or youth, for example), with the loss of its ‘edge’ and visibility among partners in terms of census and statistical expertise an upshot.

*UNFPA as a key partner supporting census*

UNFPA was perceived by the majority of stakeholders on the Government side, particularly by the NSO, as the lead agency among United Nations and bilateral agencies for supporting the census process. This perception is based on the reputation and experience of UNFPA as the main funding agency and technical advisor during both the 1997 and 2007 censuses. The partnership with UNFPA was seen as vital to the census operation by PCBS, not simply in terms of providing resources or advocating for the mobilization of funds from other sources, but also because of the commitment and integrity shown by the census advocacy of UNFPA and the specific intervention of the representative in addressing the Gaza enumeration crisis. Without this support, PCBS managers said that the census could not have been completed in a timely manner or had sufficient quality guarantees for the entire oPt. UNFPA was also highly appreciated for its advocacy role with senior Government officials prior to the census, helping to position the census as a crucial national exercise. The consensus was that no other agency could have played this role. One PCBS senior official characterized the relationship as follows:

**Box 15. Main operational challenges for UNPFA in Palestine**

The personnel of the UNPFA country office in Palestine stated that they faced several challenges in maintaining sufficient critical mass and visibility as a key partner in the census. These included the small office and staff size, as well as declining donor resources for work in Palestine, multiple demands on their time and resources due to low staffing levels, lack of in-house technical expertise in statistics and demographics, and other important on-going programming commitments such as continued work in reproductive health and gender issues. Although they receive regular background support from the UNPFA RO, it was difficult for external specialists and technical advisors on the census process to obtain visas to visit Gaza and the West Bank. Also, due to continued humanitarian crises such as the Gaza war in 2014, resources have often had to be diverted from development, technical and capacity building related to the population and development area.

*Sources: Group and individual interviews with CO personnel in West Bank and Gaza, April 2015*

“UNFPA is not just a donor [. . .]. We share detailed strategies and complications. We work together to build an overall system, and identify systemic gaps. It is a matter of developing capacity and developing synergies within our strategy (the national

statistics plan). We share issues with UNFPA in ways that we do not do with other members of the donors group.”

UNPFA was perceived as a strong partner due to its respect for national autonomy and capacity within a nationally led approach and its ability to respond to changing circumstances. No displacement or substitution effects were found in UNFPA support to the 2007 census.<sup>68</sup> The role of UNFPA did not substitute for local capacity but rather enhanced national strengths by formulating an appropriate response to the complex political and security environment through sensitive, careful dialogue with partners.

---

<sup>68</sup>UNFPA support encompassed several key areas: 1) planning (i.e. technical assistance for a detailed census plan, development of a communications-media strategy, and financial assistance to implement the communications strategy); 2) preparation (i.e. input into questionnaire design, preparation of maps and training manuals, quality assurance via external technical assistance, and the procurement of some materials); 3) implementation (i.e. financial and technical assistance for piloting, conduct of the census, implementation of the PES and review of data processing analysis and coverage).

**EQ7. To what extent has UNFPA support contributed to the mainstreaming of human rights and gender equality in the census process?**

Summary of Findings:

Effectiveness

**UNFPA provided support to ensure that census and statistics were approached through a gender sensitive lens by providing on-going capacity building for gender analysis with the NSO and line ministries, and successfully contributed to ensure enumeration finished in both the West Bank and Gaza so that the right of all Palestinians to be counted was respected.**

**PCBS has continued mainstreaming gender within its policies and programmes with some UNPFA input, a process that began prior to the 2007 census. Given the sensitive human rights context in Palestine under Israeli occupation, UNPFA has chosen to support the inclusion of general questions related to youth, the elderly and the disabled in the census rather than advocate for special modules for refugees or those living in Israeli administrative areas.**

*Integration of gender equality and human rights issues in UNFPA support to the 2010 census round*

A strong focus on gender equality issues and human rights were a major feature of the UNFPA programme in Palestine. Therefore, issues related to gender disaggregation, gender based analysis of census data and highlighting gender gaps or disparities within the Palestinian population were incorporated into on-going support activities with PCBS for the 2007 census. UNFPA had strong internal capacity for analysis and integration of gender issues as background and input for the census in Palestine. The population and development officer at the time of the census was a former PCBS staff person who had worked with PCBS internally on promoting the use of gender statistics and analysis. She therefore was familiar with the institutional context and policies of PCBS and recognized the existing strengths and challenges related to foregrounding gender issues. She continued to build on this background knowledge when she shifted over to work with the country office, advocating with PCBS to ensure that data from the census questionnaire was fully sex disaggregated and in line with international standards. She also worked to ensure that resources were allocated for further gender analysis work.

In part due to the capacity development support from the UN system as well as on-going advocacy from UNPFA, PCBS conducted extensive sex disaggregation on statistics from both the 1997 and 2007 censuses. For example, a comparative analysis was done of key socio-economic data from the 1997 and 2007 censuses with specific breakdown of gender trends in education, labour force participation and poverty. Following the 2007 census, in 2010, UNFPA worked with PCBS to help fund the production and dissemination for line ministries and researchers of a specialized gender gap analysis. This analysis examined key trends surfaced by census data in economics, family life, health, education and access to services. Together with other UN agencies, UNPFA helped fund regular Palestinian family health surveys pertaining to family health issues, reproductive health and fertility.

UNFPA has had on-going linkages with various ministries, researchers and women's CSOs to promote the analysis and application of gender statistics as well as highlight data and information needs pertaining to youth and the disabled. As shared by UNFPA personnel, UNFPA made efforts to ensure that gender was mainstreamed in the census questionnaire design, data analysis and dissemination.<sup>69</sup> UNFPA funded training in gender statistics for line ministries and internally for 130 PCBS personnel with support from the Spain MDG fund in 2009, and contributed funds to PCBS to produce a strategy in 2012 for increasing internal gender analysis capacity within the NSO ranks.<sup>70</sup> In addition, UNFPA contributed to the creation of a special analytical report on gender-based violence in 2012 leading to policy and service changes for various ministries.

More recently, UNFPA provided capacity training at the Ministry of Women Affairs and the Ministry of Youth to use the national monitoring system developed by PCBS to collect data on women and youth.

UNFPA also worked in close partnership with PCBS and the Ministry of Social Affairs (MOSA) as well as other partners such as the Centre for Development Studies to include two questions on disability in the 2007 census questionnaire. This enabled analysis of the distribution of disabilities of the Palestinian population by governorate, sex and type of disability and was incorporated by the MOSA in its social and elderly strategy. After the census, UNFPA and the MOSA conducted a joint survey on disability issues in 2011.

These initiatives were all linked either directly or indirectly to the support for national statistical and M&E systems, and clearly demonstrated the solid record of UNFPA in gender and rights-based advocacy, training and awareness raising at multiple levels for the production and use of accurate and gender-sensitive national data.

Human rights as an overarching concept presents some challenges in Palestine because of the reality of the occupation, periodic wars against Gaza and systemic abuse of Palestinian human rights on a broad scale. Against this challenging background, UNFPA chose to focus mainly on advocacy to ensure that the entire oPt was covered by the census and to bring focus to specific population groups.<sup>71</sup>

UNFPA has also cooperated with PCBS, UNICEF and more recently OCHA to identify the best approach to surveying the scope of humanitarian needs for communities under Israeli administrative control in Area C of the West Bank. Dialogue is on-going with Palestinian partners to establish an appropriate definition of Area C localities that will not reinforce Israeli-imposed divisions, and there have been continuous discussions about whether specialized tools or methods are required in future to gather more detailed sub-data on the situation of refugees, the Bedouin population or other vulnerable groups within the overall rights context.

---

<sup>69</sup> Palestine Country Office briefing presentation to the evaluation team, 13 April 2015.

<sup>70</sup> See UNFPA Palestine country office work plans with PCBS, 2010 p 6 and 2011 p 6.

<sup>71</sup> By example, through negotiations effectively led by the country office to complete the 2007 enumeration in the Gaza Strip so that Palestinian national data was available.

*Mainstreaming human rights, rights of vulnerable groups, minorities (including ethnic minorities) and the disabled and gender equality in the census process and associated surveys*

As described above, PCBS demonstrated ample commitment to mainstreaming gender issues over the past several years by strengthening its own technical knowledge base as well as maintaining an on-going collaboration with UNFPA and other United Nations agencies to build gender analytical capacity and disseminate key social and gender statistics. For example, there is a gender statistics programme in PCBS tasked with producing semi-regular studies and publications. The main aim of the programme is to strengthen the capacity of PCBS to produce and disseminate gender statistics by ensuring that all official surveys integrate sex differences as a fundamental component, and that data analysis and presentation reflect a concern for gender issues.

Through its gender statistics programme, since the early 2000s, PCBS has produced an annual comparative statistical and analytical report (partly funded by UNFPA) on the situation of men and women in Palestine used for gender research and advocacy work by both academics and voluntary groups. Two studies were produced on gender-based violence in Palestinian society in 2005 and 2011 with UNPFA support and there was valued hands-on capacity building offered from UNFPA to build the gender analysis skills of PCBS during this process.<sup>72</sup> According to PCBS officials interviewed, other Arab states wanting to research this issue have subsequently used the design of the Palestinian domestic violence survey as a model.

The policy of PCBS for the 2007 census was to integrate gender issues throughout the census methodology, including within the census design, the recruitment of enumerators (the majority of over 5,000 enumerators were women) and a strong commitment to the production of disaggregated statistics.

---

<sup>72</sup> See UNFPA Palestine Country Office annual workplan with PCBS 2010, p. 6 and 2011, p. 6.

The gender gap analysis of census data provided with UNPFA support was very useful according to PCBS in identifying areas for further research within education, labour force participation, disability and information technology.<sup>73</sup> In particular, the dissemination workshop for this study conducted with UNFPA support created a high level of interest among both PCBS personnel and line ministries in pursuing ways to improve knowledge about systemic inequities between men and women in these key economic and social areas.

A recent time use study done by PCBS with UNFPA support also included many gender-sensitive areas and they plan to hire a consultant to write additional analytical material providing some background and details on women's participation in the informal labour force as well as the effects of work on women's leisure time.<sup>74</sup> This is an indication of PCBS' on-going commitment to ensuring that gender analysis is mainstreamed within its statistical work aside from the census.

PCBS recently provided input to UNECSWA for its programme to develop capacity to generate national gender statistics in the Arab countries. The experiences and expertise of PCBS in integrating gender analysis into its statistical work for both the 1997 and 2007 censuses were used as an example to develop tools for improving gender statistics and analysis in other countries of the region.

However, PCBS noted that in spite of good dialogue and advocacy within the census technical committee on the importance of gender statistics, some areas related to gender were missed in the census. The agency, however, was actively seeking to address these gaps in the next census and provide even more in-depth analysis. The current head of the PCBS social statistics and gender unit was seconded to work with UNICEF for a period of time to build his skills and capacity in analysing gender and youth statistics, suggesting that the leadership is in place to ensure this. For the 2017 census, key issues are being considered for addition to the questionnaire, including women's and men's differential participation in agricultural industries, land ownership and other resource ownership.

PCBS did not see the need for specialized modules for sub-populations (e.g. refugees, migrants or displaced people) to be included in the 2007 census methodology. While both UNWRA and UNOCHA expressed concern that more detailed sub-data about refugee

**Box 16. Contribution of the Palestinian time use survey 2012/2013 to gender analysis**

The time use survey of 2012/2013 was carried out by PCBS for the second time, twelve years after the implementation of the first survey, to examine the changes that have occurred to life in Palestinian society. Time Use Survey is a basic tool to determine gender issues. The data enable analysis of the quality of life and an assessment of the extent of female participation in paid and unpaid work (housework and volunteer work) and women's contribution to national accounts.

PCBS targeted the study to assist decision and policy makers in drafting an overall national development process for Palestine.

*Sources: Group interviews with PCBS personnel April 2015. See also <http://www.pcbs.gov.ps/Downloads/book2068>.*

---

<sup>73</sup> Gender Gaps in the West Bank according to the data of the Population, Housing and Establishment Census, 2007 (main report in Arabic only, summary only in English).

<sup>74</sup> See UNPFA Palestine Country Office annual workplan with PCBS 2012, p 5.



populations could be useful for their work, from the official Palestinian Government perspective this was (and is) not a major need. Historical refugees are considered to be fully integrated within the general population and therefore do not require specialized sub-data. As noted above, the broader human rights context asserts that the Palestinian population should be treated in a holistic manner (for census purposes) so that externally imposed social or geographic divisions are not unduly emphasized.

## 5. Key considerations for the global thematic report

This section presents the main input elements the Palestine case study offers to the final evaluation report, the document containing the overall results of the thematic evaluation. The considerations below, coupled with evidence from other data packages, will inform the conclusions and recommendations that will be found in the final evaluation report.

**Consideration 1. There is still considerable scope for a more strategic and intensive approach to build the institutional capacity and culture for data use by key public institutions, as well as by civil society organisations and independent researchers. UNFPA should consider how to enhance the sustained use of census data as early warning system/evidence based advocacy for gender and youth issues, including within humanitarian settings, by key stakeholders in Palestine and in other countries.**

A key focus of UNFPA support for the 2010 census round in Palestine, as in most other countries, was to ensure production of high quality census data. The census is a very costly and time-consuming process, so the complicated process for production of national census data will only be justified for UNFPA and its partners through greater demonstration of the 'value' of these statistics to society. To do this effectively, UNFPA needs to consider how to shift its strategic approach more overtly towards extended capacity enhancement for census use in many different sectors and levels of society.

UNPFA can certainly continue to play a role in targeted technical support for the main census implementation, but it is likely that fostering the long-term use of census and other statistical data is a stronger potential comparative advantage for the agency.

As noted throughout this case study report, the context of Palestine as an occupied state without full control over many aspects of its national sovereignty presents a multitude of complex political challenges for UNFPA. This is especially true in the Gaza Strip and East Jerusalem but also applies to large portions of the West Bank that remain under Israeli administrative control. While many issues pertain specifically to Palestine, several of them also apply more generally in other countries where there are post-conflict situations, institutional challenges or security issues that affect the dissemination and use of census. Keeping these factors in mind, UNPFA may wish to consider using some or all of the following approaches to address on-going challenges in ensuring census and/or statistics use:

- Identification of concrete strategies with benchmarks and indicators to enhance dissemination and further customized analysis of census data by the NSO and key public institutions.

- Formulation of improved partnerships and cooperation between UNFPA and other development partners, and between the NSO and Government ministries (as well as among ministries) regarding identification of concrete steps and methods for better census and statistical data dissemination.
- Identification of technical mechanisms for improved user friendly access to on-line information by statistics end-users both inside and outside Government, with a particular focus on opening up access of both census micro-data and, in the case of Palestine, additional analytical support for specialized data requests to ministries and institutions in the Gaza Strip.
- Creation of incentives and support systems for the central and local governments and their partners to create a demand-driven and accountable data culture that will empower line ministries and civil society institutions to become 'data drivers and enablers'.
- Enhanced, long-term approaches for support of sustained census and data use that go beyond activity-based approaches such as one-off or short-term training, towards design and implementation of a comprehensive, user-friendly national statistical strategy with full ownership of all national partners.

**Consideration 2. UNFPA should consider designing and introducing standardized analytical guidance for country offices to use in conducting detailed risk assessments in advance of the next census round, especially in countries with sensitive political, governance or security situations.**

In Palestine, given the very high likelihood of political and/or security events that could impinge on successful census completion (similar to the situation encountered with Gaza enumeration in 2007), UNFPA, the NSO, lead Palestinian Government stakeholders and key development partners should consider starting intensive advance risk assessment for the 2017 census as soon as possible.

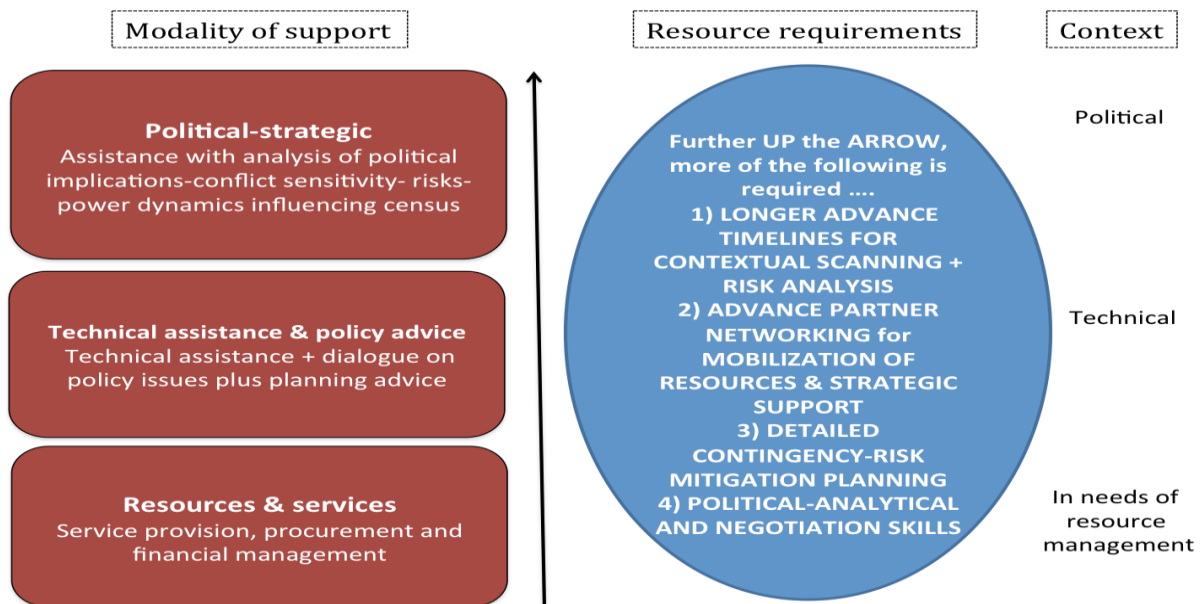
UNFPA was able to respond appropriately when faced with the shutdown of the 2007 census enumeration in Gaza and a potentially intractable situation was successfully averted through a combination of diplomacy and good timing. However, in future, any new situation of war, military incursions, political upheaval and/or local or national insecurity could potentially undermine the census conduct and outcome. Forward-looking, predictive planning with built-in alternative scenarios and response options would be extremely useful in enabling UNFPA and its partners to be well prepared for any eventuality. Similar to many countries where UNFPA (and the United Nations

system as a whole) faces post-conflict or humanitarian crises, the situation of Palestine demands extensive advance risk analysis as well as development of detailed risk mitigation strategies.

In many countries, including Palestine, UNPFA should consider viewing the census not just from a technical perspective but also carefully incorporate the political implications that arise from the technical and organisational decisions taken. Census support therefore needs assessment according to a continuum of assistance ranging from purely technical interventions on one end, to mainly strategic or political advice on the other. The more dominant the political dimensions of the census operation, the more advance planning is needed together with fostering partnership and strategic connections plus mobilization of appropriate resources (whether money or analytical skills). It is expected that this analytical framework will be elaborated more in the final evaluation report as a means of assisting UNFPA country offices to define, in advance, the best approach to take, as well as what expertise is required in the country office or available from global or regional sources. Figure 5 below provides an initial attempt at formalising this point.

Overall, it is not just the technical competencies of the census partners in Palestine, but also the monitoring of the political environment of the census, advance advocacy/positioning of the census, detailed risk-mitigation assessment and preparation of political support in close consultation with PCBS and other UN agencies that are likely to provide the best guarantees for successful census completion.

**Figure 6. Context, needs and response modalities**



**Consideration 3. UNFPA needs to consider ways to ensure on-going linkages with key United Nations, multilateral and bilateral partners for census support planning throughout the time period between censuses, otherwise there is a possible challenge of having to reactivate key funding and strategic partnerships without sufficient lead-time for the next census.**

The census operation is unique in that it takes place at ten-year intervals and therefore there is often a high turnover of key partners and their personnel in the intervening years. In Palestine, there was some continuity among partner development agencies both within and outside the United Nations system, but, not surprisingly, many of those interviewed had no direct knowledge of the 2007 census and did not know a great deal about what had taken place or what was required to ensure support for the next census.

A main observation of the evaluation team was that there was a high risk of loss of momentum between censuses because there was a lapse in strategic networking on the census by UNFPA. Given the small size of the Palestine country office and many pressing priorities, it would have been challenging to continue specific networking with all United Nations and bilateral agencies around preparations for the next census in several years time. On the other hand, it is very time-consuming to have to reactivate networks and connections with other agencies in order to seek out funding, technical resources and/or strategic inputs prior to the next census. This applies less for the UNCT because there are on-going connections around UNDAF implementation (which includes census and statistical support under one of its outcome areas). Nonetheless, there are ample opportunities and advantages for the stronger cultivation of discussions and working relationships around census support in general and in the case of the UNCT, as well. Where higher contextual risks exist for the census (as in Palestine), the more advance time is needed with all partners to assess risks and build collaborative ways of working.

The evaluation team learned of some potential creative opportunities for working with development partners in Palestine so that the 2017 census is placed on a sound footing. Many development partners expressed a strong interest in engaging in advance discussions about the next census and in beginning to foster networks to address funding shortfalls and potential risks. Both UNWRA and UNOCHA indicated an interest in seeking out ways to partner with UNFPA and PCBS to help implement the census in Gaza, using existing networks at the community level.

**Consideration 4. UNFPA should consider developing a knowledge inventory at the global level about strategic options for providing census support in ‘yellow quadrant’ countries (like Palestine) that are at a relatively advanced level of development (i.e. middle income status with high technical capacities), but that also face particular risks or challenges due to a combination of funding, political or security factors.**

The situation of Palestine during the 2007 census is an interesting example of how countries with relatively high levels of development can still face considerable political and resource challenges in the conduct of censuses. Even though Palestine falls within what UNPFA terms the yellow quadrant (e.g. moderate to high technical capacity combined with some ability to self-finance), there remain many risks and issues still requiring close monitoring and significant advance planning.

Despite being a middle-income country, Palestine continues to be in a transitional phase where frequent humanitarian crises, a lack of territorial control and national autonomy in areas under Israeli administration, and an inability to access major areas where many Palestinians reside in East Jerusalem persist. All these issues impinge on the census operation and require specialized attention and support both from the Palestinians and UNFPA. The UNFPA classification system for the modalities of support might not be sensitive enough when considering these mitigating factors. Although ‘yellow quadrant’ countries’ face declining core resources from UNFPA, countries like Palestine may require specialized infusions of support or strategic assistance, as evidenced by the special funding obtained from the office of the UNFPA executive director for the 2007 census.

Related to the above, UNPFA as a whole could benefit from much better knowledge management among headquarters and regional offices about strategies for census support in countries that face unique or sensitive challenges (such as Palestine), including an inventory of lessons, best practices and/or South-South cooperation opportunities that would apply in these situations.

**Consideration 5. UNFPA should consider conducting detailed institutional needs assessments with NSO partners as soon as possible prior to the 2020 census round to ensure that there is documented evidence of assets and gaps. This would enable joint identification of NSO technical needs prior to the next census, as well as identify appropriate strategies and benchmarks for enhancing broader managerial and organizational skills.**

As noted previously in this report, the lack of a formal institutional needs assessment for PCBS in advance of the 2007 census did not allow for proper joint identification and documentation of key capacity assets and gaps. This type of exercise is potentially important not simply to generate an inventory of gaps, but also to highlight what is already in place and create benchmarks or indicators for how to assess any capacity changes over time. As was clearly shown in the transition from lower to higher NSO technical abilities between the 1997 and 2007 censuses, intensive external technical assistance using an accompaniment model can have a huge impact in building sustainable institutional capacity. This transition from heavier to lighter support is in line with the recent business plans of UNFPA. However, UNPFA should consider ways to work with NSOs to jointly assess their organizational capacity to conduct censuses in an objective manner through a formal and documented institutional needs analysis.

# Annexes



## **Annex 1 List of documents consulted**

### **UNFPA Programmatic Documents**

- UNFPA, Country Programme Document for the State of Palestine, 2014-2017
- UNFPA, Country Programme Document for the State of Palestine, 2011-2013
- UNFPA, Country Programme Document for the State of Palestine, 2006-2011
- UNFPA, Country Programme Action Plan, 2011-2013
- UNFPA, Country Programme Action Plan, 2006-2009
- UNFPA, Annual Work Plans, 2006 – 2014
- UNFPA, Country Office Annual Reports, 2006-2014

### **Other United Nations and UNFPA Documents**

- UNDP, The National Strategies to Achieve the MDGs by 2015, 2012
- UNESCO, Country Programming Document for Palestine 2014-2017, 2014
- UNESCO, Gaza in 2020- A liveable place?, 2012
- UNICEF, The Situation of Palestinian Children in The Occupied Palestinian Territory, Jordan, Syria and Lebanon, 2010
- United Nations-Development Programme of Assistance to the Palestinian People, MDG Advancement in the Occupied Palestinian Territory, 2015
- UNRWA, Socio-Economic Development in the oPt, 2009
- UNRWA, West Bank & Gaza Strip Population Census 2007-Breifing Paper, 2010
- UNWOMEN, Gender in Education: From Access to Equality, 2013
- World Food Program WFP, Food and Agricultural Organization FAO & Palestinian Central Bureau of Statistics, Socio-Economic and Food Security Survey West Bank and Gaza Strip, occupied Palestinian Territory, 2011

### **Country Specific Documents**

- Aish A. & Abu Mahmoud D., Nursing Homes or Shelters, 2012; Institute of Community and Public Health, Birzeit University
- Alpha International for Research, Polling and Informatics, Palestinian Women's Work- A Study on Palestinians' Impressions and Perspectives Towards Women's Work in Palestine, 2009

Bickerton I.J. & Klausner C.L., *A Concise History of the Arab-Israeli Conflict*, Fourth Edition, Prentice Hall, 2002

Eguiguren, Rafael & Saadeh, Luna, *Protection in the occupied Palestinian territories, Local to Global Protection*, October 2014

Friedman T.L., *From Beirut to Jerusalem*, Anchor Books, 1995

Hourani A., *A History of the Arab Peoples*, Warner Books Edition, 1991

Hudson M.C., *The Transformation of Jerusalem 1917-1987*, *Jerusalem in History*, 2009

Jerusalem Media and Communication Center, *Political System (Palestinian)*, 2009

Jerusalem Media and Communication Center, *Political System (Palestinian)*, 2009

Jerusalem Media and Communication Center, *Political System (Palestinian)*, 2009

Juzoor Foundation for Health and Social Development, *Women's Health Surveillance Report: Towards a MultiDimensional Look at the Health of Palestinian Women*, 2010

Kallner, D. H., and Rosenau, E. "The Geographical Regions of Palestine." *Geographical Review*. 1st ed. Vol. 29. American Geographical Society, 1939

Ministry of Women Affairs, *The National Strategy to Combat Violence Against Women 2011-2019*, 2011

Morris B., *Righteous Victims*, Vintage Books, 2001

Optimum for Consultation and Training, *Impact Assessment Study of Micro-Credits on Palestinian Women*, 2009

Palestinian Central Bureau of Statistics & The Palestinian Ministry of Health, *International Day of Giving up Smoking (Word No Tobacco Day) on 31/5/2012*, Press Release, 2012

Palestinian Central Bureau of Statistics, *Millennium Development Indicators in Palestine, 1994-2010*, 2011

Palestinian Central Bureau of Statistics, *A Special Bulletin on the Palestinians On the Occasion of World Population Reaching 7 Billion*, 2011

Palestinian Central Bureau of statistics, *Annual Consumer Price Index Number and Percentage Change by Region for: 1996 - 2013*, 2015

Palestinian Central Bureau of Statistics, *Area, Population, and Population Density in Palestine by Governorate*, 2011

Palestinian Central Bureau of Statistics, Conditions of Vocational education and training graduates in the Palestinian labour market, 2009

Palestinian Central Bureau of Statistics, Disability Survey, 2011

Palestinian Central Bureau of Statistics, Geography and Climate Conditions, 2015

Palestinian Central Bureau of Statistics, Health Indicators, 2013

Palestinian Central Bureau of Statistics, Internal migration and belonging in the Palestinian territories, 2009

Palestinian Central Bureau of Statistics, Labour Statistics, 2015

Palestinian Central Bureau of Statistics, Main Indicators of 2013, 2015

Palestinian Central Bureau of Statistics, Millennium Development Indicators in Palestine 1994-2010, 2011

Palestinian Central Bureau of Statistics, Multiple Indicator Cluster Survey, 2014

Palestinian Central Bureau of Statistics, National Accounts at Current and Constant Prices, 2013

Palestinian Central Bureau of Statistics, Number of Schools by Region, Supervising Authority and School Gender 2013/2014

Palestinian Central Bureau of Statistics, On the Eve of International Youth Day, 12/8/2014, 2014

Palestinian Central Bureau of Statistics, On the eve of the International Population Day 11/07/2014, 2014

Palestinian Central Bureau of Statistics, Palestinian Children–Issues and Statistics Annual Report, 2012

Palestinian Central Bureau of Statistics, Palestinian Producer Price Index, 2014

Palestinian Central Bureau of Statistics, Palestinian Survey on Family Health 2006, 2007

Palestinian Central Bureau of Statistics, Palestinian Survey on Family Health 2010 (Unpublished data), 2011

Palestinian Central Bureau of Statistics, Palestinian Survey on Family Health 2010, 2011

Palestinian Central Bureau of Statistics, Palestinian Survey on Family Health 2010, 2011

Palestinian Central Bureau of Statistics, PCBS Population Statistics, 2015

Palestinian Central Bureau of Statistics, Percentage Distribution of Households in Palestine by Housing Density, Region and Type of Locality, 2012

Palestinian Central Bureau of Statistics, Percentage Distribution of Persons (15 Years and Over) by Educational Attainment, Region and Sex, 1995, 1997, 2000-2014

Palestinian Central Bureau of Statistics, Population, Housing and Establishment Census 2007, 2008

Palestinian Central Bureau of Statistics, Summary of Demographic Indicators in Palestine by Region, 2014

Palestinian Central Bureau of Statistics, The Risky Behaviour of Palestinians Working in Israel 2010, 2010

Palestinian Central Bureau of Statistics, Uneven development of economic and social indicators between the Palestinian governorates 1997-2007, 2009

Palestinian Ministry of Health, National Health Information System Summary Assessment, 2011

Palestinian Ministry of Health, National Health Strategy 2011-2013, 2011

Palestinian Ministry of Local Governance, Electoral Boundaries Guidelines, 2011

Palestinian Ministry of Planning and Development, National Development plan 2011-2013, 2011

Palestinian Ministry of Planning and Development, National Development Plan 2014-2016, 2014

Palestinian Ministry of Planning and Development, National Development Plan 2014-2016, 2014

Palestinian Ministry of Planning and Development, National Report on Progress in Implementing the Programme of Action of the 1994 International Conference on Population and Development (ICPD PoA), 2012

Palestinian Ministry of Social Affairs, Social Protection Strategy Sector, 2010

Palestinian Ministry of Women Affairs, Cross-Sectorial National Gender Strategy: Promoting Gender Equality and Equity 2011-2013, 2011

Palestinian National Authority, Palestinian Reform and Development Plan 2008 - 2010, 2008

Palestinian Women's Research & Documentation Center, Disability in Palestinian communities in Lebanon and Refugee Camps in the Palestinian Occupied Territory, 2011

Sabella A.R., Farraj W. A., Burbar M. & Qaimary D., Entrepreneurship and Economic Growth-In West Bank, Palestine, 2014

Save the Children, Indicators of the Rights of the Palestinian Child, 2012

Sayre E.A. & Al-Botmeh S., Youth Exclusion in the West Bank and Gaza Strip: The Impact of Social, Economic and Political Forces, 2009

Shlaim A., The Iron Wall, W.W. Norton & Co., 2001

Palestinian Initiative for Promotion of Global Dialogue and Democracy (MIFTAH), The MDG - ICPD (The Millennium Development Goals - International Conference on Population and Development) Palestine Report In Preparation for ICPD 2015, 2009

## Annex 2 List of people consulted

| Name                        | Position/Title and Organization                                                       |
|-----------------------------|---------------------------------------------------------------------------------------|
| <b>UNFPA Country Office</b> |                                                                                       |
| Abu Eiita, Osama            | National Programme Officer and Gaza Coordinator                                       |
| Abu Shanab, Rasha           | National Programme Officer - Monitoring and Evaluation and Population and Development |
| Alamii, Sima                | Youth Programme Officer                                                               |
| Alawi, Suzan                | Admin and Finance Associate                                                           |
| Al whaidi, Fatima           | Associate                                                                             |
| Asi, Sana                   | National Program Officer – Gender Program, Former PD Program                          |
| Bawalsa, Laura              | Personal Assistant to the Representative                                              |
| Chekir, Hafedh              | Former UNFPA Representative (2004-2008)                                               |
| Georgi, Barbara Piazza      | Former UNFPA Representative (2009-2012)                                               |
| Krishnaplan, Nishan         | Junior Professional Officer-Gender Program                                            |
| Malki, Mayyada              | Operations Manager                                                                    |
| Shaar, Ali                  | RH Programme Officer                                                                  |
| Thayer, Kelly               | Gender Based Violence-intern                                                          |
| Thomsen, Anders             | UNFPA Representative                                                                  |
| Yaish, Ziad                 | Assistant Representative                                                              |
| Zoubi, AbduAllah            | Former UNFPA Regional Advisor                                                         |
| <b>UN Agencies</b>          |                                                                                       |
| Audette, Meg                | Field Programme Support Officer-UNRWA                                                 |
| Baker, Laila                | Former UNFPA Assistant Representative and PD-UNRWA                                    |
| Fiorillo, Ciro              | Head of Office- FAO                                                                   |
| James, Kurian               | Field Program Support Officer-UNRWA                                                   |
| Khammash, Umayyah           | Chief of Health-UNRWA                                                                 |
| Kunugi, June                | Special Representative-UNICEF                                                         |

|                                               |                                                                  |
|-----------------------------------------------|------------------------------------------------------------------|
| Lahham, Salah                                 | Programme Officer (VAM)/ Deputy Head of PSU Unit-WFP             |
| Machl, Dr. Sabine                             | UN Women Special Representative-UNWOMEN                          |
| Macho, Maria                                  | Deputy Head of Office- OCHA                                      |
| Mauring, Frode                                | Special Representative-UNDP/PAPP                                 |
| Mushasha, Sufian                              | Senior Advisor and Head of Research and Advisory Team- UNDP/PAPP |
| Olafsdottir, Solrun                           | Monitoring and Evaluation and gender specialist-UNICEF           |
| Qaimary, Firas                                | GIS Associate at Information Management Unit-OCHA                |
| Turner, Laura                                 | Head of Programme Support Unit-WFP                               |
| Vaquier, Damien                               | Emergency Support Officer-UNRWA                                  |
| <b>Palestine Central Bureau of Statistics</b> |                                                                  |
| Abu Harb, Sufian                              | Director General of Information System & Computer-PCBS           |
| Abu-Khalid, Khalid                            | Director Social Statistics-PCBS                                  |
| Al-Ahmad, Omyana                              | Director Technical Operation Department, PHCD-PCBS               |
| Al-Saleh, Jawad                               | Director General of Population and Social Statistics-PCBS        |
| Al-Shaikh, Marwan                             | Director of User Services Department Gaza office-PCBS            |
| Awad, Ola                                     | President-PCBS                                                   |
| Hamdan, Ashref                                | Head, Division of Gender Statistics and Social Statistics-PCBS   |
| Hantouli, Khaled                              | Data Processing, ISD-PCBS                                        |
| Harb, Amjad                                   | Systems Development Department, ISD-PCBS                         |
| Najjar, Abdullah                              | Director General of General Census Directorate-PCBS              |
| Qahman, Mohammad                              | Director of Fieldwork and Survey Gaza office-PCBS                |
| Radwan, Khaldan                               | Director General of Gaza Office-PCBS                             |
| Saeed, Haleema                                | Director General International Relations-PCBS                    |
| Samarah, Raed                                 | Director General of Fieldwork and Surveys-PCBS                   |
| Tantish, Zahir                                | Director of Technical and Operations Department Gaza office-PCBS |

|                                                     |                                                                                               |
|-----------------------------------------------------|-----------------------------------------------------------------------------------------------|
| Obidi, Ihtisab                                      | Acting Director Cartography and GIS-PCBS                                                      |
| Zidan, Inaya                                        | Assistant for President of Social Affairs-PCBS                                                |
| <b>Government Ministries &amp; Local Government</b> |                                                                                               |
| Abbas, Ahmad                                        | Assistant Deputy- Ministry of Planning and Development                                        |
| Abed Arrahman, Azmi                                 | Acting Director General and Policy of Economic Sector-<br>Ministry of National Economy        |
| Al Sayegh, Issa                                     | Head of Urban Planning Division-Ramallah Municipality                                         |
| Al-Bitar, Riyad                                     | Director General of Social Protection Department-<br>Ministry of Social Affairs               |
| Alkhalele, Salam                                    | Head of Complaints Unit-Ministry of Labor                                                     |
| Arman, Nazih                                        | Head of Unit of Policies and Projects-Ministry of Labor                                       |
| Asi, Amin                                           | Acting General Director of Planning and Policy Unit-<br>Ministry of Women Affairs             |
| Attayah, Mahmoud                                    | Director General of the Social Sector- Ministry of<br>Planning and Administrative Development |
| Awad, Emad                                          | Head of Urban Department-Gaza Municipality                                                    |
| Bargouti, Thaer                                     | Manager of Youth Health Department- Higher Council of<br>Youth and Sports                     |
| Basalat, Nizar                                      | Acting General Director of Research and Planning-Higher<br>Council of Youth and Sports        |
| Bitar, Jawwad                                       | Director of the Health Information Center- Ministry of<br>Health                              |
| Dwaik, Safa'                                        | Director of GIS and IT department-Ramallah Municipality                                       |
| Fadalleh, Abdel Raheem                              | Deputy General Manager of Planning and Development-<br>Ministry of Social Affairs             |
| Halabi, Mohammad                                    | Director of International Cooperation Department-Gaza<br>Municipality                         |
| Hammad, Amal                                        | Head of Planning Division- Ministry of Education                                              |
| Howidy, Howidy                                      | Director of General of the Directorate General of<br>Information Technology-Gaza Municipality |
| Ibraheem, Dr. Yousef                                | Deputy Minister-Ministry of Social Affairs                                                    |
| Jadallah, Mahmoud                                   | Head of Research Department-Ministry of Local<br>Government                                   |
| Khalaf, Imad                                        | Head of Public Relation-Ministry of Social Affairs                                            |
| Khalifa, Dr. Ali                                    | Director General of Planning- Ministry of Education                                           |



|                               |                                                                                                                 |
|-------------------------------|-----------------------------------------------------------------------------------------------------------------|
| Mas'ad, Dr. Atef              | Director of the Health Information Center-Ministry of Health                                                    |
| Mousa, Waleed                 | Head of Studies and Projects Department-Ministry of Labor                                                       |
| Nasser, Mohammad              | Head of Higher Education Statistics Division- Ministry of Education                                             |
| Nofal, Osama                  | Director General of Sustainable Development-Ministry of Planning and Administrative Development                 |
| Qasim, Midhat                 | Deputy Director General of Planning- Ministry of Education                                                      |
| Rimawi, Mohammad              | Director General of School Health- Ministry of Education                                                        |
| Saleh, Ahmad                  | Director General of Spatial Planning- Ministry of Planning and Development                                      |
| Saleh, Ashraf                 | Director of Studies and Information Department-Ministry of Education                                            |
| Saleh, Rawan                  | Spatial Information System Department- Ministry of Local Governorate                                            |
| Sawalha, Ayman                | Programme Advisor- Ministry of Social Affairs                                                                   |
| Skaik, Subhi                  | Deputy Director General of Organization and Planning Department-Ministry of Local Government                    |
| Subuh, Ruba                   | Head of Planning and Building Division- Ramallah Directorate of Ministry of Local Government                    |
| Taher, Tawfiq                 | Director of Planning Department- Ministry of Education                                                          |
| Yousef, Rashad                | Manager of Statistic Department-Ministry of National Economy                                                    |
| Zaitawi, Manal                | Director of Population Unit of the Social Sector- Ministry of Planning and Development                          |
| <b>Para-Statal Agencies</b>   |                                                                                                                 |
| Abu Daghsh, Shaher            | Head of Electoral Data Management Section- Director of Field Operations Department-Central Elections Commission |
| Al-Shamali, Khader            | Director of Field Operations Department-Central Elections Commission                                            |
| Fawadleh, Issa                | Electoral Data Management Officer-Central Elections Commission                                                  |
| <b>International Agencies</b> |                                                                                                                 |
| Abdullah, Emaddedin           | Senior Advisor-Representation of Norway to the Palestinian Authority                                            |
| Eddin, Nur Nasser             | Local Economist-World Bank Group                                                                                |

|                          |                                                                                                             |
|--------------------------|-------------------------------------------------------------------------------------------------------------|
| Edeas, Tyseer            | USAID                                                                                                       |
| Gjerde, Tore             | Head of Development- Representation of Norway to the Palestinian Authority                                  |
| Klein, Bente             | Trainee-Representation of the Kingdom of the Netherlands to the Palestinian Authority                       |
| Mollema, Peter           | Head of Mission-Representation of the Kingdom of the Netherlands to the Palestinian Authority               |
| Niksic, Orhan            | Senior Economist-World Bank Group                                                                           |
| Raad, Tawfic             | Programme Manager-Australia, Ramallah                                                                       |
| <b>Civil Society</b>     |                                                                                                             |
| Abdullah, Sameer         | Director of Research-Palestinian Economic Policy Research Institute (MAS)                                   |
| Aweideh, Sama            | Director-Women's Studies Center                                                                             |
| Hantouli, Lamis          | Project Coordinator-The Palestinian Initiative for the Promotion of Global Dialogue and Democracy (MIFTAH)  |
| Kamal, Zahira            | Former Director-Palestinian Women's Center for Research and Documentation                                   |
| Yaghy, Najwa             | Project Manager-The Palestinian Initiative for the Promotion of Global Dialogue and Democracy (MIFTAH)      |
| <b>Academia</b>          |                                                                                                             |
| Abdel Majeed, Ayman      | Researcher and Coordinator of Survey Unit-Center for Development Studies, Birzeit University                |
| Abu-Rmeilleh, Dr. Niveen | Director- The Institute of Community and Public Health- Birzeit University                                  |
| Dahlan, Dr. Ahamd        | Professor of Demography and Population Studies-Azhar University, Gaza                                       |
| Eid, Dr. Naser           | Instructor, Agricultural Department- Aqsa University, Gaza                                                  |
| Giacaman, Dr. Rita       | Research and Program Development Coordinator - Institute of Community and Public Health, Birzeit University |
| Hamad, Dr. Bassam        | Project Coordinator for Masters of Public Health- Al-Quds University, Gaza                                  |
| Hamdan, Dr. Motasem      | Dean school Public Health Al-Quds University, West Bank                                                     |
| Kuttab, Dr. Ellen        | Women Studies Institute, Birzeit University                                                                 |
| Massad, Salwa            | Research Manager-The Palestinian National Institute of Public Health (WHO)                                  |

|                       |                                                                                                    |
|-----------------------|----------------------------------------------------------------------------------------------------|
| Rifai, Dr. Aisha      | Dean- Ramallah’s Educational Science Faculty and Women’s Training Center (UNRWA)/Expert Researcher |
| Salman, Dr. Rand      | Project Manager-The Palestinian National Institute of Public Health (WHO)                          |
| <b>Private Sector</b> |                                                                                                    |
| Awartani, Dr. Faisal  | Chief Executive Officer-Alpha International for Research, Polling and Informatics                  |
| Said, Dr. Nader       | Founder and President- Arab World for Research and Development (AWRAD)                             |
| <b>Media</b>          |                                                                                                    |
| Abu Kamish, Ibrahim   | Economic Journalist- Al-Hayat Newspaper                                                            |

### Annex 3 Atlas portfolio of interventions in Palestine 2005-2014

| Project         | Year | Project Title                   | Description of Activity      | Source of Funding | Core vs. Non-Core | Implementing Agency | Budget (USD) | Expenditure (USD) |            |
|-----------------|------|---------------------------------|------------------------------|-------------------|-------------------|---------------------|--------------|-------------------|------------|
| <b>PAL02P13</b> | 2006 | SNNSS                           | TECHNICAL SUPPORT            | PROGRAMMES4       | Core              | UNFPA               | \$0.00       | \$0.00            |            |
| <b>PAL00P02</b> | 2006 | Census Dissemination & Analysis | AUDIT                        | PROGRAMMES4       | Core              | UNFPA               | \$1,000.00   | \$1,000.00        |            |
| <b>PAL3P101</b> | 2006 | Data Utilization                | Support to Census Activities | PROGRAMMES4       | Core              | Government 1        | \$59,900.00  | \$66,428.31       |            |
|                 |      |                                 | Support to Census Activities |                   |                   | UNFPA               | \$2,525.00   | \$1,712.84        |            |
|                 |      |                                 | CST training                 |                   |                   |                     | \$1,000.00   | \$5,984.11        |            |
|                 |      |                                 | UNFPA Program Support        |                   |                   |                     | \$25,300.00  | \$22,550.78       |            |
|                 | 2007 |                                 | Support to Census Activities |                   |                   | Government 1        | \$203,510.00 | \$958,442.68      |            |
|                 |      |                                 | Media Event                  |                   |                   |                     | \$4,000.00   | \$0.00            |            |
|                 |      |                                 | Procurement and Printing     |                   |                   |                     | \$125,000.00 | \$0.00            |            |
|                 |      |                                 | Staff Support to Census      |                   |                   |                     | \$437,784.00 | \$0.00            |            |
|                 |      |                                 | transport for Census         |                   |                   |                     | \$11,065.00  | \$0.00            |            |
|                 |      |                                 | AUDIT                        |                   |                   |                     | UNFPA        | \$4,300.00        | \$2,984.10 |
|                 |      |                                 | Support to Census Activities |                   |                   |                     |              | \$13,525.00       | \$1,985.21 |

|  |      |                                |                              |                         |                    |              |              |              |
|--|------|--------------------------------|------------------------------|-------------------------|--------------------|--------------|--------------|--------------|
|  |      |                                | UNFPA Program Support        |                         |                    |              | \$63,000.00  | \$65,224.72  |
|  |      |                                | Support to Census Activities | Programme funds- others |                    | Government 1 | \$0.00       | \$399,990.70 |
|  |      | Staff Support to Census        |                              |                         | \$400,000.00       |              | \$0.00       |              |
|  |      | Support to Census Activities   |                              |                         | \$50,000.00        |              | \$49,870.80  |              |
|  |      | Support to Census Activities   | Australia                    | Non-Core                | \$0.00             |              | \$362,978.04 |              |
|  |      | ICFORUNFPA                     |                              |                         | \$0.00             | \$26,742.94  |              |              |
|  |      | INDIRECT COST UNFPA            |                              |                         | \$28,700.00        | \$0.00       |              |              |
|  |      | Procurement (AUA24)            |                              |                         | \$20,000.00        | \$0.00       |              |              |
|  |      | Staff Support to Census (AUA24 |                              |                         | \$390,000.00       | \$20,199.50  |              |              |
|  |      | ICFORUNFPA                     |                              |                         | UNFPA              | \$0.00       | \$2,601.00   |              |
|  |      | INDIRECT COST UNFPA            |                              |                         |                    | \$2,624.00   | \$0.00       |              |
|  |      | Procurement (AUA24)            |                              |                         |                    | \$37,200.00  | \$37,157.11  |              |
|  |      | Support to Census Activities   |                              |                         | Opec Fund          | Government 1 | \$0.00       | \$692,092.56 |
|  |      | ICFORUNFPA                     |                              |                         |                    |              | \$0.00       | \$65,991.39  |
|  |      | INDIRECT COST UNFPA            | \$65,421.00                  | \$0.00                  |                    |              |              |              |
|  |      | Staff Support to Census (OPA04 | \$748,916.00                 | \$241,891.05            |                    |              |              |              |
|  |      | Training of Super & FW (OPA04) | \$57,011.00                  | \$0.00                  |                    |              |              |              |
|  |      | Transport for Census (OPA04)   | \$128,652.00                 | \$0.00                  |                    |              |              |              |
|  |      | Staff Support to Census        | \$397,800.00                 | \$392,804.04            |                    |              |              |              |
|  | 2008 |                                | PROGRAMMES4                  | Core                    | UN POPULATION FUND | \$3,000.00   | \$694.25     |              |
|  |      | CST MISSION                    |                              |                         |                    | \$17,000.00  | \$8,015.00   |              |
|  |      | AUDIT                          |                              |                         |                    |              |              |              |

|              |  |  |                         |           |          |              |                       |              |
|--------------|--|--|-------------------------|-----------|----------|--------------|-----------------------|--------------|
|              |  |  | UNFPA PROGRAMME SUPPORT |           |          |              | \$85,000.00           | \$94,389.95  |
|              |  |  | UNFPA Program Support   |           |          |              | \$0.00                | \$719.70     |
|              |  |  |                         |           |          |              | \$0.00                | \$0.00       |
|              |  |  | Staff Support to Census | Australia | Non-Core | Government 1 | \$24,000.00           | \$24,000.00  |
|              |  |  | ICFORUNFPA              |           |          |              | \$1,680.00            | \$1,680.00   |
|              |  |  | Staff Support to Census | Opec Fund |          |              | \$467,289.00          | \$467,287.71 |
|              |  |  | ICFORUNFPA              |           |          | \$32,710.00  | \$32,710.14           |              |
| <b>Total</b> |  |  |                         |           |          |              | <b>\$4,048,128.63</b> |              |

#### Annex 4 Stakeholder map

| Type<br>Name of Stakeholder                                                                | Characteristics       | Interests                                                                                                                                                                                                                                                                                                   | Role                                       | Expectations                                                                                                                                                                                                 |
|--------------------------------------------------------------------------------------------|-----------------------|-------------------------------------------------------------------------------------------------------------------------------------------------------------------------------------------------------------------------------------------------------------------------------------------------------------|--------------------------------------------|--------------------------------------------------------------------------------------------------------------------------------------------------------------------------------------------------------------|
| <b>Stakeholders involved in the implementation of the ICPD and its relevant components</b> |                       |                                                                                                                                                                                                                                                                                                             |                                            |                                                                                                                                                                                                              |
| <b>Global Level</b>                                                                        |                       |                                                                                                                                                                                                                                                                                                             |                                            |                                                                                                                                                                                                              |
| <b>UN Agencies</b>                                                                         |                       |                                                                                                                                                                                                                                                                                                             |                                            |                                                                                                                                                                                                              |
| <b>UNFPA</b>                                                                               | Main Programme Agency | Support countries in their effort to conduct population and housing censuses according to international recommendations.<br>Support countries in using census results to draw evidence-based policies for effective national development planning, including sexual reproductive health and gender equality | Define strategy<br>Organize implementation | In all countries, census results are timely and reliable.<br>Census results are used to draw policies for effective national development planning, including sexual reproductive health and gender equality. |
| <b>Regional level</b>                                                                      |                       |                                                                                                                                                                                                                                                                                                             |                                            |                                                                                                                                                                                                              |
| <b>Regional bodies</b>                                                                     |                       |                                                                                                                                                                                                                                                                                                             |                                            |                                                                                                                                                                                                              |

| Type<br>Name of Stakeholder                 | Characteristics                                                                              | Interests                                                                                                                                                                                                                                                                                                                                                       | Role                                                               | Expectations |
|---------------------------------------------|----------------------------------------------------------------------------------------------|-----------------------------------------------------------------------------------------------------------------------------------------------------------------------------------------------------------------------------------------------------------------------------------------------------------------------------------------------------------------|--------------------------------------------------------------------|--------------|
| League of Arab States<br>(PAPFAM)           | PAPFAM is a Division of the League of Arab States dealing with health and health information | The major purpose of <i>PAPFAM</i> is to enable the Ministries of Health and other national health institutions in the Arab region to obtain a timely and integrated flow of reliable information suitable for formulating, implementing, monitoring and evaluating the family health and reproductive health policies and programs in a cost-effective manner. | Provided technical assistance to Palestinian family health surveys |              |
| <b>Regional UN agencies</b>                 |                                                                                              |                                                                                                                                                                                                                                                                                                                                                                 |                                                                    |              |
| UNFPA Arab States<br>Regional Office (ASRO) | Technical advisor                                                                            | Support population data generation and analysis and promote integration of population dynamics in national planning and policy formulation, provide technical advice to the national censuses                                                                                                                                                                   | Provided technical assistance for the 2007 census in Palestine     |              |



| Type<br>Name of Stakeholder                                            | Characteristics                                                                                              | Interests                                                               | Role                                                                                                            | Expectations                                                                                                           |
|------------------------------------------------------------------------|--------------------------------------------------------------------------------------------------------------|-------------------------------------------------------------------------|-----------------------------------------------------------------------------------------------------------------|------------------------------------------------------------------------------------------------------------------------|
|                                                                        |                                                                                                              | within international standards                                          |                                                                                                                 |                                                                                                                        |
| <b>Regional institutes</b>                                             |                                                                                                              |                                                                         |                                                                                                                 |                                                                                                                        |
| United Nations Economic and Social Commission for Western Asia (ESCWA) | Organised workshops and events on the organisation of censuses in the Region. Compiles data from the region. | Promote data disaggregation and utilization                             | Data dissemination for evidence based-policy making                                                             |                                                                                                                        |
| Arab Institute for Training and Statistical Research                   | Inter-governmental and non-profit organization for training and research in statistics.                      | Promote quality data generation and use in the Arab region              | Capacity development for Palestinian line ministries on population integration and data utilization in planning |                                                                                                                        |
| <b>Country level</b>                                                   |                                                                                                              |                                                                         |                                                                                                                 |                                                                                                                        |
| <b>Country UN agencies</b>                                             |                                                                                                              |                                                                         |                                                                                                                 |                                                                                                                        |
| UNFPA CO                                                               | Implementing agency<br>Payment of enumerators, district managers and supervisors,                            | Successful implementation of the programme<br>Contribute to UNFPA goals | Assess country's needs<br>Prepare support programme<br>Implement programme                                      | Census results are timely and reliable.<br>Census results are used to draw policies for effective national development |

| Type<br>Name of Stakeholder | Characteristics                                                                                                                      | Interests                                                                            | Role      | Expectations                                                        |
|-----------------------------|--------------------------------------------------------------------------------------------------------------------------------------|--------------------------------------------------------------------------------------|-----------|---------------------------------------------------------------------|
|                             | communication, building capacities                                                                                                   |                                                                                      |           | planning, including sexual reproductive health and gender equality. |
| UNWOMEN                     | Labelled as a user of data and promoter of disaggregated data use                                                                    | Sustained interest in disaggregated data for policy planning and programming         | Data user | Accurate census and statistical data for programme planning and M&E |
| UNICEF                      | Financed part of the census                                                                                                          | Sustained interest in disaggregated data for policy planning and programming         | Data user | As above                                                            |
| UNRWA                       | Use census data for planning provision of services for education, health care and social services to registered Palestinian refugees | Interest in disaggregated data on refugees in Palestine for planning and programming | Data user | As above                                                            |
| UNDP                        | Labelled as a user of data and promoter of disaggregated data use                                                                    | Sustained interest in disaggregated data for policy planning and programming         | Data user | As above                                                            |
| WFP                         | Labelled as a user of data and promoter of disaggregated data use                                                                    | Sustained interest in disaggregated data for policy planning and programming         | Data user | As above                                                            |

| Type<br>Name of Stakeholder                | Characteristics                                                                                                       | Interests                                                                                                                                         | Role                                                                                       | Expectations |
|--------------------------------------------|-----------------------------------------------------------------------------------------------------------------------|---------------------------------------------------------------------------------------------------------------------------------------------------|--------------------------------------------------------------------------------------------|--------------|
| FAO                                        | Labelled as a user of data and promoter of disaggregated data use                                                     | Sustained interest in disaggregated data for policy planning and programming                                                                      | Data user                                                                                  | As above     |
| OCHA                                       | Labelled as a user of data and promoter of disaggregated data use for vulnerable areas for humanitarian interventions | Sustained interest in disaggregated data for policy planning and humanitarian programming                                                         | Data user                                                                                  | As above     |
| <b>Multi-lateral cooperation</b>           |                                                                                                                       |                                                                                                                                                   |                                                                                            |              |
| World Bank, Jerusalem                      | Potential Donor. Did not support the census                                                                           | Involved in support for the national statistical system and poverty-related research as well as public sector reform. Has previously funded PCBS. | Data user and past-potential NSO funder, partner with UNFPA in coordination of NSO support |              |
| Australian cooperation, Al Bireh, Ramallah | Funded the census through UNFPA                                                                                       | Past-potential NSO funder for census and statistics?                                                                                              |                                                                                            |              |
| Norway, Jerusalem                          | Member of the core funding group                                                                                      | Implicated in long-term core NSO capacity support                                                                                                 |                                                                                            |              |
| Netherlands, El Bireh, Ramallah            | Member of the core funding group                                                                                      | As above                                                                                                                                          |                                                                                            |              |

| Type<br>Name of Stakeholder                   | Characteristics                                                                                                                                                                                                                                                              | Interests                                                         | Role                                              | Expectations                                         |
|-----------------------------------------------|------------------------------------------------------------------------------------------------------------------------------------------------------------------------------------------------------------------------------------------------------------------------------|-------------------------------------------------------------------|---------------------------------------------------|------------------------------------------------------|
| USAID, Jerusalem                              | Mentioned as a potential donor but seems not to have funded the census. This could be interesting to investigate.                                                                                                                                                            | As above                                                          |                                                   |                                                      |
| <b>Government bodies</b>                      |                                                                                                                                                                                                                                                                              |                                                                   |                                                   |                                                      |
| Palestine Central Bureau of Statistics (PCBS) | Implementing agency of the census                                                                                                                                                                                                                                            | Production of population data for policy planning and programming | Producers of data<br><br>Oversight and management | Making data available within international standards |
| PCBS- Public Relations                        | Advocacy on Census                                                                                                                                                                                                                                                           | As above                                                          | Managed the Media and advocacy campaigns          |                                                      |
| Data Users Services Division (PCBS)           | Provide access to statistical products and provides to data users population statistics, economic statistics and Area statistics. Public Use Files (PUF) is provided to many users including university scholars, researchers and Non-Government agencies and private sector | As above                                                          | Support public access to data                     |                                                      |

| Type<br>Name of Stakeholder                                                                 | Characteristics                                                      | Interests                                                                                                                                                                                                               | Role                                                                                                                                         | Expectations                              |
|---------------------------------------------------------------------------------------------|----------------------------------------------------------------------|-------------------------------------------------------------------------------------------------------------------------------------------------------------------------------------------------------------------------|----------------------------------------------------------------------------------------------------------------------------------------------|-------------------------------------------|
|                                                                                             | organizations at a reasonable price.<br>(PCBS project document 2005) |                                                                                                                                                                                                                         |                                                                                                                                              |                                           |
| PCBS other department<br>(communication, etc. questionnaire design, field supervisor, etc.) | Census implementation                                                |                                                                                                                                                                                                                         | Support design and implementation of census                                                                                                  |                                           |
| Ex PCBS Staff involved in Census                                                            | Census planning and implementation                                   |                                                                                                                                                                                                                         | Was the executive Director for 2007 census                                                                                                   |                                           |
| Ministry of Planning and Administrative Development (MoPAD)                                 | Promoters and users of data in national planning processes           | Sustained interest in disaggregated data for policy planning and programming                                                                                                                                            | Support national development planning                                                                                                        | Evidence based national development plans |
| Ministry of Health                                                                          | Health Information system<br>Providers of health statistics          | Utilization of census data<br>“descriptive findings and statistics ”                                                                                                                                                    | Use census to support health statistics and planning                                                                                         |                                           |
| Ministry of Local Government                                                                | Provides support and supervision of local Government units.          | Sustained interest in <ul style="list-style-type: none"> <li>• Localities and Community based data</li> <li>• Population, area, city, village, location...etc.</li> <li>• Registered and nonregistered lands</li> </ul> | Provide data on municipal areas to facilitate mapping and identifying enumeration areas<br>Facilitated implementation and provided logistics |                                           |

| Type<br>Name of Stakeholder        | Characteristics                                                                                                                                                                                  | Interests                                                                                                                                                                                                            | Role                                                                  | Expectations                                                                                                                                                                                           |
|------------------------------------|--------------------------------------------------------------------------------------------------------------------------------------------------------------------------------------------------|----------------------------------------------------------------------------------------------------------------------------------------------------------------------------------------------------------------------|-----------------------------------------------------------------------|--------------------------------------------------------------------------------------------------------------------------------------------------------------------------------------------------------|
| Ministry of Education (MoE)        |                                                                                                                                                                                                  | Sustainable interest in data regarding unemployment rates, level of education and health.                                                                                                                            | Data users<br>Facilitate implementation<br>Provides Logistics in Gaza |                                                                                                                                                                                                        |
| Ministry of National Economy       | To create an economic policy in cooperation with related ministries that contributes to the national welfare by creating a highly supportive enabling environment for private sector development | Utilization of census data to <ul style="list-style-type: none"> <li>• Measure future projections on household consumptions and expenditures</li> <li>• assess agreements</li> <li>• to assess the market</li> </ul> | Data users in policy making                                           | Classified establishments in regards to: <ul style="list-style-type: none"> <li>• Size (small, medium and large enterprises)</li> <li>• # of employees</li> <li>• Capital</li> <li>• Income</li> </ul> |
| Ministry of Social Affairs; MoSA   |                                                                                                                                                                                                  |                                                                                                                                                                                                                      | Data users in policy making                                           |                                                                                                                                                                                                        |
| Ministry of Women's Affairs ; MOWA | Policy making related to Women rights and studying the reality of women affairs in Palestine                                                                                                     | Continuous utilization of census data for policy making in regards to women rights as well as to developing the Gender Strategic Plan                                                                                | Data users in policy making                                           | Sustained interest in adding more gender based data                                                                                                                                                    |
| Ministry of Labor                  |                                                                                                                                                                                                  |                                                                                                                                                                                                                      | Data users in policies                                                |                                                                                                                                                                                                        |
| Higher Council on Youth and Sport  | Support youth                                                                                                                                                                                    | Sustained interest in data regarding youth                                                                                                                                                                           | Data users in planning and policy making                              |                                                                                                                                                                                                        |

| Type<br>Name of Stakeholder                                | Characteristics                                                                                                                              | Interests                                                                            | Role                                        | Expectations |
|------------------------------------------------------------|----------------------------------------------------------------------------------------------------------------------------------------------|--------------------------------------------------------------------------------------|---------------------------------------------|--------------|
| Ramallah Municipality                                      | Local Government and district planning                                                                                                       | Accurate-timely locality data                                                        | Data users for local planning               |              |
| Gaza Municipality                                          | As above                                                                                                                                     | As above                                                                             | Data users for local planning               |              |
| <b>Academia</b>                                            |                                                                                                                                              |                                                                                      |                                             |              |
| The Palestinian National Institute for Public Health (WHO) | New independent health research facility funded by WHO                                                                                       | Accurate, timely data available for technical-social research and advocacy purposes. | Data users for research and policy analysis |              |
| Azhar University (Gaza)                                    | ** Signed partnership agreement with PCBS<br>Further analysis and research for Master degree students<br>Analysis and Research by Professors | Accurate, timely data available for technical-social research and advocacy purposes. | Data users for research and policy analysis |              |
| Aqsa University(Gaza)                                      | Further analysis and research for Master degree students<br>Analysis and Research by Professors                                              | As above                                                                             | Data users for research and policy analysis |              |
| Al-Quds University (Gaza)                                  | Further analysis and research for Master degree students                                                                                     | As above                                                                             | Data users for research and policy analysis |              |

| Type<br>Name of Stakeholder                                              | Characteristics                                                                                    | Interests                    | Role                                                             | Expectations |
|--------------------------------------------------------------------------|----------------------------------------------------------------------------------------------------|------------------------------|------------------------------------------------------------------|--------------|
|                                                                          | Analysis and Research by Professors                                                                |                              |                                                                  |              |
| Birzeit University (West Bank)                                           | Further analysis and research for Master degree students<br>Analysis and Research by Professors    | As above                     | Data users for research and policy analysis                      |              |
| Al-Quds University (West Bank)                                           | Further analysis and research for Master degree students<br>Analysis and Research by Professors    | As above                     | Data users for research and policy analysis                      |              |
| Ramallah Educational Science Faculty and Women's Training Center (UNRWA) | Further analysis and research for Bachelors degree students<br>Analysis and Research by Professors | As above                     | Data users for research and policy analysis                      |              |
| <b>Civil society / Associations</b>                                      |                                                                                                    | Data utilization in research | Research and advocacy on women's rights                          |              |
| Palestinian Women's Centre for Research and Documentation (West Bank)    |                                                                                                    |                              | Data analysis and utilization for advocacy on policy formulation |              |
| Palestinian Economic Policy Research                                     | Research and Policy Dialogue                                                                       |                              | Data utilization and analysis in research                        |              |



| Type<br>Name of Stakeholder                                                                  | Characteristics                     | Interests                                                         | Role                                                                                 | Expectations                                                                                                                                                                                                          |
|----------------------------------------------------------------------------------------------|-------------------------------------|-------------------------------------------------------------------|--------------------------------------------------------------------------------------|-----------------------------------------------------------------------------------------------------------------------------------------------------------------------------------------------------------------------|
| Institute MASS (West Bank)                                                                   |                                     |                                                                   |                                                                                      |                                                                                                                                                                                                                       |
| Women Studies Center (West Bank)                                                             |                                     | Utilization of census data “descriptive findings and statistics “ | Data utilization and analysis in research                                            |                                                                                                                                                                                                                       |
| Palestinian Initiative for the Promotion of Global Dialogue and Democracy MIFTAH (West Bank) |                                     |                                                                   |                                                                                      |                                                                                                                                                                                                                       |
| Women’s Affairs Center (Gaza)                                                                |                                     | Utilization of census data “descriptive findings and statistics ” | CWLRC hosted the workshop to present the results of the VAW survey conducted in 2011 |                                                                                                                                                                                                                       |
| <b>Private Sector</b>                                                                        |                                     |                                                                   |                                                                                      |                                                                                                                                                                                                                       |
| Alpha International (West Bank)                                                              | Research Institute (private sector) |                                                                   | Data utilization and analysis in research                                            |                                                                                                                                                                                                                       |
| AWRAD ( West Bank)                                                                           | Research Institute (private sector) | Utilization of census data “descriptive findings and statistics ” |                                                                                      | There is a need for more informative and detailed data on women's issues and to provide statistics on topics of early marriage and violence against women. Many university students request this information from the |

| Type<br>Name of Stakeholder        | Characteristics                                                                                                                                                                                                                                                                                            | Interests                                                   | Role                                                                                 | Expectations                                           |
|------------------------------------|------------------------------------------------------------------------------------------------------------------------------------------------------------------------------------------------------------------------------------------------------------------------------------------------------------|-------------------------------------------------------------|--------------------------------------------------------------------------------------|--------------------------------------------------------|
|                                    |                                                                                                                                                                                                                                                                                                            |                                                             |                                                                                      | centre as they cant find updated information from PCBS |
| <b>National committees</b>         |                                                                                                                                                                                                                                                                                                            |                                                             |                                                                                      |                                                        |
| National Committee for Census      | Deputy ministries involved in planning and implementation of census chaired by the president of PCBS                                                                                                                                                                                                       | Accurate, timely census adhering to international standards | Support planning the census, identifying needs and support implementation            |                                                        |
| National MDG Steering Committee    | n/a                                                                                                                                                                                                                                                                                                        | Accurate, timely data to monitor progress towards MDGs      | Oversee-advise on MDG indicators and reports                                         |                                                        |
| National Population committee, NPC | It functions as an advisory body composed of academics, researchers and experts from civil society, PCBS and selected line ministries to promote policy dialogue and population advocacy activities. (from CPAP 2011-2013)<br>Academics, researchers and experts from the civil society, PCBS and selected |                                                             | Advocate for population issues to support national policy formulation and strategies |                                                        |

| Type<br>Name of Stakeholder | Characteristics                                                                                     | Interests                                            | Role                   | Expectations |
|-----------------------------|-----------------------------------------------------------------------------------------------------|------------------------------------------------------|------------------------|--------------|
|                             | ministries and as a supportive network to keep discussions over population issues alive and vibrant |                                                      |                        |              |
| Electoral commission        | Independent election planning and oversight                                                         | Accurate locality data to define electoral districts | Use data for elections |              |

**Annex 5 Evaluation matrix**

| EQ1. To what extent was UNFPA support aligned with partner Government priorities and to national, regional and global needs on availability of data on the one hand, and UNFPA policies and strategies on the other? |                                                                                                                                                                                                                                                                                                                                                                                                                                                                                                                                                                                                                                                   |                                                                                                                                                                                                                                                                                                                                                                                                                                                                                                                                                                                                                            | <i>Relevance</i>                                                                                                                                                                                |
|----------------------------------------------------------------------------------------------------------------------------------------------------------------------------------------------------------------------|---------------------------------------------------------------------------------------------------------------------------------------------------------------------------------------------------------------------------------------------------------------------------------------------------------------------------------------------------------------------------------------------------------------------------------------------------------------------------------------------------------------------------------------------------------------------------------------------------------------------------------------------------|----------------------------------------------------------------------------------------------------------------------------------------------------------------------------------------------------------------------------------------------------------------------------------------------------------------------------------------------------------------------------------------------------------------------------------------------------------------------------------------------------------------------------------------------------------------------------------------------------------------------------|-------------------------------------------------------------------------------------------------------------------------------------------------------------------------------------------------|
| Assumptions to be assessed                                                                                                                                                                                           | Indicators                                                                                                                                                                                                                                                                                                                                                                                                                                                                                                                                                                                                                                        | Sources of information                                                                                                                                                                                                                                                                                                                                                                                                                                                                                                                                                                                                     | Methods and tools for data collection                                                                                                                                                           |
| <p>A1.1 UNFPA support is aligned with <b>partner Government priorities</b> on availability of statistical data</p>                                                                                                   | <p>IND 1.1.1 Evidence that UNFPA conducted (or not) an accurate identification of needs (needs assessment) concerning data on population dynamics, age and gender structure and human rights and equality issues.</p> <p>IND 1.1.2 Evidence that UNFPA support corresponds to/matches (or not) the needs for availability of data as perceived by Government officials (central and local Government level)</p> <p>IND 1.1.3 Evidence that UNFPA support corresponds/matches the needs for availability of data as set forth in national strategic planning documents such as the National Strategy for the Development of Statistics (NSDS).</p> | <ul style="list-style-type: none"> <li>• National strategic planning documents (National development plans, Line Ministries' plans)</li> <li>• National Strategies for the Development of Statistics</li> <li>• Sector statistics plans at national level (for agriculture, education, health, etc.)</li> <li>• Census law and Census project document</li> <li>• Other relevant reports such as the Human Development Report, MDGs Progress Reports</li> <li>• UNFPA strategic and policy frameworks</li> <li>• UNFPA Country Programme Documents (CPD)</li> <li>• UNFPA Country Programme Action Plans (CPAP)</li> </ul> | <ul style="list-style-type: none"> <li>• Study of documentation</li> <li>• Semi-structured interviews</li> <li>• Group discussions</li> <li>• Focus groups</li> <li>• Online surveys</li> </ul> |

|                                                                                                                                                                |                                                                                                                                                                                                                                                                                                                                                                                                                                                                             |                                                                                                                                                                                                                                                                                                                                                                                                                                                                                                                                                                                                                                                        |                                                                                                                                                                                                                                              |
|----------------------------------------------------------------------------------------------------------------------------------------------------------------|-----------------------------------------------------------------------------------------------------------------------------------------------------------------------------------------------------------------------------------------------------------------------------------------------------------------------------------------------------------------------------------------------------------------------------------------------------------------------------|--------------------------------------------------------------------------------------------------------------------------------------------------------------------------------------------------------------------------------------------------------------------------------------------------------------------------------------------------------------------------------------------------------------------------------------------------------------------------------------------------------------------------------------------------------------------------------------------------------------------------------------------------------|----------------------------------------------------------------------------------------------------------------------------------------------------------------------------------------------------------------------------------------------|
|                                                                                                                                                                |                                                                                                                                                                                                                                                                                                                                                                                                                                                                             | <ul style="list-style-type: none"> <li>• Annual Work Plans (AWP)</li> <li>• Staff of National Statistical Offices</li> <li>• Staff of line ministries</li> <li>• Staff at Presidential Offices</li> <li>• Local Government staff</li> <li>• UNFPA national, regional and central level staff</li> </ul>                                                                                                                                                                                                                                                                                                                                                |                                                                                                                                                                                                                                              |
| <p>A1.2 UNFPA support is aligned with <b>national, regional and global needs</b> on availability of statistical data (besides and beyond Government needs)</p> | <p>IND 1.2.1 Evidence that UNFPA support corresponds to the needs on availability of data as perceived by non-Government actors (e.g. NGOs, academia, private sector).</p> <p>IND 1.2.2 Evidence that UNFPA support corresponds to the needs on availability of statistical data as stated in non-Government related documents.</p> <p>IND 1.2.3 Evidence that UNFPA support corresponds to the needs on availability of statistical data at regional and global level.</p> | <ul style="list-style-type: none"> <li>• UNFPA strategic and policy frameworks</li> <li>• UNFPA Country Programme Documents (CPD)</li> <li>• UNFPA Country Programme Action Plans (CPAP)</li> <li>• Census project document</li> <li>• Social networks, blogs, forums (Internet)</li> <li>• UN Agencies (at national, regional and global level)</li> <li>• UNFPA country, regional and headquarter offices</li> <li>• Regional associations</li> <li>• Civil society organizations</li> <li>• Private sector</li> <li>• Local communities</li> <li>• Media (national and local)</li> <li>• Donors (at national, regional and global level)</li> </ul> | <ul style="list-style-type: none"> <li>• Study of documentation</li> <li>• Semi-structured interviews</li> <li>• Group discussions</li> <li>• Focus groups</li> <li>• Cybermetric data collection</li> <li>• Country case studies</li> </ul> |

|                                                                         |                                                                                                                                                                                                                                      |                                                                                                                                                                                                                |                                                                                                                                     |
|-------------------------------------------------------------------------|--------------------------------------------------------------------------------------------------------------------------------------------------------------------------------------------------------------------------------------|----------------------------------------------------------------------------------------------------------------------------------------------------------------------------------------------------------------|-------------------------------------------------------------------------------------------------------------------------------------|
|                                                                         |                                                                                                                                                                                                                                      | <ul style="list-style-type: none"> <li>• Academia and research institutions</li> </ul>                                                                                                                         |                                                                                                                                     |
| A1.3 UNFPA support is aligned with <b>UNFPA policies</b> and strategies | IND 1.3.1 Share of programme countries analysed where UNFPA support is in keeping with the programmatic stipulations and principles set forth in UNFPA policies and strategies (UNFPA Strategic Plans for the period, CPD and CPAP). | <ul style="list-style-type: none"> <li>• UNFPA Country Programme Documents (CPD)</li> <li>• UNFPA Country Programme Action Plans (CPAP)</li> <li>• UNFPA national, regional and central level staff</li> </ul> | <ul style="list-style-type: none"> <li>• Study of documentation</li> <li>• Semi-structured interviews; Group discussions</li> </ul> |

**EQ2. To what extent has UNFPA support enhanced the capacity of National Statistical Offices (NSO) to enable the production and availability of quality census data? To what extent is this enhanced capacity sustainable?**

|                                                                                                                                                                                                                      |                                                                                                                                                                                                                                                                                                                                                                                               |                                                                                                                                                                                                                                                                                                                                                                           | <i>Effectiveness &amp; Sustainability</i>                                                                                                                               |
|----------------------------------------------------------------------------------------------------------------------------------------------------------------------------------------------------------------------|-----------------------------------------------------------------------------------------------------------------------------------------------------------------------------------------------------------------------------------------------------------------------------------------------------------------------------------------------------------------------------------------------|---------------------------------------------------------------------------------------------------------------------------------------------------------------------------------------------------------------------------------------------------------------------------------------------------------------------------------------------------------------------------|-------------------------------------------------------------------------------------------------------------------------------------------------------------------------|
| <b>Assumptions to be assessed</b>                                                                                                                                                                                    | <b>Indicators</b>                                                                                                                                                                                                                                                                                                                                                                             | <b>Sources of information</b>                                                                                                                                                                                                                                                                                                                                             | <b>Methods and tools for data collection</b>                                                                                                                            |
| A2.1 The UNFPA support effectively contributed to generate an <b>enabling environment</b> for the conduction of the census operation.<br><i>(Note: enabling environment for the census refers to the determining</i> | <p>IND 2.1.1 Evidence that the support provided by UNFPA to contribute to generating an enabling environment for the census was appropriate and of good quality.</p> <p>IND 2.1.2 Evidence of cases in which UNFPA support to an enabling environment for the conduction of the census was successful (or unsuccessful) differentiating between cases where UNFPA advice and guidance was</p> | <ul style="list-style-type: none"> <li>• International standards for censuses (UNSD)</li> <li>• Media sources (newspapers,</li> <li>• Staff of National Statistical Offices</li> <li>• Staff of line ministries</li> <li>• Staff at Presidential Offices</li> <li>• Local Government staff</li> <li>• Civil society organizations</li> <li>• Local communities</li> </ul> | <ul style="list-style-type: none"> <li>• Study of documentation (specially media records)</li> <li>• Semi-structured interviews</li> <li>• Group discussions</li> </ul> |

|                                                                                                                                                                                                                                                                                                                                          |                                                                                                                                                                                                                                                                                                                                                                                                                                                                       |                                                                                                                                                                                                                                                                                                                                                                                                                                                                                                  |                                                                                                                                                                                                 |
|------------------------------------------------------------------------------------------------------------------------------------------------------------------------------------------------------------------------------------------------------------------------------------------------------------------------------------------|-----------------------------------------------------------------------------------------------------------------------------------------------------------------------------------------------------------------------------------------------------------------------------------------------------------------------------------------------------------------------------------------------------------------------------------------------------------------------|--------------------------------------------------------------------------------------------------------------------------------------------------------------------------------------------------------------------------------------------------------------------------------------------------------------------------------------------------------------------------------------------------------------------------------------------------------------------------------------------------|-------------------------------------------------------------------------------------------------------------------------------------------------------------------------------------------------|
| <p><i>factors that enable a census to be implemented smoothly and in a way that it is credible and produces good quality data e.g. to help positioning the census in the political agenda, to mobilize resources to fund the census operation, to put in place rules and regulations according to international standards, etc.)</i></p> | <p>followed (or not followed) resulting (or not) in contributions to the enabling environment (including an assessment of the consequences and the possible reasons why).</p> <p><i>(Note: successful contributions to the enabling environment are associated to having had a positive influence in making the census process more open, transparent and /or in having increased awareness or having convinced key stakeholders at political level)</i></p>          | <ul style="list-style-type: none"> <li>• UNFPA national, regional and central level staff</li> <li>• National planning agencies</li> <li>• Donors and international organizations working with the NSO or using their data and services</li> </ul>                                                                                                                                                                                                                                               | <ul style="list-style-type: none"> <li>• Focus groups</li> <li>• Online surveys</li> </ul>                                                                                                      |
| <p><b>A2.2 UNFPA effectively supported the capacity</b> of the NSO for the production and availability of quality census data in the 2010 census round.</p>                                                                                                                                                                              | <p>IND 2.2.1 Evidence that UNFPA supported the alignment of the census methodology with international standards on census taking, including in terms of topics to cover.</p> <p>IND 2.2.2 Quality and appropriateness of UNFPA advice and technical support (from census production to dissemination) provided to NSO.</p> <p>IND 2.2.3 Cases in which the National Statistical Authorities followed (or not) UNFPA advice and technical support guidance and the</p> | <ul style="list-style-type: none"> <li>• Annual Work Plans (AWP)</li> <li>• CPAP and CPD</li> <li>• International standards for censuses (UNSD)</li> <li>• Staff of National Statistical Offices</li> <li>• Staff of line ministries</li> <li>• Staff at Presidential Offices</li> <li>• Local Government staff</li> <li>• Civil society organizations</li> <li>• Local communities</li> <li>• UNFPA national, regional and central level staff</li> <li>• National planning agencies</li> </ul> | <ul style="list-style-type: none"> <li>• Study of documentation</li> <li>• Semi-structured interviews</li> <li>• Group discussions</li> <li>• Focus groups</li> <li>• Online surveys</li> </ul> |

|                                                                                                                                                                                                          |                                                                                                                                                                                                                                                                                                                                                                                                                                                                                                                                                                                                                                                                                                                                                                                                 |                                                                                                                                                                                                                                                                                                                                                                                                                                                                                                                                                     |                                                                                                                                                                                                 |
|----------------------------------------------------------------------------------------------------------------------------------------------------------------------------------------------------------|-------------------------------------------------------------------------------------------------------------------------------------------------------------------------------------------------------------------------------------------------------------------------------------------------------------------------------------------------------------------------------------------------------------------------------------------------------------------------------------------------------------------------------------------------------------------------------------------------------------------------------------------------------------------------------------------------------------------------------------------------------------------------------------------------|-----------------------------------------------------------------------------------------------------------------------------------------------------------------------------------------------------------------------------------------------------------------------------------------------------------------------------------------------------------------------------------------------------------------------------------------------------------------------------------------------------------------------------------------------------|-------------------------------------------------------------------------------------------------------------------------------------------------------------------------------------------------|
|                                                                                                                                                                                                          | <p>consequences of doing (or not doing) so, as well as the reasons why.</p> <p>IND 2.2.4 The managerial and technical staff of the NSO considers that UNFPA support was useful and provides evidences of how effective it was in assisting the census from production to availability of data.</p>                                                                                                                                                                                                                                                                                                                                                                                                                                                                                              | <ul style="list-style-type: none"> <li>• Donors and international organizations working with the NSO or using their data and services</li> </ul>                                                                                                                                                                                                                                                                                                                                                                                                    |                                                                                                                                                                                                 |
| <p>A2.3 The increases in capacity generated through UNFPA support were <b>sustainable</b> (they endured beyond the supported intervention) and NSO staff has the capacity to prepare the 2010 round.</p> | <p>IND 2.3.1 Evidence of staff who benefited from UNFPA support (training, advice, technical assistance) having left the institution between the time of the support and the time of the evaluation (staff turnover/ retention rates).</p> <p>IND 2.3.2 Evidence of cases in which technical assistance consisted in a consultant doing the job, and cases where the consultant assisted national staff to do it themselves in a learning-by-doing manner resulting in capacity being built i.e. resulting in an effective transfer of skills to NSO staff.</p> <p>IND 2.3.3 Evidence of (or lack of it) current NSO staff having and using the knowledge and skills transferred in other statistical operations/exercises and/or in the planning and preparation of the next census round.</p> | <ul style="list-style-type: none"> <li>• List of field staff</li> <li>• Census operation reports</li> <li>• Data collection procedures</li> <li>• Communication plan and material</li> <li>• Data processing procedures</li> <li>• Staff of National Statistical Offices</li> <li>• Staff of line ministries</li> <li>• Staff at Presidential Offices</li> <li>• Local Government staff</li> <li>• Civil society organizations</li> <li>• Local communities</li> <li>• Media</li> <li>• UNFPA national, regional and central level staff</li> </ul> | <ul style="list-style-type: none"> <li>• Study of documentation</li> <li>• Semi-structured interviews</li> <li>• Group discussions</li> <li>• Focus groups</li> <li>• Online surveys</li> </ul> |



|                                                                                                                                                                                                                                                                                                                                     |                                                                                                                                                                                                                                                                                                                                                                                                                                                                                       |                                                                                                                                                                                                                                                                                                                                                                                                                                                                                                            |                                                                                                                                                                                                 |
|-------------------------------------------------------------------------------------------------------------------------------------------------------------------------------------------------------------------------------------------------------------------------------------------------------------------------------------|---------------------------------------------------------------------------------------------------------------------------------------------------------------------------------------------------------------------------------------------------------------------------------------------------------------------------------------------------------------------------------------------------------------------------------------------------------------------------------------|------------------------------------------------------------------------------------------------------------------------------------------------------------------------------------------------------------------------------------------------------------------------------------------------------------------------------------------------------------------------------------------------------------------------------------------------------------------------------------------------------------|-------------------------------------------------------------------------------------------------------------------------------------------------------------------------------------------------|
|                                                                                                                                                                                                                                                                                                                                     | <p>IND 2.3.4 Evidence that operational/administrative manuals embedding the knowledge transferred were (or not) produced (including lessons learnt from the census) as well as evidence on whether they are being used/applied.</p> <p>IND 2.3.5 Evidence that NSO staff who benefited from UNFPA support (training sessions, advice, technical assistance) have retained the key concepts and/or have used/applied the transferred knowledge to other surveys beyond the census.</p> |                                                                                                                                                                                                                                                                                                                                                                                                                                                                                                            |                                                                                                                                                                                                 |
| <p>A2.4 UNFPA provided <b>models of support</b> that fitted the variety of country contexts effectively in terms of enhancing the capacity of NSO.</p> <p><i>(Note: Model of support is defined by the combination of typology of interventions i.e. policy dialogue, advocacy, technical assistance, capacity development,</i></p> | <p>IND 2.4.1 Evidence of cases in which the model of support is considered adequate by relevant stakeholders (NSO and users of statistical data), as well as evidence of cases where the model of support was considered inadequate / ineffective and the reasons why.</p>                                                                                                                                                                                                            | <ul style="list-style-type: none"> <li>• Annual Work Plans (AWP)</li> <li>• CPAP and CPD</li> <li>• Staff of National Statistical Offices</li> <li>• Staff of line ministries</li> <li>• Staff at Presidential Offices</li> <li>• Local Government staff</li> <li>• Civil society organizations</li> <li>• Local communities</li> <li>• UNFPA national, regional and central level staff</li> <li>• National planning agency</li> <li>• Donors and international organizations working with the</li> </ul> | <ul style="list-style-type: none"> <li>• Study of documentation</li> <li>• Semi-structured interviews</li> <li>• Group discussions</li> <li>• Focus groups</li> <li>• Online surveys</li> </ul> |

|                                                                                                                                                                                                                                                                                                                                                                                                                              |                                                                                                                                                                                                                                                                                                                                                                                                                                                                                                                                             |                                                                                                                                                                                                                                                                                                                                                                                                                                                                                                                                   |                                                                                                                                                                                                 |
|------------------------------------------------------------------------------------------------------------------------------------------------------------------------------------------------------------------------------------------------------------------------------------------------------------------------------------------------------------------------------------------------------------------------------|---------------------------------------------------------------------------------------------------------------------------------------------------------------------------------------------------------------------------------------------------------------------------------------------------------------------------------------------------------------------------------------------------------------------------------------------------------------------------------------------------------------------------------------------|-----------------------------------------------------------------------------------------------------------------------------------------------------------------------------------------------------------------------------------------------------------------------------------------------------------------------------------------------------------------------------------------------------------------------------------------------------------------------------------------------------------------------------------|-------------------------------------------------------------------------------------------------------------------------------------------------------------------------------------------------|
| <p><i>financial support, south-south cooperation etc. as well as the delivery mechanisms e.g. embedded CTA, short-term consultants, administration of census funds, etc.)</i></p>                                                                                                                                                                                                                                            |                                                                                                                                                                                                                                                                                                                                                                                                                                                                                                                                             | <p>NSO or using their data and services</p>                                                                                                                                                                                                                                                                                                                                                                                                                                                                                       |                                                                                                                                                                                                 |
| <p>A2.5 UNFPA supported the NSO capacity in the <b>use of new technologies</b> in both a sustainable manner and in a way that improved the quality of the census, and took account of the country's absorption capacity to make use of such technologies.</p> <p><i>(Note: new technologies include, for example, geographic information systems, handheld devices for data collection, scanning technologies, etc.)</i></p> | <p>IND 2.5.1 Evidence that UNFPA duly assessed the counterpart's knowledge, absorption capacity and perception of new technologies, by means a capacity/needs assessment for example.</p> <p>IND 2.5.2 Evidence that UNFPA supported/advocated for an appropriate use of new technologies in the census (if advice was not adopted by NSO, assessment of reasons why and implications).</p> <p>IND 2.5.3 Evidence that the new technologies supported by UNFPA are still in use at the NSO for statistical operations (sustainability).</p> | <ul style="list-style-type: none"> <li>• Census project documents</li> <li>• Census reports (implementation reports)</li> <li>• Media statements / news</li> <li>• Minutes of coordination meetings</li> <li>• Staff of National Statistical Offices</li> <li>• Staff of line ministries</li> <li>• Local Government staff</li> <li>• Civil society organizations and academia (when they receive direct support)</li> <li>• UN agencies</li> <li>• Donors</li> <li>• UNFPA national, regional and central level staff</li> </ul> | <ul style="list-style-type: none"> <li>• Semi-structured interviews</li> <li>• Group discussions</li> <li>• Focus groups</li> <li>• Online surveys</li> <li>• Study of documentation</li> </ul> |

| EQ3. To what extent have UNFPA-supported interventions contributed (or are likely to contribute) to a <b>sustained increase in the use</b> of population and housing census and other relevant demographic and socio-economic data in the evidence-based development of plans, programmes and policies related to UNFPA mandate at national and decentralized levels?                                                                               |                                                                                                                                                                                                                                                                                                                                                                                                                                                                                                                                                                                        |                                                                                                                                                                                                                                                                                                                                                                                                                                                                                                                                                                                     | Effectiveness and sustainability                                                                                                                                                                                          |
|-----------------------------------------------------------------------------------------------------------------------------------------------------------------------------------------------------------------------------------------------------------------------------------------------------------------------------------------------------------------------------------------------------------------------------------------------------|----------------------------------------------------------------------------------------------------------------------------------------------------------------------------------------------------------------------------------------------------------------------------------------------------------------------------------------------------------------------------------------------------------------------------------------------------------------------------------------------------------------------------------------------------------------------------------------|-------------------------------------------------------------------------------------------------------------------------------------------------------------------------------------------------------------------------------------------------------------------------------------------------------------------------------------------------------------------------------------------------------------------------------------------------------------------------------------------------------------------------------------------------------------------------------------|---------------------------------------------------------------------------------------------------------------------------------------------------------------------------------------------------------------------------|
| Assumptions to be assessed                                                                                                                                                                                                                                                                                                                                                                                                                          | Indicators                                                                                                                                                                                                                                                                                                                                                                                                                                                                                                                                                                             | Sources of information                                                                                                                                                                                                                                                                                                                                                                                                                                                                                                                                                              | Methods and tools for data collection                                                                                                                                                                                     |
| <p>A3.1 The UNFPA support effectively contributed to generate an <b>enabling environment</b> for the use of data.</p> <p><i>(Note: enabling environment for the use of data refers to the determining factors that enable census and other relevant data to be used for the evidence-based development of plans, programmes and policies e.g. raising awareness, convincing actors to do so, positioning the use of data for evidence-based</i></p> | <p>IND 3.1.1 Evidence that the support provided by UNFPA to contribute to generating an enabling environment for the use of census and other relevant data was appropriate and of good quality.</p> <p>IND 3.1.2 Evidence of cases in which UNFPA support to an enabling environment for the use of data was successful (or unsuccessful) differentiating between cases where UNFPA advice and guidance was followed (or not followed) resulting (or not) in contributions to the enabling environment (including an assessment of the consequences and the possible reasons why).</p> | <ul style="list-style-type: none"> <li>• International standards for censuses (UNSD)</li> <li>• Media sources (newspapers,</li> <li>• Staff of National Statistical Offices</li> <li>• Staff of line ministries</li> <li>• Staff at Presidential Offices</li> <li>• Local Government staff</li> <li>• Civil society organizations</li> <li>• Local communities</li> <li>• UNFPA national, regional and central level staff</li> <li>• National planning agencies</li> <li>• Donors and international organizations working with the NSO or using their data and services</li> </ul> | <ul style="list-style-type: none"> <li>• Study of documentation (specially media records)</li> <li>• Semi-structured interviews</li> <li>• Group discussions</li> <li>• Focus groups</li> <li>• Online surveys</li> </ul> |

|                                                                                                                                                                                                                                                                                            |                                                                                                                                                                                                                                                                                                                                                                                                                                                                                          |                                                                                                                                                                                                                                                                                                                                                                                                                                                                                                                                                                                                                                                                                                               |                                                                                                                                                                                                                                        |
|--------------------------------------------------------------------------------------------------------------------------------------------------------------------------------------------------------------------------------------------------------------------------------------------|------------------------------------------------------------------------------------------------------------------------------------------------------------------------------------------------------------------------------------------------------------------------------------------------------------------------------------------------------------------------------------------------------------------------------------------------------------------------------------------|---------------------------------------------------------------------------------------------------------------------------------------------------------------------------------------------------------------------------------------------------------------------------------------------------------------------------------------------------------------------------------------------------------------------------------------------------------------------------------------------------------------------------------------------------------------------------------------------------------------------------------------------------------------------------------------------------------------|----------------------------------------------------------------------------------------------------------------------------------------------------------------------------------------------------------------------------------------|
| <i>decision-making in the political agenda, etc.)</i>                                                                                                                                                                                                                                      |                                                                                                                                                                                                                                                                                                                                                                                                                                                                                          |                                                                                                                                                                                                                                                                                                                                                                                                                                                                                                                                                                                                                                                                                                               |                                                                                                                                                                                                                                        |
| <p>A3.2 There has been a <b>steady use or a sustained increase in the use</b> of demographic and socio-economic data in evidence-based development and implementation of plans, programmes and policies at national and sub-national levels and UNFPA support has contributed to this.</p> | <p>IND 3.2.1 Evidence of analytical studies and policy-oriented analysis made on census data and related surveys (DHS, NHS)</p> <p>IND 3.2.2 Evidence of laws, plans and programmes developed and monitored on the basis of census data and/or such analytical studies and policy-oriented analysis.</p> <p>IND 3.2.3 Evidence that UNFPA support was effective (or ineffective) in fostering the use of census and related survey data for production of such studies and analysis.</p> | <ul style="list-style-type: none"> <li>• National and sub-national development plans, programmes and policies</li> <li>• Sectoral plans at national and sub-national level (related to SRH, youth and gender)</li> <li>• MDG multi-annual plans</li> <li>• Media (newspapers, TV)</li> <li>• Staff of National Statistical Offices</li> <li>• Staff of line ministries</li> <li>• Staff at Presidential Offices</li> <li>• Local Government staff</li> <li>• Civil society organizations</li> <li>• Academia and research institutions</li> <li>• Local communities</li> <li>• Private sector</li> <li>• Donors</li> <li>• UN Agencies</li> <li>• UNFPA national, regional and central level staff</li> </ul> | <ul style="list-style-type: none"> <li>• Study of documentation</li> <li>• Semi-structured interviews</li> <li>• Group discussions</li> <li>• Focus groups</li> <li>• Online surveys</li> <li>• Cybermetric data collection</li> </ul> |
| <p>A3.3 UNFPA supported census data is increasingly</p>                                                                                                                                                                                                                                    | <p>IND 3.3.1 Evidence that specific policies targeting youth, gender equality were elaborated based on</p>                                                                                                                                                                                                                                                                                                                                                                               | <ul style="list-style-type: none"> <li>• <i>Same as above</i></li> </ul>                                                                                                                                                                                                                                                                                                                                                                                                                                                                                                                                                                                                                                      |                                                                                                                                                                                                                                        |

|                                                                                                                                                                                                                                                               |                                                                                                                                                                                                                                                                                                                                                                                                                                                                                                                                                                                                                                                                                                              |                                                                                       |                                                                                                                                                                                                                |
|---------------------------------------------------------------------------------------------------------------------------------------------------------------------------------------------------------------------------------------------------------------|--------------------------------------------------------------------------------------------------------------------------------------------------------------------------------------------------------------------------------------------------------------------------------------------------------------------------------------------------------------------------------------------------------------------------------------------------------------------------------------------------------------------------------------------------------------------------------------------------------------------------------------------------------------------------------------------------------------|---------------------------------------------------------------------------------------|----------------------------------------------------------------------------------------------------------------------------------------------------------------------------------------------------------------|
| <p>being <b>used for sectoral policies related to UNFPA mandate</b> (sexual and reproductive health and rights, youth, gender equality, population dynamics).</p>                                                                                             | <p>census data and/or on studies/analysis promoted or supported by UNFPA, and/or as a result, at least partially, of soft aid activities carried out by UNFPA.</p> <p>IND 3.3.2 Evidence that UNFPA has provided support to strengthen the capacity of national stakeholders (other than the NSO e.g. line ministries, local authorities, civil society organizations) to conduct data analysis in order to inform decision-making.</p> <p>IND 3.3.3 Evidence that UNFPA support has contributed to enhance the capacity of national stakeholders (other than the NSO e.g. line ministries, local authorities, civil society organizations) to conduct data analysis in order to inform decision-making.</p> | <ul style="list-style-type: none"> <li>• National and sub-national budgets</li> </ul> |                                                                                                                                                                                                                |
| <p>A3.4 UNFPA has strengthened <b>national ownership and leadership</b> by means of fostering the participation and inclusion of partner governments (local and national) and civil society organizations in the programming and implementation processes</p> | <p>IND 3.4.1 Evidence that UNFPA has actively sought a participatory approach programming and implementing its support, integrating partner governments at national and sub-national levels, civil society organizations and other relevant actors (academia, private sector).</p> <p>IND 3.4.2 Evidence that UNFPA encouraged and supported consultative processes (in line with Government plans) and participation of data users in the design of the census and in the dissemination and utilization phases.</p>                                                                                                                                                                                         | <ul style="list-style-type: none"> <li>• <i>Same as above</i></li> </ul>              | <ul style="list-style-type: none"> <li>• Study of documentation</li> <li>• Semi-structured interviews</li> <li>• Group discussions</li> <li>• Online surveys</li> <li>• Cybermetric data collection</li> </ul> |

| EQ4. To what extent were available <b>resources</b> adequate, made available and used in a timely manner to support the 2010 census round? To what extent did UNFPA utilize <b>synergies</b> at country, regional and global levels with a view to support the implementation of the 2010 Round?                                                                                                                       |                                                                                                                                                                                                                                                                                                                                                                                                                                                                                                                                              |                                                                                                                                                                                                                                                                                                                                                                                                                                                                                                                  |                                                                                                                                                                         |
|------------------------------------------------------------------------------------------------------------------------------------------------------------------------------------------------------------------------------------------------------------------------------------------------------------------------------------------------------------------------------------------------------------------------|----------------------------------------------------------------------------------------------------------------------------------------------------------------------------------------------------------------------------------------------------------------------------------------------------------------------------------------------------------------------------------------------------------------------------------------------------------------------------------------------------------------------------------------------|------------------------------------------------------------------------------------------------------------------------------------------------------------------------------------------------------------------------------------------------------------------------------------------------------------------------------------------------------------------------------------------------------------------------------------------------------------------------------------------------------------------|-------------------------------------------------------------------------------------------------------------------------------------------------------------------------|
|                                                                                                                                                                                                                                                                                                                                                                                                                        |                                                                                                                                                                                                                                                                                                                                                                                                                                                                                                                                              |                                                                                                                                                                                                                                                                                                                                                                                                                                                                                                                  | Efficiency                                                                                                                                                              |
| Assumptions to be assessed                                                                                                                                                                                                                                                                                                                                                                                             | Indicators                                                                                                                                                                                                                                                                                                                                                                                                                                                                                                                                   | Sources of information                                                                                                                                                                                                                                                                                                                                                                                                                                                                                           | Methods and tools for data collection                                                                                                                                   |
| <p>A4.1 UNFPA support was delivered in a timely manner and to the expected degree and standards (counterparts of UNFPA support received the resources that were planned, to the level foreseen and in a timely manner) so that <b>available resources were used to a satisfactory extent.</b></p> <p><i>(Note: the term “resources” includes funds, expertise, staff time, advice, administrative costs, etc.)</i></p> | <p>IND 4.1.1 Evidence that the resources were (or not) appropriate and adequate to meet the planned objectives.</p> <p>IND 4.1.2 Evidence of the planned resources being received (or not) to the foreseen level in AWP (in terms of timing and quantity)</p> <p>IND 4.1.3 Evidence of resources having been fully utilised.</p> <p>IND 4.1.4 Evidence of resources having not been fully utilised due to administrative deficiencies at UNFPA level and/or due to absorption capacity issues at the national counterparts institutions.</p> | <ul style="list-style-type: none"> <li>• Annual reports from partner Ministries, and implementing partners, audit reports and monitoring reports</li> <li>• Financial documents at the UNFPA (from projects’ documentation)</li> <li>• Staff of National Statistical Offices</li> <li>• Staff of line ministries</li> <li>• Local Government staff</li> <li>• Civil society organizations and academia (when they receive direct support)</li> <li>• UNFPA national, regional and central level staff</li> </ul> | <ul style="list-style-type: none"> <li>• Study of documentation</li> <li>• Semi-structured interviews</li> <li>• Group discussions</li> <li>• Online surveys</li> </ul> |
| <p>A4.2 UNFPA has sought, promoted and utilized <b>synergies</b> at country, regional</p>                                                                                                                                                                                                                                                                                                                              | <p>IND 4.2.1 Evidence of UNFPA having supported / promoted the use of existing donor coordination mechanisms (or their</p>                                                                                                                                                                                                                                                                                                                                                                                                                   | <ul style="list-style-type: none"> <li>• UN agency reports</li> <li>• Donor reports</li> <li>• Government reports on census</li> </ul>                                                                                                                                                                                                                                                                                                                                                                           | <ul style="list-style-type: none"> <li>• Study of documentation</li> <li>• Semi-</li> </ul>                                                                             |

|                                                                                                                  |                                                                                                                                                                                                                                                                                                                                                                                                                                                                                                                                           |                                                                                                                                                                                                                                                                                                                                                            |                                                                                                                              |
|------------------------------------------------------------------------------------------------------------------|-------------------------------------------------------------------------------------------------------------------------------------------------------------------------------------------------------------------------------------------------------------------------------------------------------------------------------------------------------------------------------------------------------------------------------------------------------------------------------------------------------------------------------------------|------------------------------------------------------------------------------------------------------------------------------------------------------------------------------------------------------------------------------------------------------------------------------------------------------------------------------------------------------------|------------------------------------------------------------------------------------------------------------------------------|
| <p>and global levels with a view to support the implementation of the 2010 Round in a more efficient manner.</p> | <p>establishment when necessary) and interaction amongst technical partners in the context of the census (at country, regional and global level)</p> <p>IND 4.2.2 Evidence of cost saving gains due to UNFPA promotion of synergies.</p> <p>IND 4.2.3 Evidence of UNFPA having (effectively) helped in the pooling of resources for the census.</p> <p>IND 4.2.4 Evidence that the work of the UNFPA Technical Division and Regional Offices facilitated the Country Offices' support to the implementation of the 2010 census round.</p> | <p>implementation</p> <ul style="list-style-type: none"> <li>• Minutes of coordination or technical meetings/forums</li> <li>• UNFPA national, regional and central level staff</li> <li>• Staff of National Statistical Offices</li> <li>• Donors</li> <li>• Staff of line ministries</li> <li>• Local Government staff</li> <li>• UN agencies</li> </ul> | <p>structured interviews</p> <ul style="list-style-type: none"> <li>• Group discussions</li> <li>• Online surveys</li> </ul> |
|------------------------------------------------------------------------------------------------------------------|-------------------------------------------------------------------------------------------------------------------------------------------------------------------------------------------------------------------------------------------------------------------------------------------------------------------------------------------------------------------------------------------------------------------------------------------------------------------------------------------------------------------------------------------|------------------------------------------------------------------------------------------------------------------------------------------------------------------------------------------------------------------------------------------------------------------------------------------------------------------------------------------------------------|------------------------------------------------------------------------------------------------------------------------------|

| EQ5. To what extent has UNFPA made use of its existing <b>networks</b> to establish <b>partnerships</b> at country, regional and global level as well as promoting opportunities for <b>South-South Cooperation</b> with a view to support the implementation of the 2010 Round in a way that ensured an swift implementation of the census and optimized the use of its results?                                                                                                                                 |                                                                                                                                                                                                                                                                                                                                                                                                                                                                                                                                                                                                                                                                                                                                                        |                                                                                                                                                                                                                                                                                                                                                                                                                                                                      | Efficiency & effectiveness                                                                                                                                                                                                             |
|-------------------------------------------------------------------------------------------------------------------------------------------------------------------------------------------------------------------------------------------------------------------------------------------------------------------------------------------------------------------------------------------------------------------------------------------------------------------------------------------------------------------|--------------------------------------------------------------------------------------------------------------------------------------------------------------------------------------------------------------------------------------------------------------------------------------------------------------------------------------------------------------------------------------------------------------------------------------------------------------------------------------------------------------------------------------------------------------------------------------------------------------------------------------------------------------------------------------------------------------------------------------------------------|----------------------------------------------------------------------------------------------------------------------------------------------------------------------------------------------------------------------------------------------------------------------------------------------------------------------------------------------------------------------------------------------------------------------------------------------------------------------|----------------------------------------------------------------------------------------------------------------------------------------------------------------------------------------------------------------------------------------|
| Assumptions to be assessed                                                                                                                                                                                                                                                                                                                                                                                                                                                                                        | Indicators                                                                                                                                                                                                                                                                                                                                                                                                                                                                                                                                                                                                                                                                                                                                             | Sources of information                                                                                                                                                                                                                                                                                                                                                                                                                                               | Methods and tools for data collection                                                                                                                                                                                                  |
| <p>A5.1 UNFPA established <b>partnerships</b> that contributed to the implementation of the 2010 Round in a way that optimized the use of resources (inputs) as well as the use of statistical data (results), while safeguarding and promoting national ownership.</p> <p><i>(Note: the term “partnerships” includes partnerships at country (national and sub-national levels), regional and global levels e.g. with partner governments, UN System, development partners, civil society organizations)</i></p> | <p>IND 5.1.1 Evidence that UNFPA made efforts to establish partnerships (whether they succeeded or not) and to align its support with other relevant actors.</p> <p>IND 5.1.2 Evidence of partnerships, at any level, that resulted in efficiency gains (e.g. cost savings, economies of scale, avoidance of overlaps) and/or that resulted in a better use of the census data and related surveys (e.g. wider outreach, more depth in the analysis, more interaction between actors using the data).</p> <p>IND 5.1.3 Evidence (or lack of it) that partnerships promoted by UNFPA had no adverse effect on national ownership i.e. national actors consider that the partnerships are relevant and beneficial and have a role and a say in them.</p> | <ul style="list-style-type: none"> <li>• Memorandums of Understanding</li> <li>• Minutes of meetings</li> <li>• Media statements</li> <li>• Census implementation reports</li> <li>• Staff of National Statistical Offices</li> <li>• Staff of line ministries</li> <li>• Local Government staff</li> <li>• UN Agencies</li> <li>• Civil society organizations and academia</li> <li>• Donors</li> <li>• UNFPA national, regional and central level staff</li> </ul> | <ul style="list-style-type: none"> <li>• Semi-structured interviews</li> <li>• Group discussions</li> <li>• Focus groups</li> <li>• Study of documentation</li> <li>• Online surveys</li> <li>• Cybermetric data collection</li> </ul> |



|                                                                                                                                                                                                                                                                          |                                                                                                                                                                                                                                                                                                                                                                                                                                                                                                                                                                                                                                                                                                                                                                                                 |                                                                                                                                                                                                                                                                                                                                                                                                                                                                                            |                                                                                                                                                                                                                |
|--------------------------------------------------------------------------------------------------------------------------------------------------------------------------------------------------------------------------------------------------------------------------|-------------------------------------------------------------------------------------------------------------------------------------------------------------------------------------------------------------------------------------------------------------------------------------------------------------------------------------------------------------------------------------------------------------------------------------------------------------------------------------------------------------------------------------------------------------------------------------------------------------------------------------------------------------------------------------------------------------------------------------------------------------------------------------------------|--------------------------------------------------------------------------------------------------------------------------------------------------------------------------------------------------------------------------------------------------------------------------------------------------------------------------------------------------------------------------------------------------------------------------------------------------------------------------------------------|----------------------------------------------------------------------------------------------------------------------------------------------------------------------------------------------------------------|
| <p>A5.2 UNFPA promoted opportunities for <b>South-South Cooperation</b> to facilitate the exchange of knowledge and lessons learned and to develop capacities in programme countries with a view to effectively support the implementation of the 2010 census round.</p> | <p>IND 5.2.1 Evidence of UNFPA carrying out activities with the aim of promoting South-South exchanges (whether they result in actual exchanges or not)</p> <p>IND 5.2.2 Evidence of South-South exchanges that occurred partially or completely as a consequence of UNFPA facilitation in all or some parts of the census process.</p> <p>IND 5.2.3 Evidence of cases (or lack of them) in which South-South exchanges resulted in a better understanding of specific issues and difficulties and/or previously unknown solutions with a view to conduct a more efficient and effective census.</p> <p>IND 5.2.4 Evidence of cases in which such solutions were applied/implemented resulting in improvements in the 2010 Round or in subsequent surveys, projections or studies/analysis.</p> | <ul style="list-style-type: none"> <li>• Memorandums of Understanding / technical cooperation frameworks</li> <li>• National counterparts reports (mission reports, annual reports)</li> <li>• Staff of National Statistical Offices</li> <li>• Staff of line ministries</li> <li>• Local Government staff</li> <li>• Civil society organizations and academia (when they receive direct support)</li> <li>• Donors</li> <li>• UNFPA national, regional and central level staff</li> </ul> | <ul style="list-style-type: none"> <li>• Semi-structured interviews</li> <li>• Study of documentation</li> <li>• Group discussions</li> <li>• Online surveys</li> <li>• Cybermetric data collection</li> </ul> |
|--------------------------------------------------------------------------------------------------------------------------------------------------------------------------------------------------------------------------------------------------------------------------|-------------------------------------------------------------------------------------------------------------------------------------------------------------------------------------------------------------------------------------------------------------------------------------------------------------------------------------------------------------------------------------------------------------------------------------------------------------------------------------------------------------------------------------------------------------------------------------------------------------------------------------------------------------------------------------------------------------------------------------------------------------------------------------------------|--------------------------------------------------------------------------------------------------------------------------------------------------------------------------------------------------------------------------------------------------------------------------------------------------------------------------------------------------------------------------------------------------------------------------------------------------------------------------------------------|----------------------------------------------------------------------------------------------------------------------------------------------------------------------------------------------------------------|

| EQ6. To what extent does UNFPA support to population and housing census data generation, analysis, dissemination and use, <b>add value</b> in comparison to other UN agencies and development partners at national, regional and global levels?                                                                                                                                                                                                                                                                                                                                                 |                                                                                                                                                                                                                                                                                                                                                                                                                                                                                                                                                                                                                                                                                                              |                                                                                                                                                                                                                                                                                                                                                                                                                                                          | <i>Added Value</i>                                                                                                                  |
|-------------------------------------------------------------------------------------------------------------------------------------------------------------------------------------------------------------------------------------------------------------------------------------------------------------------------------------------------------------------------------------------------------------------------------------------------------------------------------------------------------------------------------------------------------------------------------------------------|--------------------------------------------------------------------------------------------------------------------------------------------------------------------------------------------------------------------------------------------------------------------------------------------------------------------------------------------------------------------------------------------------------------------------------------------------------------------------------------------------------------------------------------------------------------------------------------------------------------------------------------------------------------------------------------------------------------|----------------------------------------------------------------------------------------------------------------------------------------------------------------------------------------------------------------------------------------------------------------------------------------------------------------------------------------------------------------------------------------------------------------------------------------------------------|-------------------------------------------------------------------------------------------------------------------------------------|
| Assumptions to be assessed                                                                                                                                                                                                                                                                                                                                                                                                                                                                                                                                                                      | Indicators                                                                                                                                                                                                                                                                                                                                                                                                                                                                                                                                                                                                                                                                                                   | Sources of information                                                                                                                                                                                                                                                                                                                                                                                                                                   | Methods and tools for data collection                                                                                               |
| <p>A6.1 UNFPA features a series of <b>comparative strengths</b> in the support to population and housing census data generation, analysis, dissemination and use; some of which are:</p> <ul style="list-style-type: none"> <li>• Thorough assessment of needs</li> <li>• Advocate to local Government for census taking and using the data for policy-making</li> <li>• Assist in the elaboration a census project document for fund raising</li> <li>• Provide good quality technical assistance</li> <li>• Promote South-South cooperation through its network (RO, Headquarters)</li> </ul> | <p>IND 6.1.1 List of the most recurrently mentioned comparative strengths and how these differentiate UNFPA from other partners.</p> <p>IND 6.1.2 Evidence of cases in which no comparative strength are mentioned (and explanations on the reasons why).</p> <p>IND 6.1.3 Evidence that policy makers, Government institutions, research and civil society organizations explicitly mention UNFPA comparative strengths in public forums and or public documents.</p> <p>IND 6.1.4 Evidence that the comparative strengths perceived by UNFPA staff match (or not match) with the strengths perceived by others.</p> <p>IND 6.1.5 Evidence that UNFPA made (or did not make) use of such strengths when</p> | <ul style="list-style-type: none"> <li>• Media sources</li> <li>• Reports and publications from CSO and Government</li> <li>• Staff of National Statistical Offices</li> <li>• Staff of line ministries</li> <li>• Staff at Presidential Offices</li> <li>• Local Government staff</li> <li>• UN Agencies</li> <li>• Donors</li> <li>• Civil society organizations</li> <li>• Academia and research institutions</li> <li>• Local communities</li> </ul> | <ul style="list-style-type: none"> <li>• Semi-structured interviews</li> <li>• Group discussions</li> <li>• Focus groups</li> </ul> |

|                                                                                                                                                   |                                                                                                                                                                                                                                                                                                              |                                                                                                                                                                                                                                                                                                                                                                                      |                                                                                                                                                                            |
|---------------------------------------------------------------------------------------------------------------------------------------------------|--------------------------------------------------------------------------------------------------------------------------------------------------------------------------------------------------------------------------------------------------------------------------------------------------------------|--------------------------------------------------------------------------------------------------------------------------------------------------------------------------------------------------------------------------------------------------------------------------------------------------------------------------------------------------------------------------------------|----------------------------------------------------------------------------------------------------------------------------------------------------------------------------|
| <ul style="list-style-type: none"> <li>• Foster census data analysis</li> <li>• Foster census data use for policy making at all levels</li> </ul> | <p>they had them (i.e. when they could use them)</p>                                                                                                                                                                                                                                                         |                                                                                                                                                                                                                                                                                                                                                                                      |                                                                                                                                                                            |
| <p>A6.2 Relevant stakeholders at global, sub-national and regional level perceive UNFPA as a <b>key partner</b> supporting censuses.</p>          | <p>IND 6.2.1 Perceptions of what would have happened without UNFPA support (estimates by means of comparison to the past or to other countries).</p> <p>IND 6.2.2 Evidence that UNFPA support had adverse effects on other partners such as displacement and/or substitution effects (counter evidence).</p> | <ul style="list-style-type: none"> <li>• Staff of National Statistical Offices</li> <li>• Staff of line ministries</li> <li>• Staff at Presidential Offices</li> <li>• Local Government staff</li> <li>• UN Agencies</li> <li>• Donors</li> <li>• Civil society organizations</li> <li>• Academia and research institutions</li> <li>• Local communities</li> <li>• Media</li> </ul> | <ul style="list-style-type: none"> <li>• Semi-structured interviews</li> <li>• Group discussions</li> <li>• Focus groups</li> <li>• Cybermetric data collection</li> </ul> |

| <b>EQ7. To what extent has UNFPA support contributed to the mainstreaming of human rights and gender equality in the census process?</b>                                                                                                                                         |                                                                                                                                                                                                                                                                                                                                                                  |                                                                                                                                                                                                                                                                                                                         | <i>Effectiveness</i>                                                                                                                                                                 |
|----------------------------------------------------------------------------------------------------------------------------------------------------------------------------------------------------------------------------------------------------------------------------------|------------------------------------------------------------------------------------------------------------------------------------------------------------------------------------------------------------------------------------------------------------------------------------------------------------------------------------------------------------------|-------------------------------------------------------------------------------------------------------------------------------------------------------------------------------------------------------------------------------------------------------------------------------------------------------------------------|--------------------------------------------------------------------------------------------------------------------------------------------------------------------------------------|
| <b>Assumptions to be assessed</b>                                                                                                                                                                                                                                                | <b>Indicators</b>                                                                                                                                                                                                                                                                                                                                                | <b>Sources of information</b>                                                                                                                                                                                                                                                                                           | <b>Methods and tools for data collection</b>                                                                                                                                         |
| <p><b>A7.1 Internal mainstreaming:</b> UNFPA has integrated gender equality and human rights issues in its support to the 2010 Census Round</p>                                                                                                                                  | <p>IND 7.1.1 Evidence that gender equality, human rights have been mainstreamed in the UNFPA support to the preparatory phase of the census and related/associated surveys.</p> <p>IND 7.1.2 Evidence that UNFPA has promoted youth, gender equality and reproductive rights topics in the analysis and dissemination of census data and associated surveys.</p> | <ul style="list-style-type: none"> <li>• Reports of consultations and expert hearings</li> <li>• Publications and other studies/research based on census data and surveys (DHS, NHS)</li> <li>• Staff of national Statistical Office</li> <li>• Staff of UNFPA CO</li> </ul>                                            | <ul style="list-style-type: none"> <li>• Semi-structured interviews</li> <li>• Group discussions</li> <li>• Study of documentation</li> <li>• Cybermetric data collection</li> </ul> |
| <p><b>A7.2 External mainstreaming:</b> UNFPA has actively contributed to mainstreaming human rights, rights of vulnerable groups, minorities (including ethnic minorities) and the disabled and gender equality in its support to the census process and associated surveys.</p> | <p>IND 7.2.1 Evidence that UNFPA has supported the Government promoting the integration of human rights and the rights of vulnerable groups, including minorities and the disabled, in the preparation and enumeration phases of the census process and associated surveys, including in the selection and training of enumerators.</p>                          | <ul style="list-style-type: none"> <li>• Criteria for enumerator selection by region</li> <li>• Lists of enumerators</li> <li>• Enumerator training material for the census and surveys</li> <li>• Publications and other studies/research based on census data and surveys (DHS, NHS) having links to UNFPA</li> </ul> | <ul style="list-style-type: none"> <li>• Semi-structured interviews</li> <li>• Group discussions</li> <li>• Study of documentation</li> <li>• Cybermetric data collection</li> </ul> |

|  |                                                                                                                                                                                                              |                                                                                                                                                             |  |
|--|--------------------------------------------------------------------------------------------------------------------------------------------------------------------------------------------------------------|-------------------------------------------------------------------------------------------------------------------------------------------------------------|--|
|  | IND 7.2.2 Proof that UNFPA has supported the Government contributing to analysis, dissemination and use of census and survey data in fields relevant to human rights, gender equality and vulnerable groups. | <ul style="list-style-type: none"><li>• Staff of National Statistical Offices</li><li>• Civil society organizations</li><li>• Consultancy reports</li></ul> |  |
|--|--------------------------------------------------------------------------------------------------------------------------------------------------------------------------------------------------------------|-------------------------------------------------------------------------------------------------------------------------------------------------------------|--|

### Annex 6 Documentary evidence table: examples of census use in plans, programmes and policies

This annex contains a list of plans, programs, analysis, surveys, projections, rules and regulations specifying where there are references to census, census-related surveys and projections in these documents. Entries cover both documents at central and decentralized levels and are the result of a cyber search conducted shortly after the field visit to Palestine. The list is not exhaustive but provides selected examples of the use or application of census and other statistical data effectively for policy or plan formulation in Palestine.

| # | Title of document                                                                                    | Type of document               | URL                                                                                                                                                                                                                                           | Reference                                                                                                                                                                 | Page number |
|---|------------------------------------------------------------------------------------------------------|--------------------------------|-----------------------------------------------------------------------------------------------------------------------------------------------------------------------------------------------------------------------------------------------|---------------------------------------------------------------------------------------------------------------------------------------------------------------------------|-------------|
| 1 | The National Strategy to Combat Violence Against Women 2011-2019                                     | National strategy              | <a href="http://www.unwomen.org/~media/headquarters/media/stories/en/palestinianauthoritynationalstrategytocombatpdf.pdf">http://www.unwomen.org/~media/headquarters/media/stories/en/palestinianauthoritynationalstrategytocombatpdf.pdf</a> | <a href="http://www.pcbs.gov.ps/Portals/_PCBS/Downloads/book1723.pdf">http://www.pcbs.gov.ps/Portals/_PCBS/Downloads/book1723.pdf</a><br>السلطانية للإحصاء المركزي الجهاز | 16<br>18    |
| 2 | A Special Bulletin on the Palestinians On the Occasion of World Population Reaching 7 Billion        | National report-strategy paper | <a href="http://www.pcbs.gov.ps/Portals/_PCBS/Downloads/book1794.pdf">http://www.pcbs.gov.ps/Portals/_PCBS/Downloads/book1794.pdf</a>                                                                                                         | Population, Housing and Establishment Census 2007                                                                                                                         | 83          |
| 3 | Youth Exclusion in the West Bank and Gaza Strip: The Impact of Social, Economic and Political Forces | Academic research              | <a href="http://papers.ssrn.com/sol3/papers.cfm?abstract_id=1548544">http://papers.ssrn.com/sol3/papers.cfm?abstract_id=1548544</a>                                                                                                           | The Population, Housing and Establishment Census – 2007.                                                                                                                  | 9           |

|   |                                                                                                                                                   |                   |                                                                                                                                                                                                                                                 |                                                                                                 |                             |
|---|---------------------------------------------------------------------------------------------------------------------------------------------------|-------------------|-------------------------------------------------------------------------------------------------------------------------------------------------------------------------------------------------------------------------------------------------|-------------------------------------------------------------------------------------------------|-----------------------------|
| 4 | Entrepreneurship and economic growth<br>In west bank, Palestine                                                                                   | Academic research | <a href="http://www.worldscientific.com/doi/pdf/10.1142/S1084946714500034">http://www.worldscientific.com/doi/pdf/10.1142/S1084946714500034</a>                                                                                                 | PCBS                                                                                            | 6,8                         |
| 5 | Cross-Sectoral National Gender Strategy: Promoting Gender Equality and Equity                                                                     | National strategy | <a href="http://www.unwomen.org/~media/headquarters/media/publications/en/unwomenoptfullpalestiniangenderstrategy2011.pdf">http://www.unwomen.org/~media/headquarters/media/publications/en/unwomenoptfullpalestiniangenderstrategy2011.pdf</a> | Population, Housing and Establishment Census 2007<br><br>Various PCBS reports-studies 2008-2009 | 23,25,2829,31,24,26,27,2829 |
| 6 | The MDG - ICPD The Millennium Development Goals - International Conference on Population and Development Palestine Report In Preparation for ICPD | National report   | <a href="http://www.miftah.org/Publications/Books/ReportMiftahNewIndd.pdf">http://www.miftah.org/Publications/Books/ReportMiftahNewIndd.pdf</a>                                                                                                 | PCBS, 2008<br><br>PCBS<br><br>PCBS. Population projections. Unpublished data. 2008.             | 25<br><br>27<br><br>58      |
| 7 | Indicators of the Rights of the Palestinian Child                                                                                                 | National report   | <a href="http://www.moh.ps/attach/499.pdf">http://www.moh.ps/attach/499.pdf</a>                                                                                                                                                                 |                                                                                                 |                             |
| 8 | Palestinian Ministry of local Governance- Electoral Boundaries Guidelines                                                                         | Guidelines        | <a href="https://www.elections.ps/Portals/30/pdf/LE2011_LocalGuide.pdf">https://www.elections.ps/Portals/30/pdf/LE2011_LocalGuide.pdf</a>                                                                                                       | دليل التجمعات السكنية الفلسطينية 2007                                                           | 2                           |

|    |                                                                                                                                                   |                 |                                                                                                                                                                                                                                                                                                                                                                                                                                                                                                                                               |                                                                                                                                                            |                                           |
|----|---------------------------------------------------------------------------------------------------------------------------------------------------|-----------------|-----------------------------------------------------------------------------------------------------------------------------------------------------------------------------------------------------------------------------------------------------------------------------------------------------------------------------------------------------------------------------------------------------------------------------------------------------------------------------------------------------------------------------------------------|------------------------------------------------------------------------------------------------------------------------------------------------------------|-------------------------------------------|
| 9  | National Development Plan 2014-2016                                                                                                               | Plan            | <a href="http://www.MoPAD.pna.ps/en/index.php?option=com_content&amp;view=article&amp;id=331:national20142016&amp;catid=10:outlines&amp;Itemid=137">http://www.MoPAD.pna.ps/en/index.php?option=com_content&amp;view=article&amp;id=331:national20142016&amp;catid=10:outlines&amp;Itemid=137</a>                                                                                                                                                                                                                                             | PCBS                                                                                                                                                       | 31,47, 48, 107,113,115                    |
| 10 | Ministry of Social Affairs<br>Social Protection Sector Strategy                                                                                   | Strategy        | <a href="http://www.lacs.ps/documentsShow.aspx?ATT_ID=3358">http://www.lacs.ps/documentsShow.aspx?ATT_ID=3358</a>                                                                                                                                                                                                                                                                                                                                                                                                                             | PCBS, 2009<br>PCBS, 2008<br>PCBS, 2007<br>PCBS                                                                                                             | 10<br>12<br>12<br>21                      |
| 11 | National Report on Progress in Implementing the Programme of Action of the 1994 International Conference on Population and Development (ICPD PoA) | National report | <a href="http://www.MoPAD.pna.ps/en/index.php?option=com_content&amp;view=article&amp;id=272:national-report-on-progress-in-implementing-the-programme-of-action-of-the-1994-international-conference-on-population-and-development-icpd-poa&amp;catid=13&amp;Itemid=136">http://www.MoPAD.pna.ps/en/index.php?option=com_content&amp;view=article&amp;id=272:national-report-on-progress-in-implementing-the-programme-of-action-of-the-1994-international-conference-on-population-and-development-icpd-poa&amp;catid=13&amp;Itemid=136</a> | 2007 Population Census<br>Population, Housing and Establishments Census, 2007<br>PCBS, 2011<br>PCBS, 2012<br>PCBS and MoSA (2011), Disability Survey, 2011 | 11<br>17<br>18<br>21<br>24<br>30<br>31,38 |



|    |                                                     |                   |                                                                                                                                                                     |                                                                                                                                                                                                                                                                                                                                                                                        |                         |
|----|-----------------------------------------------------|-------------------|---------------------------------------------------------------------------------------------------------------------------------------------------------------------|----------------------------------------------------------------------------------------------------------------------------------------------------------------------------------------------------------------------------------------------------------------------------------------------------------------------------------------------------------------------------------------|-------------------------|
|    |                                                     |                   |                                                                                                                                                                     | <p>PCBS, Living Standards in the Palestinian Territory: Expenditure, Consumption, Poverty, 2011</p> <p>PCBS (2011), Results of the Labour Force Survey in the Palestinian Territory, 2011</p> <p>PCBS, (2011), Palestinian Family Health Survey 2010, Ramallah, Palestine.</p> <p>PCBS (2011), Press Conference on Main Findings: Violence Survey in the Palestinian Society, 2011</p> | <p>33,34,</p> <p>38</p> |
| 13 | National Development plan 2011-2013                 | Plan              | <a href="http://MoPAD.pna.ps/enp.pdf">http://MoPAD.pna.ps/enp.pdf</a>                                                                                               | The Palestinian Central Bureau of Statistics (PCBS)                                                                                                                                                                                                                                                                                                                                    | 80, 81, 91              |
| 14 | Palestinian National Health Strategy 2011-2013      | National strategy | <a href="http://www.moh.ps/attach/20.pdf">http://www.moh.ps/attach/20.pdf</a>                                                                                       | PCBS (2008) Palestine in Figures 2007                                                                                                                                                                                                                                                                                                                                                  | 9, 15, 16               |
| 15 | Palestinian Reform and Development Plan 2008 - 2010 | Plan              | <a href="http://siteresources.worldbank.org/INTWESTBANKGAZA/Resources/PRDP08-10.pdf">http://siteresources.worldbank.org/INTWESTBANKGAZA/Resources/PRDP08-10.pdf</a> | <p>PCBS census</p> <p>PCBS</p>                                                                                                                                                                                                                                                                                                                                                         | <p>22</p> <p>135</p>    |
| 16 | Palestinian Women's Work- A Study on Palestinians'  | Research study    | <a href="http://pwrdc.ps/sites/default/files/Impressions-alpha.pdf">http://pwrdc.ps/sites/default/files/Impressions-alpha.pdf</a>                                   |                                                                                                                                                                                                                                                                                                                                                                                        | 21                      |

|    |                                                                                                          |                    |                                                                                                                                                                                                                                                           |                                                         |    |
|----|----------------------------------------------------------------------------------------------------------|--------------------|-----------------------------------------------------------------------------------------------------------------------------------------------------------------------------------------------------------------------------------------------------------|---------------------------------------------------------|----|
|    | Impressions and Perspectives Towards Women's Work in Palestine                                           |                    |                                                                                                                                                                                                                                                           |                                                         |    |
| 17 | Impact Assessment Study of Micro-Credits on Palestinian Women                                            | Research study     | <a href="http://pwrdc.ps/sites/default/files/Impact%20assessment%20study%20of%20micro%20credits%20on%20Palestinian%20Women.pdf">http://pwrdc.ps/sites/default/files/Impact%20assessment%20study%20of%20micro%20credits%20on%20Palestinian%20Women.pdf</a> | census of population and housing (2007PCBS)             | 84 |
| 18 | Disability in Palestinian communities in Lebanon and refugee camps In the Palestinian Occupied Territory | Research study     | <a href="http://pwrdc.ps/sites/default/files/Refugee%20Disability%20arabic.pdf">http://pwrdc.ps/sites/default/files/Refugee%20Disability%20arabic.pdf</a>                                                                                                 | PCBS Population, Housing and Establishments Census 2009 | 72 |
| 19 | The Situation of Palestinian Children in The Occupied Palestinian Territory, Jordan, Syria and Lebanon   | Situation analysis | <a href="http://www.unicef.org/OPt/PALESTINIAN_SITAN-final.pdf">http://www.unicef.org/OPt/PALESTINIAN_SITAN-final.pdf</a>                                                                                                                                 | Population, Housing and Establishment census of 2007.   | 9  |

|    |                                                                                                        |                |                                                                                                                                                                     |                                                                   |       |
|----|--------------------------------------------------------------------------------------------------------|----------------|---------------------------------------------------------------------------------------------------------------------------------------------------------------------|-------------------------------------------------------------------|-------|
| 20 | West Bank & Gaza Strip Population Census 2007-UNRWA                                                    | Briefing paper | <a href="http://www.unrwa.org/userfiles/2010012035949.pdf">http://www.unrwa.org/userfiles/2010012035949.pdf</a>                                                     | Population, Housing and Establishment census of 2007.             | 28    |
| 21 | Socio-Economic Developments in the oPt                                                                 | Briefing paper | <a href="http://www.unrwa.org/sites/default/files/201102223510.pdf">http://www.unrwa.org/sites/default/files/201102223510.pdf</a>                                   | Population, Housing and Establishment census of 2007.<br>Endnotes | 38-41 |
| 22 | Gender in Education: From Access to Equality                                                           | Research study | <a href="http://www.lacs.ps/documents/Show.aspx?ATT_ID=7778">http://www.lacs.ps/documents/Show.aspx?ATT_ID=7778</a>                                                 | Population, Housing and Establishment census of 2007.<br>Sources  | 1     |
| 23 | Socio-Economic and Food Security Survey West Bank and Gaza Strip, occupied Palestinian territory       | Research Study | <a href="http://home.wfp.org/stellent/groups/public/documents/ena/wfp232398.pdf">http://home.wfp.org/stellent/groups/public/documents/ena/wfp232398.pdf</a>         | PECS 2009                                                         | 5     |
| 24 | National Health Information System Summary Assessment                                                  | Academic study | <a href="http://www.moh.ps/attach/534.pdf">http://www.moh.ps/attach/534.pdf</a>                                                                                     | PCBS                                                              | 11    |
| 25 | Women's Health Surveillance Report: Towards a MultiDimensional Look at the Health of Palestinian Women | Research Study | <a href="http://pwrdc.ps/sites/default/files/Women%27s%20Health%20study%20ENG.pdf">http://pwrdc.ps/sites/default/files/Women%27s%20Health%20study%20ENG.pdf</a>     | Population, Housing and Establishment census of 2007.             | 59    |
| 26 | Gaza 2020                                                                                              | Report         | <a href="http://www.unrwa.org/userfiles/file/publications/gaza/Gaza%20in%202020.pdf">http://www.unrwa.org/userfiles/file/publications/gaza/Gaza%20in%202020.pdf</a> | Population, Housing and Establishment census of 2007.             | 17    |

|    |                                                                 |                   |                                                                                                                                                                                                                                                                                                                               |                                                       |     |
|----|-----------------------------------------------------------------|-------------------|-------------------------------------------------------------------------------------------------------------------------------------------------------------------------------------------------------------------------------------------------------------------------------------------------------------------------------|-------------------------------------------------------|-----|
| 27 | Nursing Homes or Shelters                                       | Policy brief      | <a href="http://icph.birzeit.edu/uploads/File/Policy%20Brief%205%20-%20Elderly%20-%20short%20one%20-%20arabic.pdf">http://icph.birzeit.edu/uploads/File/Policy%20Brief%205%20-%20Elderly%20-%20short%20one%20-%20arabic.pdf</a>                                                                                               | Population, Housing and Establishment census of 2007. | n/a |
| 28 | The Risky Behaviour of Palestinians Working in Israel, 2010     | Research study    | <a href="http://www.unfpa.ps/resources/file/publications/Risky%20behavior%20of%20migrant%20labors.doc">http://www.unfpa.ps/resources/file/publications/Risky%20behavior%20of%20migrant%20labors.doc</a>                                                                                                                       | Population, Housing and Establishment census of 2007. | n/a |
| 29 | Internal migration and belonging in the Palestinian territories | Research study    | <a href="http://www.pcbs.gov.ps/Downloads/book1631.pdf">http://www.pcbs.gov.ps/Downloads/book1631.pdf</a>                                                                                                                                                                                                                     | Population, Housing and Establishment census of 2007. | n/a |
| 30 | National Strategy to Achieve MDGs by 2015                       | National strategy | <a href="http://www.undp.org/content/dam/undp/library/MDG/english/MDG%20Country%20Reports/Programme%20of%20Assistance%20to%20the%20Palestinian%20People/2012.pdf">http://www.undp.org/content/dam/undp/library/MDG/english/MDG%20Country%20Reports/Programme%20of%20Assistance%20to%20the%20Palestinian%20People/2012.pdf</a> | Population, Housing and Establishment census of 2007. | n/a |
| 31 | Palestinian Family Health Survey 2010                           | Survey            | <a href="http://www.pcbs.gov.ps/Downloads/book1941.pdf">http://www.pcbs.gov.ps/Downloads/book1941.pdf</a>                                                                                                                                                                                                                     | Population, Housing and Establishment census of 2007. | n/a |

|    |                                                                                                     |                 |                                                                                                           |                                                       |     |
|----|-----------------------------------------------------------------------------------------------------|-----------------|-----------------------------------------------------------------------------------------------------------|-------------------------------------------------------|-----|
| 32 | Uneven development of economic and social indicators between the Palestinian governorates 1997-2007 | National report | <a href="http://www.pcbs.gov.ps/Downloads/book1634.pdf">http://www.pcbs.gov.ps/Downloads/book1634.pdf</a> | Population, Housing and Establishment census of 2007. | n/a |
| 33 | Conditions of Vocational education and training graduates in the Palestinian labour market          | National report | <a href="http://www.pcbs.gov.ps/Downloads/book1651.pdf">http://www.pcbs.gov.ps/Downloads/book1651.pdf</a> | Population, Housing and Establishment census of 2007. | n/a |

## Annex 7 Interview logbook template

### Interview Logbook

#### Interview Data

|                                       |                  |                                  |
|---------------------------------------|------------------|----------------------------------|
| <b>Name(s) of the interviewee(s):</b> | <b>Position:</b> | <b>Institution/Organisation:</b> |
| <b>Interview date:</b>                |                  | <b>Stakeholder type:</b>         |
| <b>Interviewer (s):</b>               |                  | <b>Interview Code:</b>           |

#### INTERVIEW CONTENT

##### Background & key issues

##### Contents

##### Main Conclusions

##### Next Steps

## Annex 8 Interview protocols/guides

### UNFPA Country Office

#### OBJECTIVES

The interview at the UNFPA Country Office (CO) will actually most probably be several interviews with various staff. The population and development specialist will be the main interlocutor, but there will also be interviews with the Resident Representative to have a more strategic overview on issues related for example with the enabling environment (A2.1 and A3.1), with the operations section to discuss efficiency aspects in detail, and/or with other UNFPA focal areas' staff (reproductive health, gender) to discuss aspects related to gender aspects or to the use of census and related data for policies in these areas. **Interviews at the UNFPA CO will cover all the assumptions in the evaluation matrix. The main purpose is to obtain UNFPA's views and evidences on all the relevant aspects covered in the matrix and then triangulate them with other relevant actors. Moreover, the discussions with the UNFPA staff will be crucial to identify issues that stand out in terms of NSO capacity, use of data, efficiency drawbacks or added value, for example.**

This protocol also distinguishes between main and complementary aspects in case there were time limitations. All aspects should be covered if there is enough time, but should there be time restrictions the aspects to be addressed are prioritized as follows:

| Main aspects |                                                                                                                                                                                                                                                                                         |
|--------------|-----------------------------------------------------------------------------------------------------------------------------------------------------------------------------------------------------------------------------------------------------------------------------------------|
| EQ2          | Enquire CO staff about all the assumptions relate to enhancing the capacity of NSO. Put special attention to identify <i>soft-aid</i> activities and its results, given that they are not included in AWP and therefore are more difficult to visualize. Ask for examples of evidences. |
| EQ3          | Similarly, enquire about all aspects / assumptions of use of data for policy making, making particular emphasis in examples and evidences that may then be triangulated during interviews with other stakeholders and secondary data collection.                                        |
| EQ4          | Enquire about all efficiency aspects included in the matrix and then cross check the findings with implementing partners.                                                                                                                                                               |

#### Complementary aspects

|     |                                                                     |
|-----|---------------------------------------------------------------------|
| EQ6 | Cover all aspects of added value to obtain the Office's perception. |
|-----|---------------------------------------------------------------------|

|     |                                                                                                                                                                                                                                                                      |
|-----|----------------------------------------------------------------------------------------------------------------------------------------------------------------------------------------------------------------------------------------------------------------------|
| EQ5 | Cover all aspects related to networks as set out in the assumptions and indicators.                                                                                                                                                                                  |
| EQ1 | Get the office's view on alignment to Government priorities and national needs (UNFPA policies may be done with study of documentation) to later compare the findings with the views of Government institutions and other stakeholders (donors, civil society, etc.) |
| EQ7 | Enquire about both internal and external mainstreaming.                                                                                                                                                                                                              |



**INTERVIEWS**

**CHECKLISTS**

| <b>MAIN ASPECTS</b> |                                               |                   |
|---------------------|-----------------------------------------------|-------------------|
| <b>EQ</b>           | <b>Assumption</b>                             | <b>Addressed?</b> |
| <b>EQ2</b>          | A2.1 Enabling environment                     |                   |
|                     | A2.2 Effective support                        |                   |
|                     | A2.3 Sustainable capacity                     |                   |
|                     | A2.4 Models of support                        |                   |
|                     | A2.5 Use of new technologies                  |                   |
| <b>EQ3</b>          | A3.1 Enabling environment                     | ✓                 |
|                     | A3.2 Steady use                               |                   |
|                     | A3.3 Use in policies related to UNFPA mandate |                   |
|                     | A3.4 National ownership and leadership        |                   |
| <b>EQ4</b>          | 4.1 Use of available resources                |                   |
|                     | 4.2 Synergies                                 |                   |

| <b>COMPLEMENTARY</b> |                                                 |                   |
|----------------------|-------------------------------------------------|-------------------|
| <b>EQ</b>            | <b>Assumption</b>                               | <b>Addressed?</b> |
| <b>EQ6</b>           | A6.1 Comparative strengths                      |                   |
|                      | A6.2 Key partner                                |                   |
| <b>EQ5</b>           | A5.1 Partnerships                               |                   |
|                      | A5.2 South-South Cooperation                    |                   |
| <b>EQ1</b>           | A1.1 Alignment to partner Government priorities |                   |
|                      | A1.2 Alignment to national needs                |                   |

|            |                                                |  |
|------------|------------------------------------------------|--|
|            |                                                |  |
| <b>EQ7</b> | A7.1 Internal mainstreaming of HHRR and gender |  |
|            | A7.2 External mainstreaming of HHRR and gender |  |

| <b>ADDITIONAL ASPECTS</b>                                                                                                                                                                                                                            | <b>Covered?</b> |
|------------------------------------------------------------------------------------------------------------------------------------------------------------------------------------------------------------------------------------------------------|-----------------|
| <p><b>Closing question</b><br/>On what aspects do you think there was/is <b>room for improvement</b> and how. Any <b>recommendations</b> for the future? Comments on any other <b>aspects not covered</b> during the interviews.</p>                 |                 |
| <p><b>Linking question</b><br/>Who else should I talk to here in your organization or outside to complement what we have discussed?</p>                                                                                                              |                 |
| <p><b>Wrap-up</b><br/>Remind the interviewees to send us any evidence related information mentioned during the interview.</p>                                                                                                                        |                 |
| <p><b>End of the interview</b><br/>Thank the interviewees for the time and contributions. Inform on when the Case Study and the Final Evaluation Report will be available. Give your personal email. Make sure you have the interviewee details.</p> |                 |

**National Statistical Offices**

**OBJECTIVES**

Similarly to what happens with the UNFPA Country Office, the interaction with the NSO will imply a number of interviews with various staff at various levels (managerial and technical). **The most crucial point of an interview with a NSO is to assess the UNFPA contribution to developing their capacity, that is, evaluation question 2. Having said that, the fact NSO are UNFPA’s main implementing partners makes them a key interviewee to enquire about efficiency aspects, and the fact they are a main beneficiary of UNFPA support makes them a critical stakeholder to enquire about UNFPA’s added value.** At the end of this protocol there is an appendix with specific questions for NSO staff to be used by the evaluators in case they require some further guidance and/or reference point in this regard.

**Main aspects**

|     |                                                                                                                                                                                                                                         |
|-----|-----------------------------------------------------------------------------------------------------------------------------------------------------------------------------------------------------------------------------------------|
| EQ2 | Address in detail all the assumptions and indicators under this question.                                                                                                                                                               |
| EQ4 | Cover the two aspects related to efficiency, that is, whether available resources were used to a satisfactory extent and whether UNFPA sought, promoted and utilized synergies for a more efficient implementation of the census round. |
| EQ6 | Cover the two aspects related to added value, that is, enquire about UNFPA comparative strengths and on what type of partner it is for NSO.                                                                                             |
| EQ5 | Address South-South Cooperation should there be any experiences in this regard.                                                                                                                                                         |

**Complementary aspects**

|     |                                                                                                                                                                                |
|-----|--------------------------------------------------------------------------------------------------------------------------------------------------------------------------------|
| EQ5 | Address the assumptions and indicators associated to partnerships                                                                                                              |
| EQ3 | Enquire about the NSO’s views on data use improvements to then compare these views with those of the real users (line ministries, civil society organisations, academia, etc.) |
| EQ1 | Enquire about UNFPA’s alignment with partner Government and national priorities (this aspect will probably present itself implicitly during the conversation)                  |
| EQ7 | Address the external mainstreaming of HHRR and gender equality                                                                                                                 |

**Note:** In countries where HHRR and/ or gender equality issues are critical aspects of the census, these should become main aspects to cover in the interview (not complementary).

## INTERVIEWS

### FRAMING QUESTIONS

*1. First of all I would like to double check with you what has been your/your **personal involvement** with the census process (in any of its phases) and with any specific UNFPA support activities provided to the NSO. According to the documentation I have been provided, your department may have been involved in...Is that correct? Am I missing something? / could you complement it?*

*In particular, I am very interested in knowing whether you received any specific training or were involved in transfer of skills supported by UNFPA during the census.*

*2. The main aspect I would like to discuss with you is about the extent to which **your organization as a whole and you in particular improved the capacity to conduct the census and to produce related survey data** as a result of the UNFPA support either directly or indirectly. Any type of example and evidence you may provide in this regard will be very useful.*

### CHECKLISTS

| MAIN ASPECTS |                                 |            |
|--------------|---------------------------------|------------|
| EQ           | Assumption                      | Addressed? |
| EQ2          | A2.1 Enabling environment       | ✓          |
|              | A2.2 Effective support          |            |
|              | A2.3 Sustainable capacity       |            |
|              | A2.4 Models of support          |            |
|              | A2.5 Use of new technologies    |            |
| EQ4          | A4.1 Use of available resources |            |
|              | A4.2 Synergies                  |            |
| EQ5          | A5.2 South-South Cooperation    |            |
| EQ6          | A6.1 Comparative strengths      |            |
|              | A6.2 Key partner                |            |

| COMPLEMENTARY |                                                       |            |
|---------------|-------------------------------------------------------|------------|
| EQ            | Assumption                                            | Addressed? |
| EQ5           | A5.1 Partnerships                                     |            |
| EQ3           | A3.1 Enabling environment                             |            |
|               | A3.2 Steady use of data in plans, policies            |            |
|               | A3.3 Use of data in policies related to UNFPA mandate |            |
|               | A3.4 National ownership and leadership                |            |
| EQ1           | A1.1 Alignment to partner Government priorities       |            |
|               | A1.2 Alignment to national needs                      |            |
| EQ7           | A7.2 External mainstreaming                           |            |

| ADDITIONAL ASPECTS                                                                                                                                                                                                                                  | Covered? |
|-----------------------------------------------------------------------------------------------------------------------------------------------------------------------------------------------------------------------------------------------------|----------|
| <p><b>Closing question</b><br/>On what aspects do you think there was/is <b>room for improvement</b> and how. Any <b>recommendations</b> for the future? Comments on any other <b>aspects not covered</b> during the interview.</p>                 |          |
| <p><b>Linking question</b><br/>Who else should I talk to here in your organization or outside to complement what we have discussed?</p>                                                                                                             |          |
| <p><b>Wrap-up</b><br/>Remind the interviewee to send us any evidence related information mentioned during the interview.</p>                                                                                                                        |          |
| <p><b>End of the interview</b><br/>Thank the interviewee for the time and contributions. Inform on when the Case Study and the Final Evaluation Report will be available. Give your personal email. Make sure you have the interviewee details.</p> |          |

## Line Ministries

### OBJECTIVES

**The most important point of an interview with Line Ministries is to find out whether they use census and associated data and how they use them. It is particularly important to find out whether they are using the data as evidence for the formulation of plans and policies; especially those related to UNFPA mandate areas. It is also very important to attempt to ascertain whether UNFPA support has played a role in this regard and how.**

#### Main aspects

|     |                                                                              |
|-----|------------------------------------------------------------------------------|
| EQ3 | Enhanced use of data for evidence-based plans and policies (all assumptions) |
| EQ1 | Alignment of UNFPA support with partner Government priorities (A1.1)         |

#### Complementary aspects

|     |                                                                                                                                                                 |
|-----|-----------------------------------------------------------------------------------------------------------------------------------------------------------------|
| EQ2 | Enhanced capacity of the NSO (A2.1 to A2.3). Check their perception on NSO capacity as users of NSO produced data and services.                                 |
| EQ4 | Use of resources and synergies (if they have been implementing partners/directly involved in any AWP)                                                           |
| EQ5 | Use of networks (if they have been involved in any of the networks or have benefited from them as users; if they have been involved in South-South initiatives) |
| EQ6 | Comparative strengths of UNFPA from their point of view                                                                                                         |
| EQ7 | Mainstreaming HHRR & gender equality (if relevant to that ministry)                                                                                             |

**Note:** if the interviewee is a line ministry with a mandate on HHRR and/ or gender equality issues, these should become main aspects to cover in the interview (not complementary).

### INTERVIEW

#### FRAMING QUESTIONS

***1. First of all I would like to double check with you what has been your/your **institution's involvement** with the census process (in any of its phases) and with any specific UNFPA support to the census. According to the documentation I have been provided, your***

*institution was involved in...Is that correct? Am I missing something? / could you complement it?*

*In particular, I am very interested in knowing whether you were consulted during the preparation of the census i.e. whether you participated in it in any way (providing input of any kind)*

**2.** *The main aspect I would like to discuss with you is about the extent to which **your organization has used census data and related products/surveys** as inputs to inform plans, programmes and policies (I would be very grateful if you could provide me with concrete examples)*

## CHECKLISTS

| MAIN ASPECTS |                                                 |            |
|--------------|-------------------------------------------------|------------|
| EQ           | Assumption                                      | Addressed? |
| EQ3          | A3.1 Enabling environment                       | ✓          |
|              | A3.2 Steady use                                 |            |
|              | A3.3 Use of data in policies (UNFPA mandate)    |            |
|              | A3.4 National ownership & leadership            |            |
| EQ1          | A1.1 Alignment to partner Government priorities |            |

| COMPLEMENTARY |                                 |            |
|---------------|---------------------------------|------------|
| EQ            | Assumption                      | Addressed? |
| EQ2           | A2.1 Enabling environment       |            |
|               | A2.2 Effective support          |            |
|               | A2.3 Sustainable capacity       |            |
| EQ4           | A4.1 Use of available resources |            |
|               | A4.2 Synergies                  |            |
| EQ5           | A5.1 Partnerships               |            |
|               | A5.2 South-South Cooperation    |            |

|            |                             |  |
|------------|-----------------------------|--|
|            |                             |  |
| <b>EQ6</b> | A6.1 Comparative strengths  |  |
| <b>EQ7</b> | A7.2 External mainstreaming |  |

| <b>ADDITIONAL ASPECTS</b>                                                                                                                                                                                                                           | <b>Covered?</b> |
|-----------------------------------------------------------------------------------------------------------------------------------------------------------------------------------------------------------------------------------------------------|-----------------|
| <p><b>Closing question</b><br/>On what aspects do you think there was/is <b>room for improvement</b> and how. Any <b>recommendations</b> for the future? Comments on any other <b>aspects not covered</b> during the interview.</p>                 |                 |
| <p><b>Linking question</b><br/>Who else should I talk to here in your organization or outside to complement what we have discussed?</p>                                                                                                             |                 |
| <p><b>Wrap-up</b><br/>Remind the interviewee to send us any evidence related information mentioned during the interview.</p>                                                                                                                        |                 |
| <p><b>End of the interview</b><br/>Thank the interviewee for the time and contributions. Inform on when the Case Study and the Final Evaluation Report will be available. Give your personal email. Make sure you have the interviewee details.</p> |                 |



**Donors & UN Agencies**

**OBJECTIVES**

Donors tend to have a rather global and external overview about census operations and their implications in the country. They are useful informants to have an overview of the context as well as a relevant source to assess how the UNFPA role is perceived in the country. **The most important points of an interview with donors are (1) to find out what is UNFPA added value in census operations (what type of partners is UNFPA perceived as); and (2) to find out about the UNFPA role in donor coordination and the use of partnerships.**

| <b>Main aspects</b> |                                                                                                                                                                         |
|---------------------|-------------------------------------------------------------------------------------------------------------------------------------------------------------------------|
| EQ6                 | Check donors' / UN Agency point of view about UNFPA comparative advantages (A6.1)                                                                                       |
|                     | Find out about the perception on what type of partner UNFPA is (A6.2)                                                                                                   |
| EQ4                 | Check whether UNFPA had a role in terms of having supported / promoted the use of existing donor coordination mechanisms (A4.2)                                         |
| EQ5                 | Check whether UNFPA has established partnerships that contributed to the implementation of the 2010 Round and the use of statistical data (A5.1)                        |
| EQ2 & EQ3           | Check UNFPA contribution to generate an enabling environment for the conduction of the census (A2.1) and to generate an enabling environment for the use of data (A3.1) |

| <b>Complementary aspects</b> |                                                                                                                                                                                                                 |
|------------------------------|-----------------------------------------------------------------------------------------------------------------------------------------------------------------------------------------------------------------|
| EQ1                          | Ask them on whether UNFPA support was aligned with national needs on availability of statistical data (A1.2)                                                                                                    |
| EQ2 & EQ3                    | Ask them for evidences on whether the NSO has an enhanced capacity for the conduction of census/production of data and whether there is an enhanced use of data in the country (and UNFPA role in this if any). |

**INTERVIEW**

**FRAMING QUESTIONS**

*1. First of all I would like to double check with you what has been your/your **institution's involvement** with the census process (in any of its phases) and with specific UNFPA support to the census (coordination – UN Agencies, funding - donors). According to the documentation I have, your institution was involved in...Is that correct? Am I missing something? / could you complement it?*

*2. The main aspect I would like to discuss with you is about UNFPA institutional role in the census and in supporting the use of data in evidence-based policy making. Besides, I would be very grateful if you could give me your views regarding several contextual aspects in the country with regards to the census and the use of data.*

**CHECKLISTS**

| MAIN ASPECTS |                            |            |
|--------------|----------------------------|------------|
| EQ           | Assumption                 | Addressed? |
| EQ6          | A6.1 Comparative strengths | ✓          |
|              | A6.2 Key partner           |            |
| EQ4          | A4.2 Synergies             |            |
| EQ5          | A5.1 Partnerships          |            |
| EQ2          | A2.1 Enabling environment  |            |
| EQ3          | A3.1 Enabling environment  |            |

| COMPLEMENTARY |                                                                                                            |            |
|---------------|------------------------------------------------------------------------------------------------------------|------------|
| EQ            | Assumption                                                                                                 | Addressed? |
| EQ1           | A1.2 UNFPA support is aligned with national needs on availability of statistical data                      |            |
| EQ2           | A2.2 Effective support to NSO capacity                                                                     |            |
|               | A2.3 Sustainable capacity of NSO                                                                           |            |
| EQ3           | A3.2 Steady use of demographic and socio-economic data in evidence-based development of plans and policies |            |
|               | A.3.3 Use of date in policies (related to UNFPA mandate)                                                   |            |

| ADDITIONAL ASPECTS                                                                                                                                                                                                                                     | Covered? |
|--------------------------------------------------------------------------------------------------------------------------------------------------------------------------------------------------------------------------------------------------------|----------|
| <p><b>Closing question</b></p> <p>On what aspects do you think there was/is <b>room for improvement</b> and how. Any <b>recommendations</b> for the future? Comments on any other <b>aspects not covered</b> during the interview.</p>                 |          |
| <p><b>Linking question</b></p> <p>Who else should I talk to here in your organization or outside to complement what we have discussed?</p>                                                                                                             |          |
| <p><b>Wrap-up</b></p> <p>Remind the interviewee to send us any evidence related information mentioned during the interview.</p>                                                                                                                        |          |
| <p><b>End of the interview</b></p> <p>Thank the interviewee for the time and contributions. Inform on when the Case Study and the Final Evaluation Report will be available. Give your personal email. Make sure you have the interviewee details.</p> |          |

*Civil Society Organizations & Academia*

**OBJECTIVES**

**The most important points of an interview with Civil Society Organizations (CSO), including academia, are to find out whether the census in general and UNFPA support in particular had their needs into account; find out whether they are using census and related survey data for advocacy and research and find out whether UNFPA support has enhanced their capacity in this regard.**

| <b>Main aspects</b> |                                                                                                                                                                                                      |
|---------------------|------------------------------------------------------------------------------------------------------------------------------------------------------------------------------------------------------|
| EQ1                 | Check whether UNFPA support is aligned with their needs on availability of statistical data (A1.2)                                                                                                   |
| EQ3                 | Examine whether they use population and housing census and other relevant demographic and socio-economic data in their plans and for research and advocacy (A3.1 to A3.4)                            |
| EQ5                 | Check whether the interviewed CSO/Academia institutions have embarked in any type of partnership with UNFPA and assess the quality of the partnership and the effects of the absence of partnerships |
| EQ6                 | Find out about the perception of UNFPA's added value to them                                                                                                                                         |

| <b>Complementary aspects</b> |                                                                                                                                                                                           |
|------------------------------|-------------------------------------------------------------------------------------------------------------------------------------------------------------------------------------------|
| EQ2                          | Check on their opinion about the enabling environment for the census (and UNFPA contribution to it) and on their opinion as users about the capacity of NSO as providers of quality data. |
| EQ4                          | Use of resources and synergies (if they have been implementing partners/directly involved in any AWP)                                                                                     |
| EQ7                          | Mainstreaming HHRR & gender equality (if relevant to that ministry)                                                                                                                       |

**Note:** if the interviewee is an organisation working on HHRR and/ or gender equality issues, these should become main aspects to cover in the interview (not complementary).

**INTERVIEW**

**FRAMING QUESTIONS**

*1. First of all I would like to double check with you what has been your/your **institution's involvement** with the census process (in any of its phases) and with any specific UNFPA support to the census. According to the documentation I have been provided, your institution was involved in...Is that correct? Am I missing something? / could you complement it?*

*In particular, I am very interested in knowing whether you were consulted during the preparation of the census i.e. whether you participated in it in any way (providing input of any kind)*

*2. The main aspect I would like to discuss with you is about UNFPA institutional role in the census and in supporting the use of data in evidence-based policy making. Besides, I would be very grateful if you could give me your views regarding several contextual aspects in the country with regards to the census and the use of data.*

**CHECKLISTS**

| MAIN ASPECTS |                                                                                                                                                                                                |            |
|--------------|------------------------------------------------------------------------------------------------------------------------------------------------------------------------------------------------|------------|
| EQ           | Assumption                                                                                                                                                                                     | Addressed? |
| EQ3          | A3.1 Enabling environment                                                                                                                                                                      | ✓          |
|              | A3.2 Steady use in advocacy, research, plans, policies                                                                                                                                         |            |
|              | A3.3 Use in (advocacy, research) policies related to UNFPA mandate                                                                                                                             |            |
|              | A3.4 National ownership and leadership (by means of fostering the participation and inclusion of partner governments and CSO civil society organizations in the programming and implementation |            |
| EQ1          | A1.2 UNFPA support is aligned with national needs on availability of statistical data                                                                                                          |            |
| EQ5          | A5.1 Partnerships (that optimised the use of statistical data)                                                                                                                                 |            |
| EQ6          | A6.1 Comparative strengths                                                                                                                                                                     |            |

|  |                                                           |  |
|--|-----------------------------------------------------------|--|
|  |                                                           |  |
|  | A6.2 Key partner (whether UNFPA is seen as a key partner) |  |

| COMPLEMENTARY |                                  |            |
|---------------|----------------------------------|------------|
| EQ            | Assumption                       | Addressed? |
| EQ2           | A2.1 Enabling environment        |            |
|               | A2.3 Sustainable capacity of NSO |            |
| EQ4           | A4.1 Use of available resources  |            |
|               | A4.2 Synergies                   |            |
| EQ7           | A7.2 External mainstreaming      |            |

| ADDITIONAL ASPECTS                                                                                                                                                                                                                                  | Covered? |
|-----------------------------------------------------------------------------------------------------------------------------------------------------------------------------------------------------------------------------------------------------|----------|
| <p><b>Closing question</b><br/>On what aspects do you think there was/is <b>room for improvement</b> and how. Any <b>recommendations</b> for the future? Comments on any other <b>aspects not covered</b> during the interview.</p>                 |          |
| <p><b>Linking question</b><br/>Who else should I talk to here in your organization or outside to complement what we have discussed?</p>                                                                                                             |          |
| <p><b>Wrap-up</b><br/>Remind the interviewee to send us any evidence related information mentioned during the interview.</p>                                                                                                                        |          |
| <p><b>End of the interview</b><br/>Thank the interviewee for the time and contributions. Inform on when the Case Study and the Final Evaluation Report will be available. Give your personal email. Make sure you have the interviewee details.</p> |          |

## Annex 9 Key Country Data

### 9.1. COUNTRY FACT SHEET: PALESTINE

| PALESTINE                                                   |           |                                                                 |              |              |
|-------------------------------------------------------------|-----------|-----------------------------------------------------------------|--------------|--------------|
| Geographical Location <sup>75</sup>                         |           | Western Asia between the Mediterranean Sea and the Jordan River |              |              |
| Land area <sup>76</sup>                                     |           | 6220 km <sup>2</sup>                                            |              |              |
| SOCIAL INDICATORS                                           |           |                                                                 |              |              |
| POPULATION                                                  |           |                                                                 |              |              |
| Total Population (2014) <sup>77</sup>                       | Region    | Total                                                           | Sex          |              |
|                                                             | Palestine | 4.55 Million                                                    | Male         | Female       |
|                                                             | West Bank | 2.79 Million                                                    | 1.42 Million | 1.37 Million |
|                                                             | Gaza      | 1.76 Million                                                    | 894 Thousand | 866 Thousand |
| Percentage of Population Below 15 Years (2014) <sup>5</sup> |           | 39.7%                                                           |              |              |
| Percentage of Population Youth 15-29 (2014) <sup>78</sup>   |           | 30.0%                                                           |              |              |
| Percentage of Population elderly 65+ (2014) <sup>5</sup>    |           | 2.9%                                                            |              |              |
| Annual Growth rate (2010-2013) <sup>79</sup>                |           | 2.9%                                                            |              |              |
| Annual fertility rate (2008-2009) <sup>7</sup>              |           | 4.4%                                                            |              |              |
| HEALTH                                                      |           |                                                                 |              |              |
| Crude Mortality Rate (2011) <sup>80</sup>                   |           | 4.0 per 1,000                                                   |              |              |
| Adolescent birth rate (2010)                                |           | 67.0 per 1,000                                                  |              |              |
| Total birth rate (2010) <sup>8</sup>                        |           | 4.2 births                                                      |              |              |

<sup>75</sup> Kallner, D. H., and Rosenau, E. "The Geographical Regions of Palestine." Geographical Review. 1st ed. Vol. 29. American Geographical Society, 1939. 61-80. Print.

<sup>76</sup> Palestinian Central Bureau of statistics, Area, Population, and Population Density in Palestine by Governorate, 2011; Retrieved from: [http://www.pcbs.gov.ps/Portals/\\_Rainbow/Documents/LandUse-2011-02e.htm](http://www.pcbs.gov.ps/Portals/_Rainbow/Documents/LandUse-2011-02e.htm)

<sup>77</sup> Palestinian Central Bureau of Statistics, On the eve of the International population Day 11/07/2014, 2014; Retrieved from: <http://www.pcbs.gov.ps/site/512/default.aspx?tabID=512&lang=en&ItemID=1165&mid=3172&wversion=Staging>

<sup>78</sup> Palestinian Central Bureau of Statistics, 2014 On the Eve of International Youth Day, 12/8/2014; retrieved from: <http://www.pcbs.gov.ps/site/512/default.aspx?tabID=512&lang=en&ItemID=1184&mid=3172&wversion=Staging>

<sup>79</sup> Palestinian Central Bureau of Statistics, Summary of Demographic Indicators in the Palestine by Region, 2014; retrieved from: [http://www.pcbs.gov.ps/Portals/\\_Rainbow/Documents/e.htm](http://www.pcbs.gov.ps/Portals/_Rainbow/Documents/e.htm)

<sup>80</sup> Palestinian Central Bureau of Statistics, Palestinian Children–Issues and Statistics Annual Report, 2012; retrieved from: [http://www.pcbs.gov.ps/Portals/\\_PCBS/Downloads/book1863.pdf](http://www.pcbs.gov.ps/Portals/_PCBS/Downloads/book1863.pdf)

|                                                                                     |                         |        |        |       |         |
|-------------------------------------------------------------------------------------|-------------------------|--------|--------|-------|---------|
| Number of hospitals (2013) <sup>81</sup>                                            | 80                      |        |        |       |         |
| Number of Doctors (2013) <sup>9</sup>                                               | 1.6 per 1000 population |        |        |       |         |
| Number of Beds (2013) <sup>9</sup>                                                  | 1.3 per 1000            |        |        |       |         |
| Disability (2011) <sup>82</sup>                                                     | 2.7%                    |        |        |       |         |
| Smokers 18 year and above (2010) <sup>83</sup>                                      | 22.5%                   |        |        |       |         |
| <b>HOUSING</b>                                                                      |                         |        |        |       |         |
| <b>Housing Density (2012)<sup>84</sup></b>                                          | <1                      | 1-1.99 | 2-2.99 | 3+    | Average |
| Total                                                                               | 17.0%                   | 51.1%  | 24.3%  | 7.6%  | 1.5     |
| Urban                                                                               | 17.5%                   | 52.1%  | 23.5%  | 6.9%  | 1.5     |
| Rural                                                                               | 17.8%                   | 46.7%  | 26.2%  | 9.3%  | 1.5     |
| Camp                                                                                | 11.4%                   | 51.1%  | 27.3%  | 10.2% | 1.6     |
| Improved drinking water coverage (2014) <sup>85</sup>                               | 61.5%                   |        |        |       |         |
| Improved sanitation coverage (2014) <sup>13</sup>                                   | 98.6%                   |        |        |       |         |
| <b>EDUCATION</b>                                                                    |                         |        |        |       |         |
| Number of schools by supervising authority (2013) <sup>86</sup>                     |                         |        |        |       |         |
| Total                                                                               | 2784                    |        |        |       |         |
| Government                                                                          | 2063                    |        |        |       |         |
| UNRWA                                                                               | 342                     |        |        |       |         |
| Private                                                                             | 379                     |        |        |       |         |
| <b>EDUCATIONAL ATTAINMENT (OF POPULATION 15 YEARS AND ABOVE), 2013<sup>87</sup></b> |                         |        |        |       |         |
| Illiterate                                                                          | 3.7%                    |        |        |       |         |
| Can read and Write                                                                  | 5.8%                    |        |        |       |         |
| Elementary                                                                          | 14.2%                   |        |        |       |         |

<sup>81</sup> Palestinian Central Bureau of Statistics, Health Indicators, 2013; retrieved from: [http://www.pcbs.gov.ps/site/lang\\_en/881/default.aspx#Health](http://www.pcbs.gov.ps/site/lang_en/881/default.aspx#Health)

<sup>82</sup> Palestinian Central Bureau of Statistics, Disability Survey, 2011; retrieved from: [http://www.pcbs.gov.ps/Portals/\\_pcbs/PressRelease/disability\\_e2011.pdf](http://www.pcbs.gov.ps/Portals/_pcbs/PressRelease/disability_e2011.pdf)

<sup>83</sup> The Palestinian Central Bureau of Statistics & The Ministry of Health, International Day of Giving up Smoking (Word No Tobacco Day) on 31/5/2012, Press Release, 2012; retrieved from: [http://www.pcbs.gov.ps/Portals/\\_pcbs/PressRelease/MoH&PCBSSmoke2012E.pdf](http://www.pcbs.gov.ps/Portals/_pcbs/PressRelease/MoH&PCBSSmoke2012E.pdf)

<sup>84</sup> Palestinian Central Bureau of Statistics, Percentage Distribution of Households in Palestine by Housing Density, Region and Type of Locality, 2012; retrieved from: [http://www.pcbs.gov.ps/Portals/\\_Rainbow/Documents/AN-Hous-2012-E-5.htm](http://www.pcbs.gov.ps/Portals/_Rainbow/Documents/AN-Hous-2012-E-5.htm)

<sup>85</sup> Palestinian Central Bureau of Statistics, Multiple Indicator Cluster Survey, 2014; retrieved from: <http://www.pcbs.gov.ps/Downloads/book2099.pdf>

<sup>86</sup> Palestinian Central Bureau of Statistics, Number of Schools by Region, Supervising Authority and School Gender, 2013/2014; retrieved from: [http://www.pcbs.gov.ps/Portals/\\_Rainbow/Documents/Education-2013-02E.htm](http://www.pcbs.gov.ps/Portals/_Rainbow/Documents/Education-2013-02E.htm)

<sup>87</sup> Palestinian Central Bureau of Statistics, Percentage Distribution of Persons (15 Years and Over) by Educational Attainment, Region and Sex, 1995, 1997, 2000-2014; retrieved from: [http://www.pcbs.gov.ps/Portals/\\_Rainbow/Documents/Edu-1994-2014-10E.htm](http://www.pcbs.gov.ps/Portals/_Rainbow/Documents/Edu-1994-2014-10E.htm)



|                                                                            |                                   |                        |
|----------------------------------------------------------------------------|-----------------------------------|------------------------|
| Preparatory                                                                | 37.3%                             |                        |
| Secondary                                                                  | 21.9%                             |                        |
| Intermediate diploma                                                       | 5.0%                              |                        |
| Bachelor and above                                                         | 12.1%                             |                        |
| <b>LABOUR FORCE</b> <sup>88</sup>                                          |                                   |                        |
| Labour force participation rate (of population 15 years and above), (2012) | 43.6% (Males=69.2%/ Female=17.3%) |                        |
| Unemployment rate (of population 15 years and above), (2014)               | 26.7%                             |                        |
| Employment per place of work (2013)                                        | Palestinian Territory             | Israel and Settlements |
|                                                                            | 88.8%                             | 11.2%                  |
| <b>ECONOMIC INDICATORS</b>                                                 |                                   |                        |
| Gross Domestic Product GDP in million USD(2013) <sup>89</sup>              | 7,477                             |                        |
| % change in GDP (2012-2013) <sup>17</sup>                                  | 2.2%                              |                        |
| GDP per capita in million USD (2013) <sup>17</sup>                         | 1,793.3                           |                        |
| Consumer Price Index CPI (2013) <sup>90</sup>                              | 138.75                            |                        |
| Producer Price index (2013) <sup>91</sup>                                  | 103.45                            |                        |
| Gross Investment in million USD (2014)                                     | 1,837.6                           |                        |
| Gross Exports (2013) <sup>92</sup>                                         | 900.6                             |                        |
| Gross Imports (2013) <sup>20</sup>                                         | 5163.9                            |                        |
| Gross National Income in million USD (2013) <sup>17</sup>                  | 8,068                             |                        |
| Gross National Disposable Income in million USD (2013) <sup>17</sup>       | 8,767                             |                        |

<sup>88</sup> Palestinian Central Bureau of Statistics, Labor Statistics, 2015; retrieved from: [http://www.pcbs.gov.ps/site/lang\\_en/881/default.aspx#Labour](http://www.pcbs.gov.ps/site/lang_en/881/default.aspx#Labour)

<sup>89</sup> Palestinian Central Bureau of Statistics, National Accounts at Current and Constant Prices, 2013; retrieved from: <http://www.pcbs.gov.ps/Downloads/book2097.pdf>

<sup>90</sup> Palestinian Central Bureau of Statistics, Annual Consumer Price Index Number and Percent Change by Region for: 1996 – 2013 Base Year (2004 = 100), 2015; retrieved from: [http://www.pcbs.gov.ps/Portals/\\_Rainbow/Documents/e-Time%20series%20cpi%201996-2013%20-%20base%20year%202004.htm](http://www.pcbs.gov.ps/Portals/_Rainbow/Documents/e-Time%20series%20cpi%201996-2013%20-%20base%20year%202004.htm)

<sup>91</sup> Palestinian Central Bureau of Statistics, Palestinian Producer Price Index, 2014; retrieved from: <http://www.pcbs.gov.ps/site/512/default.aspx?tabID=512&lang=en&ItemID=1017&mid=3171&wversion=Staging>

<sup>92</sup> Palestinian Central Bureau of Statistics, 2015 Main Indicators of 2013; retrieved from: [http://www.pcbs.gov.ps/Portals/\\_Rainbow/Documents/Main%20Indicator\\_E.htm](http://www.pcbs.gov.ps/Portals/_Rainbow/Documents/Main%20Indicator_E.htm)

| Millennium Development Goals (MDGs) <sup>93</sup> |                                                                                                                                                                                                        |
|---------------------------------------------------|--------------------------------------------------------------------------------------------------------------------------------------------------------------------------------------------------------|
| Eradicate Extreme poverty and hunger              | Persisting high poverty rates and the rise in the number of 'new poor' negatively affects food security, as a result of occupation and closure                                                         |
| Achieve universal primary education               | In spite of good results in primary education enrolment, quality of basic education requires improvement                                                                                               |
| Promote gender equality and Empowerment of women  | Political participation and educational progress is favourable, whereas women's economic participation remains low                                                                                     |
| Reduce child mortality                            | Goal Almost attained                                                                                                                                                                                   |
| Improve maternal health                           | Both Ministry of Health and local Palestinian health providers are capable and sensitized to deal with maternal health                                                                                 |
| Combat HIV/AIDS, Malaria and other diseases       | Due to the low prevalence of HIV/AIDS in the oPt, the focus is on preventing communicable and sexually transmitted diseases as well as providing treatment and care for HIV+ people and their families |
| Ensure environment stability                      | Lack of control over natural resources, particularly water and land, due to occupation, and early stage of environmental protection                                                                    |
| Develop a global partnership for development      | Shift in donors' focus from emergency and humanitarian aid to long-term development objectives                                                                                                         |

<sup>93</sup> United Nations-Development Programme of Assistance to the Palestinian People, MDG Advancement in the Occupied Palestinian Territory, 2015; retrieved from: <http://www.undp.ps/en/mdgs/mdgmain.html>

## 9.2 DEVELOPMENT CHALLENGES FOR UNFPA MANDATE AREAS IN PALESTINE<sup>i</sup>

### Reproductive and sexual health

Infant and mortality rates remain high in Palestine despite continuous efforts exerted to reduce them. After the establishment of the PA, there has been a steady decrease in infant mortality rates; in the interval 1990-1994, the infant mortality rate was 33.2 deaths for every 1000 live births<sup>94</sup>, while in 2010, the infant mortality rate decreased to 24 deaths for every 1000 live births.<sup>95</sup> As for newborn mortality rates, the rate decreased from 27.3 deaths per 1000 live births in 1990-1994<sup>96</sup>, to 20 deaths per 1000 live births in 2010<sup>97</sup>.

However, the gap in infant and newborn mortality rates between West Bank and Gaza Strip is substantial. Where in Gaza, the infant mortality rate was 27.7 deaths and the newborn mortality rate was 22.4 deaths, for every 1000 live births in 2010, compared to the West Bank, where the infant mortality rate was 21.2 deaths and the newborn mortality rate was 18.2 deaths, for every 1000 deaths in 2010.<sup>98</sup> This gap indicates a need for investment in the health sector, mainly in the Gaza Strip.

In the West Bank, the main causes of infant deaths were from prenatal diseases (38%), congenital malformations (18.0%) and blood poisoning (11.1%). For newborn deaths, the main causes were respiratory diseases (37.6%), congenital malformations (19.0), communicable diseases (12.2), and premature birth and low birth weight (11.3%).<sup>99</sup> The maternal death rate in 2006 was 38 deaths for every 100,000 live births and decreased to 32 deaths for every 100,000 live births in 2011. In 2010, 95.4% of pregnant women received prenatal health care and 98.4% of deliveries were supervised by a qualified health care team. However, only 38.4% of women received postnatal services. This may be a reason behind maternal deaths and infant mortality. Nevertheless, 41% of deliveries in 2010 were to women under 18 years of age.<sup>100</sup>

In 2010, there were 66 cases of HIV disease (AIDS), which increased to 72 cases in 2011. The main issue in regards to these communicable diseases is the limited public awareness of prevention methods; for example, only 58.8% of men and 35.4% of women, aged 15-29, were aware of at least three prevention methods on the spread of HIV.<sup>101</sup>

---

<sup>94</sup> Palestinian Central Bureau of Statistics, Millennium Development Indicators in Palestine 1994-2010, 2011.

<sup>95</sup> Palestinian Central Bureau of Statistics, Palestinian Survey on Family Health 2010, 2011

<sup>96</sup> Palestinian Central Bureau of Statistics, Millennium Development Indicators in Palestine 1994-2010, 2011.

<sup>97</sup> Palestinian Central Bureau of Statistics, Palestinian Survey on Family Health 2010, 2011

<sup>98</sup> Palestinian Central Bureau of Statistics, Palestinian Survey on Family Health 2010, 2011

<sup>99</sup> Palestinian Central Bureau of Statistics, Palestinian Survey on Family Health 2010, 2011

<sup>100</sup> Palestinian Central Bureau of Statistics, Palestinian Survey on Family Health 2010, 2011

<sup>101</sup> Palestinian Central Bureau of Statistics, Palestinian Survey on Family Health 2010 (Unpublished data).

Awareness and action is also required to fight and prevent the spread of tuberculosis, a disease that affected 0.40 of every 100,000 citizens, and hepatitis, a disease that affected 25 of every 100,000 citizens, in 2010.<sup>102</sup>

### Gender Equality

In the development process of any society, the participation of women is a basic factor. In the Palestinian public life, female participation has significantly increased.

Palestinian women have high rates of enrolment at all levels of education, and in some levels, exceed male enrolment rates; for example, 98 females for every 100 males in basic education, 118 females for every 100 males in secondary education, and 128 females for every 100 males in university education. In regards to scientific specialization at university level and vocational and technical education at the secondary level, male enrolment rates exceed female enrolment rates (56 females for every 100 males). This gap is likely a result of traditional views on the role of women in society and their chosen fields of work.

As for the labour market, in 2010 the female participation rate was only 15% as compared to men with a 67% participation rate (aged 15 years and older). However, female unemployment was 27% as compared to men was 23%. Female participation rate in politics is generally low; only 12.9% of Palestinian Legislative Council members are women, 18% of local council representatives are women, and in the public sector, 19.7% is the share of women in senior positions.

Domestic violence is a significant issue facing Palestinian women; approximately 37% of Palestinian women have suffered from some sort of violence from their spouse. Nevertheless, single women (aged 18-64) are subjected to physical violence from a family member (30%) and/or to psychological abuse from a family member (26%).

### Population and development strategies

International assistance constituted 31% of the Palestinian Gross Domestic Product (GDP) in 2010. The amount of international assistance increased steadily from 2000 to 2009, but then started to decrease. This decline requires substantial efforts to enhance accountable management of international assistance and ensure linkages are demonstrated to national priorities.<sup>103</sup>

In 2010, the amount of assistance offered to Palestine was US\$2,500 million, of which US\$1,150 million was allocated to support the current budget, and approximately \$590 million for humanitarian needs and assistance.<sup>104</sup> These numbers indicate how fragile the

---

<sup>102</sup> Ibid.

<sup>103</sup> UNDP, The National Strategies to Achieve the MDG's by 2015 (2012); <http://www.undp.ps/en/newsroom/publications/pdf/other/%20MDG2012.pdf>

<sup>104</sup> UNDP, The National Strategies to Achieve the MDG's by 2015 (2012); <http://www.undp.ps/en/newsroom/publications/pdf/other/%20MDG2012.pdf>

Palestinian economy is and that Palestine significantly depends on the Israeli economy and international aid. Furthermore, it is crippled by inadequate foreign investment and limited control over natural resources. The primary contributors to economic growth are Government spending (financed by international aid) and the service sector. However, this economic growth has not reflected positively on employment rates, especially among women.<sup>105</sup>

To improve internal Palestinian coordination, the distribution of international assistance to match national priorities is required,<sup>106</sup> as well as Government action to secure support from both the donors and investor community. There are several initiatives that have recently suggested to support the development of the Palestinian economy; such the *Economic Initiative for Palestine* (declared by the US Secretary of State John Kerry), an approximately US\$11 billion investment over 6 years package of projects covering eight major sectors. As well as two major investment funds announced by the Palestinian Investment fund are (1) Sharakat (a unified investment and financing platform targeting vital economic sectors, such as industry, agribusiness, ICT and microfinance), and (2) Inma' (an investment fund targeting major infrastructure, natural resources and tourism projects).<sup>107</sup>

Further intensive economic development requires a strong international political will to secure the enabling removal of Israeli restrictions and control over the Palestinian economy. Furthermore, this development requires support and collective effort from the Palestinian society.<sup>108</sup>

---

<sup>105</sup> Palestinian Ministry of Planning and Development, National Development Plan 2014-2016, 2014; [http://www.mopad.pna.ps/en/images/PDFs/Palestine%20State\\_final.pdf](http://www.mopad.pna.ps/en/images/PDFs/Palestine%20State_final.pdf)

<sup>106</sup> UNDP, The National Strategies to Achieve the MDG's by 2015, 2012; <http://www.undp.ps/en/newsroom/publications/pdf/other/%20MDG2012.pdf>

<sup>107</sup> Palestinian Ministry of Planning and Development, National Development Plan 2014-2016, 2014; [http://www.mopad.pna.ps/en/images/PDFs/Palestine%20State\\_final.pdf](http://www.mopad.pna.ps/en/images/PDFs/Palestine%20State_final.pdf)

<sup>108</sup> Palestinian Ministry of Planning and Development, National Development Plan 2014-2016, 2014; [http://www.mopad.pna.ps/en/images/PDFs/Palestine%20State\\_final.pdf](http://www.mopad.pna.ps/en/images/PDFs/Palestine%20State_final.pdf)



Evaluation Office, United Nations Population Fund  
605 3RD Avenue  
New York, NY 10158 USA  
e-mail: [evb@unfpa.org](mailto:evb@unfpa.org)

<http://www.unfpa.org/news/unfpa-support-population-and-housing-census-data>