

# Evaluation of UNFPA support to population and housing census data to inform decision-making and policy formulation 2005-2014

Kenya



---

## Country Case Study



November 2015

### Evaluation Office

Alexandra Chambel Evaluation manager, Evaluation Adviser and  
Chair of the evaluation reference group

Natalie Raaber Research assistant

### ICON-INSTITUT Public Sector consultants

Anne Gillies Evaluation expert

Frank Eelens Census expert

Margaret Ndwiga National expert

Christophe Dietrich ICON Backstopping

Copyright © UNFPA 2015, all rights reserved.

The analysis and recommendations of this report do not necessarily reflect the views of the United Nations Population Fund. This is an independent publication by the independent Evaluation Office of UNFPA.

A multicultural team of international and national experts authored this report. The report has been quality assured, including extensively fact-checked, by the UNFPA Evaluation Office and the UNFPA Country Office in Kenya. The findings have been found to be sound and credible by the UNFPA Evaluation Office. The report has not, however, been subject to a professional copy edit or systematic editorial checks and may therefore vary in editorial quality.

Any enquiries about this report should be addressed to: Evaluation Office, United Nations Population Fund, e-mail: [evb@unfpa.org](mailto:evb@unfpa.org)

For further information on the evaluation please consult the Evaluation Office webpage:  
<http://www.unfpa.org/public/home/about/Evaluation/EBIER/TE>

## Acronyms

AWP	Annual Work Plans
CO	Country office
CPAP	Country Programme Action Plan
CPD	Country Programme Document
CSO	Civil Society Organization
CTA	Chief Technical Assistance
DHS	Demographic and Health Survey
DoP	Department of Population
EQ	Evaluation Question
EQA	Evaluation Quality Assessment
EO	Evaluation Office
ESARO	Eastern and Southern Africa Regional Office
GDP	Gross Domestic Product
GIS	Geographic Information System
GNP	Gross National Product
HQ	Headquarters
ICPD	International Conference on Population and Development
IHLCS	Integrated Household Living Conditions Survey
ILO	International Labour Organization
IMIS	Integrated Management Information System
KeNADA	Kenya National Data Archive
KNBS	Kenya National Bureau of Statistics
M&E	Monitoring and evaluation
MDG	Millennium Development Goals
NCSC	National Civil Society Congress
NSO	National Statistical Office
OECD-DAC	Organisation for Economic Co-operation and Development/Development Assistance Committee
OMR	Optical Mark Reading
P&D	Population & Development
PES	Post Enumeration Survey
PSRI	Population Studies Research Institute

## Acronyms

RO	Regional office
SRH	Sexual and Reproductive Health
SSC	South-South Cooperation
TA	Technical Assistance
TWC	Technical Working Committee
TORs	Terms of reference
UNCT	United Nations country team
UNDAF	United National Development Assistance Framework
UNDP	United Nations Development Programme
UNEG	United Nations Evaluation Group
UNESCO	United Nations Educational, Scientific and Cultural Organization
UNFPA	United Nations Population Fund
UNHCR	The Office of the United Nations High Commissioner for Refugees
UNIC	United Nations Information Centre
UNICEF	United Nations Children’s Fund
UNSD	United Nations Statistics Division
USCB	United States Census Bureau

## Table of contents

Acronyms.....	3
1. Introduction.....	8
2. Methodology of the country case study .....	9
4. Findings and analysis .....	26
5. Considerations for the overarching global thematic level.....	74
Annexes .....	82
Annex 1 List of documents consulted.....	83
Annex 2 List of people consulted.....	90
Annex 3 Atlas portfolio of interventions in Kenya .....	94
Annex 4 Kenya stakeholder map.....	100
Annex 5 Evaluation Matrix.....	113
Annex 6 Selected examples of census use in plans, programmes and policies .....	122
Annex 7 Interview logbook template .....	133
Annex 8 Interview protocols/guides .....	134
Annex 9 Key Country Data .....	146

## List of tables

Table 1. UNFPA Country Quadrants - modes of engagement by setting.....	10
Table 2. Outcomes in the UNDAF (2004-2008) related to census/ data .....	22
Table 3. Expected outputs of the Kenya country programme 2009 - 2013.....	22
Table 4. Expected outputs of the Kenya country programme 2014 – 2018.....	23
Table 5. Total amount budgeted and spent (core and non-core resources) on census in Kenya 2005-2014 .....	24
Table 6. Examples of census data use by MoDP and line ministries.....	48
Table 7. Examples of census data use from civil society .....	53

## List of figures

Figure 1. People consulted by type of stakeholder at country level.....	12
Figure 2. Kenyan population growth trend .....	17
Figure 3. Total amount budgeted and spent (core and non-core resources) on census in Kenya 2005-2014.....	24
Figure 4. Breakdown of core vs. non-core expenditures in support of census in Kenya 2005-2014.....	24
Figure 5. Donor contributions (million USD) to census in Kenya 2005 - 2014.....	25

Figure 6. Expenditure by Kenya CO 2005 to 2014 on population & development and census as percentage of total country office expenditure ..... 25

Figure 7. Timeline: Key dates of the census process ..... 31

Figure 8. Context, needs and response modalities ..... 75

**List of boxes**

Box 1. The term data ..... 8

Box 2. What a case study is not ..... 9

Box 3. The six selected countries for the case study visits ..... 10

Box 4. Content analysis..... 12

Box 5. Contribution analysis ..... 13

Box 6. Human Development Index (HDI) ..... 17

Box 7. The role of the National Council for Population Development ..... 28

Box 8. The United Nations Statistical Division recommendations on ethnicity ..... 33

Box 9. The United Nations Statistical Division recommendations on communication ..... 34

Box 10. Best practice sustainably acquired by KNBS ..... 38

Box 11. iCADE the Data Capture System of the U.S. Census Bureau ..... 42

Box 12. CensusInfo: A Software Application for Disseminating Census Results ..... 43

Box 13. IMIS – Integrated Management Information System ..... 46

Box 14. The demographic dividend ..... 50

Box 15. The population situation analysis in Kenya ..... 52

Box 16. Population estimates and projections for inter-censal periods ..... 54

Box 17. The principles of the population policy for national development (2012-2030) 56

Box 18. The United Nations Development Assistance Framework: United Nations Delivering As One ..... 64

Box 19. Partners in Population Development ..... 65

Box 20. Sex differentials vs. gender analysis ..... 69

## Structure of the Case Study report.

The case study report is divided into six chapters:

**Chapter 1**, the introduction, presents the objectives and scope of the evaluation and of the case study.

**Chapter 2** describes the methodology of the case study, including the rationale for the selection of Kenya, the methodological framework, the approach to data collection and analysis and the limitations.

**Chapter 3** presents the country context and an overview of the UNFPA response. The country context covers both the broader socio-economic framework as well as the context of the census in Kenya. The overview of the response by UNFPA describes the programmatic and financial support provided in this particular context over the period of analysis.

**Chapter 4** on findings contains the core analysis. It responds to the national dimension of the evaluation questions and their associated assumptions.<sup>1</sup>

The issues or considerations from the case study as an input to the evaluation report are presented in **Chapter 5**. Therefore, Chapter 5 presents the aspects most relevant to the overall aggregate analysis within the synthesis evaluation report.

**The annexes** include a list of people and documents consulted, the Atlas portfolio of UNFPA interventions in support of census in Kenya, the stakeholder map, the results of the cyber search, the interview guides and the logbook template and key country information.

---

<sup>1</sup> Some of the questions also have a regional and global dimension that is not addressed in the county case studies but will be included in the overall synthesis report of the evaluation.

# 1. Introduction

## 1.1. Objectives and scope of the thematic evaluation

This case study is part of the evaluation of UNFPA support to population and housing census data to inform decision-making and policy formulation (2005-2014). The evaluation aims to assess the support of UNFPA to strengthening national capacity for the production and dissemination of disaggregated quality data and its use in evidence-based analysis, decision-

### Box 1. The term data

By data we refer to statistical data in a broader sense, including population and housing census data as well as other relevant demographic and socio-economic data linked to the census and its products, such as population projections and population based surveys. In fact, the census is an intrinsic part of the national statistical system, which itself includes a number of surveys associated with the census, either because they use the cartography and sampling of the census operation or because they use census data directly.

making and policy formulation over the last 10 years, corresponding to the period of the 2010 World Population and Housing Census Programme (the “2010 census round”).

The three primary **objectives** of the evaluation are:

- To assess the relevance, effectiveness, efficiency and sustainability of the support of UNFPA to the 2010 round of population and housing censuses.
- To assess the extent to which census data are disseminated and used for the development of policies, development plans and programmes related to population dynamics, reproductive health and rights, youth, and gender equality.
- To identify lessons learned and generate knowledge to inform the midterm review of the 2014 – 2017 Strategic Plan, in particular outcome 4, and to inform the support of UNFPA to the 2020 census round.

The **scope** of this thematic evaluation is worldwide (including all countries in which UNFPA has provided support to census), and covers three levels of analysis: national (country), regional and global. The national level covers both the central and local tiers of government administration.

The scope of the evaluation’s assessment focuses on the *how* and the *why* of census support (i.e. *how* UNFPA support to census has had an impact and *why* that is the case) rather than on the *what* (i.e. describing and analysing the magnitude of the effects). The type of UNFPA support to census and the particular modalities utilized vary according to country context. The aim of the evaluation is to determine the particular models of census support that work well (and those that do not work well) and the conditions/circumstances under which each occurs. It is worth noting that the evaluation will only examine the degree to which data from census was used in the formulation of plans and policies; it will not assess the quality of those plans or policies or their effects on citizens and organizations.



## 1.2 Objectives and scope of the case study

In the framework of the evaluation, case studies have been conducted in countries where support to census has been provided and where examples illustrate the range and modalities of UNFPA support to census to inform decision-making and policy formulation within diverse contexts. A prime aim of the case studies is to **inform and provide input to the evaluation report**. In this regard, case studies represent a key source of information/data that will inform the report. A case study is an in-depth analysis of a specific UNFPA support setting, and as such, it is a key input to the thematic evaluation. A support setting refers to the combination of a particular country context with a modality of support.<sup>2</sup>

Other sources of data informing the Synthesis Report are the *extended desk reviews*, conducted in thirteen countries analysed remotely, two worldwide surveys, one for National Statistical Offices (NSO) and another for UNFPA country offices, and regional and global analyses, consisting of individual interviews and study of documentation at regional and global levels.<sup>3</sup>

The thematic and geographical **scope** of the case study, that is, what the country case study assesses, is determined by the national-level questions included in the evaluation matrix (see annex 5). Among the sources of information to the evaluation report listed above, case studies correspond to qualitative analyses providing evidence on what works and what does not work (in terms of UNFPA support models), on the *how* and the *why*, in different contexts and scenarios.

### Box 2. What a case study is not

A country case study is neither a programme level evaluation (or a substitute for one), nor a performance audit of the country office.

## 2. Methodology of the country case study

### 2.1 Justification for the selection of the case study

The UNFPA portfolio covers six regions of intervention: Western and Central Africa; Eastern and Southern Africa; Asia and the Pacific; Arab States; Eastern Europe and Central Asia and Latin America and the Caribbean. The Evaluation Office decided to select one country per region to undertake a case study, taking the following into consideration:

- The different national contexts
- The diverse needs and ways in which the census was conducted (new technologies versus traditional technologies)
- The range of capacity at country level to conduct a census
- The number of census stages supported by UNFPA
- The amounts spent (expenditure) in support to the census
- The different modalities of engagement, including south-south cooperation

<sup>2</sup> A modality of support or mode of engagement is a given combination of intervention strategies adopted by UNFPA to support censuses i.e. advocacy and policy dialogue, technical assistance and advice, service delivery and procurement, and south-south and triangular cooperation, including knowledge management.

<sup>3</sup> For a more detailed description of the case study methodology and how case studies fit into the mix of sources of information to the evaluation report see chapter 2 of the evaluation report.

Purposeful sampling was utilized for the selection of the sample. The specific **criteria used to select** the country within each region were: census stage coverage (the number of stages to which UNFPA provided support), UNFPA financial support, the date census was taken,<sup>4</sup> government effectiveness and the country quadrant classification.<sup>5</sup>

### Box 3. The six selected countries for the case study visits

The selected countries were **Mauritania** in Western and Central Africa, **Kenya** in Eastern and Southern Africa, **Myanmar** in Asia and the Pacific, **Palestine** in the Arab States, **Tajikistan** in Eastern Europe and Central Asia, and **Peru** in Latin America and the Caribbean.

The country quadrant classification – introduced under the 2014-2017 Strategic Plan – is an UNFPA system grouping countries on the basis of their ability to finance (Gross National Income) and need for support. The result of this classification determines the mode of engagement of UNFPA in a particular country.

**Table 1. UNFPA Country Quadrants - modes of engagement by setting**

<i>Ability to finance</i>	<i>Need</i>			
	Highest	High	Medium	Low
Low	Advocacy and policy dialogue/advice, KM, capacity development, service delivery	Advocacy and policy dialogue/advice, KM, capacity development, service delivery	Advocacy and policy dialogue/advice, KM, capacity development	Advocacy and policy dialogue/advice, KM
Lower-middle	Advocacy and policy dialogue/advice, knowledge management, capacity development, service delivery	Advocacy and policy dialogue/advice, knowledge management, capacity development	Advocacy and policy dialogue/advice, knowledge management	Advocacy and policy dialogue/advice
Upper-middle	Advocacy and policy dialogue/advice, knowledge management, capacity development	Advocacy and policy dialogue/advice, knowledge management	Advocacy and policy dialogue/advice	Advocacy and policy dialogue/advice *
High	Advocacy and policy dialogue/advice *	Advocacy and policy dialogue/advice *	Advocacy and policy dialogue/advice *	Advocacy and policy dialogue/advice *

Note: \* UNFPA physical presence only in select countries

The resulting sample of case studies includes countries in the various quadrants. The degree of government effectiveness, measured by the World Bank indicator, was used as a proxy of the likelihood of census data being used for policy making.<sup>6</sup>

**Kenya** was selected in the East and Southern Africa region as it falls within the red quadrant, meaning that it was categorized (at the time of the 2009 census) as having low ability to finance combined with higher levels of development and technical needs. Additionally, Kenya sits within the second to lowest quartile of government effectiveness. UNFPA support in Kenya covered all modes of engagement, namely advocacy/policy dialogue and advice, assistance with knowledge management, capacity development and service delivery. Support to census covered all stages of the census (planning and preparation, enumeration, data processing, analysis and dissemination). The Kenyan

<sup>4</sup> The date of the census, census stage coverage, and the amount of financial support (inclusive of core and non-core funds) were retrieved from the UNFPA evaluation office survey of countries to which UNFPA provided support to census, conducted from July to September 2014.

<sup>5</sup> For a more detailed description of the selection process and the application of the criteria see chapter 6.1 of the Inception Report "Selection of country case studies".

<sup>6</sup> <http://data.worldbank.org/data-catalog/worldwide-governance-indicators>

census was conducted in 2009, allowing for the possibility to collect information about the use of census data in evidence-based planning and policy making.

## 2.2 Methodological framework

A theory of change was developed during the inception phase of the evaluation.<sup>7</sup> The evaluation team reviewed and tested the relevance and robustness of the theory of change and used it for each country case study to assess the ways in which the UNFPA support to the 2010 census round had contributed to, or was likely to contribute to change.

The theory of change forms the basis of the methodological framework of the evaluation, with the evaluation matrix capturing that which will be assessed and how (annex 5). The matrix presents the seven evaluation questions by evaluation criteria (relevance, efficiency, effectiveness, sustainability and added value). It also lays out the assumptions underlying each evaluation question, the indicators associated with these assumptions, sources of information and sources and tools for data collection.

The evaluation matrix encompasses three levels of analysis: national, regional and global. The country case studies form a data package that addresses the national level of the evaluation matrix.<sup>8</sup> The evaluation questions and their underlying assumptions are the same across all case studies, but indicators may vary given the specificities of each country determined, inter alia, by the country context and the specific UNFPA modalities of support.

### 2.2.1 Approach to data collection and analysis

The methods used for **data collection, in Kenya**,<sup>9</sup> include the study of documentation (see annex 1), semi-structured individual interviews and group discussions (see annexes 7 and 8), and cyber search for key documents (see annex 6). The cyber search, in particular, was selected as a tool to identify ways in which census data was applied in policies, plans and research, using the internet as the main source. Group discussion techniques were employed particularly when interviewing larger groups of key informants.

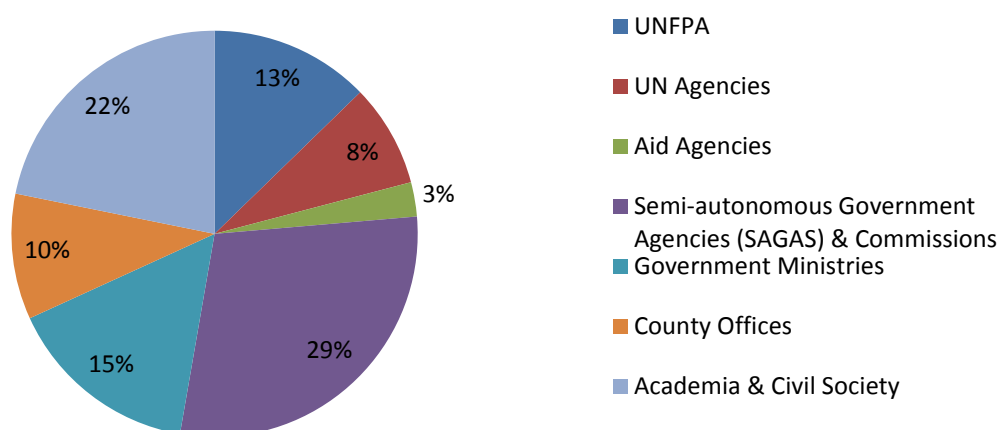
---

<sup>7</sup> See inception report, volume 1.

<sup>8</sup> As noted above, some of the questions in the Matrix also contain a regional and global dimension. This is not addressed in case studies but rather in the evaluation report.

<sup>9</sup> The in-country mission took place from May 11-22.

Figure 1. People consulted by type of stakeholder at country level



The country case study in Kenya consulted a total of 110 people ensuring wide stakeholder representation. Figure 1 shows their distribution by type of stakeholder (annexes 2 and 4). A site visit for the evaluation was conducted to Nakuru County and discussions were held with Nairobi County officials as part of data collection.

As part of the sources of data for the thematic evaluation, on-line survey questionnaires were sent to UNFPA country offices and National Statistical Offices supported during the 2010 round. These surveys also covered Kenya, but are treated as aggregate data as a part of the broader global analysis and are, as such, not specifically used as sources of data for the country case studies.<sup>10</sup>

**Data analysis**, in this country case study, was guided by the evaluation matrix (national level – see annex 5) and included qualitative and quantitative analysis. Methods used include content and contribution analysis (see box 4 and 5, respectively), as well as triangulation and external and internal validation.<sup>11</sup>

#### Box 4. Content analysis

Content analysis was used to identify emerging common trends, themes and patterns for each evaluation question, at the national level of analysis. Content analysis was also used to highlight diverging views and opposing trends. The emerging issues and trends provided the basis for the evaluation findings.

<sup>10</sup> The use of survey results as aggregate data is part of the methodology and also adheres to the confidentiality principle.

<sup>11</sup> Qualitative analysis techniques included coding (of logbooks and evidence) and the use of country spreadsheets (assisted by an evidence sorting database) allowing the systematic assessment of logbooks and documents by assumption in the evaluation matrix. Technical and operating specifications of the bespoke evidence-sorting database developed for this thematic evaluation will be annexed to the Evaluation report.

Triangulation involved comparing findings among several sources (at least three when relevant) as well as crosschecking evidence from interviews, documentation review, and online sources.<sup>12</sup>

**External validation** consisted of a debriefing workshop in Kenya at the end of the field visit in which preliminary findings were shared, discussed and validated with country office staff. The revision of the first draft of this report by the country office to identify factual errors and omissions was also part of the external validation process. Internal validation took place through a peer review process among evaluation team members and the Evaluation Office during the production of draft versions of this country report.

#### Box 5. Contribution analysis

Contribution analysis used a theory of change-based approach to assess the degree to which various identified factors contributed to observed change at the country level. Kenya case study allowed for a more in-depth exploration of UNFPA contributions to the 2010 census round, as it allowed for the examination of the interaction between multiple influencing factors and effects. It also facilitated the identification of alternative pathways for observed changes.

---

<sup>12</sup> The importance of triangulation increases as the level of analysis deepens. Triangulation will become very important in the evaluation report. Case studies are one of several data clusters for the evaluation and will be treated as one of the sources of evidence and triangulation for the evaluation report.

### 2.2.2 Methodological limitations

The main limitations for the case study as well as steps taken to mitigate these are detailed below:

#### **Time elapsed since the 2009 census**

The time period since the 2009 census meant that it was often difficult for people to recall the activities surrounding the census itself with complete accuracy. In order, therefore, to develop as complete a picture as possible, the evaluation team identified a wide range of stakeholders to provide diverse information about the census. Documents were used extensively as secondary sources to triangulate interview information.

#### **Limited direct knowledge of or involvement in the census**

Key people in agencies and organizations were often no longer in the position that they held at the time of the census and their successors at times had little first-hand knowledge about what had taken place either during or after the census. Similar to the first limitation above, efforts were made to broaden the type and number of research participants to ensure that many individuals provided input to construct a thorough 'composite' picture of what took place.

### 3. Country context and overview of UNFPA response

#### 3.1 Country context

##### 3.1.1 Socio-economic, political and demographic context

The Republic of Kenya with a total area of 582,650 km<sup>2</sup> is situated on the east coast of Africa, on the equator. It is bordered by Ethiopia and South Sudan to the north, the Indian Ocean and Somalia to the east, the United Republic of Tanzania to the south and Uganda and Lake Victoria to the west. Arid and semi-arid lands (ASALs) comprise 84 per cent of the Kenyan total land area,<sup>13</sup> and only about 17 per cent of land is productive agricultural land that sustains the livelihoods of 75 per cent of the population.<sup>14</sup>

The indigenous people of Kenya, who constitute 84 per cent of the population, belong to more than 40 ethnic groups, with the Kikuyu, Luhya and Luo being the largest three ethnic groups respectively. Other African inhabitants constitute 15 per cent of the population, with the remaining one per cent being Europeans, Asians and Arabs. The ethnic composition of the Kenyan indigenous population has a bearing on the wider socio-political and socio-economic context of the country.



Since the 1980s, though particularly in the last decade, the political instability in neighbouring countries, specifically Somalia and South Sudan, has influenced migration patterns and necessitated heightened security vigilance in the northern and north-eastern parts of Kenya. The number of refugees and ‘persons of concern’ in Kenya (as of the beginning of 2015) was approximately 605,000.<sup>15</sup>

Kenya gained independence from British colonial rule and became a Republic on 12 December 1963. It is a unitary state governed through a presidential system with a multiparty political system and a parliamentary democracy. Prior to the 2010 constitution, including at the time that the 2009 Kenya Population and Housing Census (KPHC) was carried out, the country was divided into eight provinces, which were further subdivided into districts. Following the 2010 Constitution, which came into force on 27 August 2010, the country is now structured into 47 devolved counties.

Under the current devolved system of governance, there are three arms of Government: the executive (constituted by the president as the head of state and the cabinet), an

<sup>13</sup>Publication by IFAD & IWGIA (2012).

<http://www.ifad.org/english/indigenous/pub/documents/tnotes/Kenya.pdf> (accessed May 6 2015)

<sup>14</sup> According to a survey by FAO (2005): Kenya AQUASTAT Survey 2005

[http://www.fao.org/nr/water/aquastat/countries\\_regions/ken/KEN-CP\\_eng.pdf](http://www.fao.org/nr/water/aquastat/countries_regions/ken/KEN-CP_eng.pdf) (accessed May 6, 2015)

<sup>15</sup> See UNHCR Annual Global Trends Report 2014 <http://unhcr.org/556725e69.html> (accessed November 15, 2015)



independent judiciary and the legislature. Parliament consists of the National Assembly and Senate. The National Assembly is made up of an ex-officio speaker and 349 members, including 47 elected women representatives from each county and 12 additional members nominated by political parties according to their proportions in Parliament to represent special interest groups.<sup>16</sup> The Senate consists of an ex-officio speaker and 67 members.<sup>17</sup>

Different ethnic communities are historically associated with particular geographical/ecological zones but many regions have gradually turned cosmopolitan, especially in urban areas. In a few cases, however, political events have disrupted peaceful co-existence among different groups. For example, the 2007/08 post-election violence (PEV) in parts of Rift Valley, Nairobi and Western areas of the country, which resulted from the disputed results of the 2007 general election.

After independence, high fertility, coupled with declining mortality, made Kenya record one of the world's fastest population growth rates in the 1970s and 1980s, with a rate of almost four per cent.<sup>18</sup> The Kenyan population is still growing rapidly and has more than tripled from 10.9 million in 1969 to 38.6 million people in 2009 (see Figure 2).<sup>19</sup> The population of Kenya remains very youthful, with more people in the younger age groups than in older.<sup>20</sup> About 43 per cent of the total population is under the age of 15 years,<sup>21</sup> a decline from the 48 per cent reported in the 1969 population census. Youth aged 15-24 account for about one-fifth of the population, while young adults aged 25-34 accounted for almost 15 per cent of the population in 2009 (up from 12 per cent in 1969).<sup>22</sup> The total dependency ratio is estimated at 81 per cent.<sup>23</sup>

---

<sup>16</sup> The term "special interest groups" is defined in Article 100 of the constitution as women, youth, person with disabilities, ethnic and other minorities and marginalised groups  
[http://kenyalaw.org/kl/fileadmin/pdfdownloads/bills/2015/Two-ThirdGenderRuleLaws\\_Amendment\\_Bill2015.pdf](http://kenyalaw.org/kl/fileadmin/pdfdownloads/bills/2015/Two-ThirdGenderRuleLaws_Amendment_Bill2015.pdf)

<sup>17</sup> The Legislative Arm of Government. <http://presidency.go.ke/index.php/2013-12-18-15-53-46/the-legislative-arm> (accessed May 24 2015)

<sup>18</sup> Sandra Yin & Mary Kent.(2008). Kenya: The Demographics of a Country in Turmoil.  
<http://www.prb.org/Publications/Articles/2008/kenya.aspx> (accessed May 24, 2015).)

<sup>19</sup> Population Reference Bureau. (2011). Kenya Population Data Sheet, 2011.  
<http://www.prb.org/pdf11/kenya-population-data-sheet-2011.pdf> (accessed May 24, 2015).

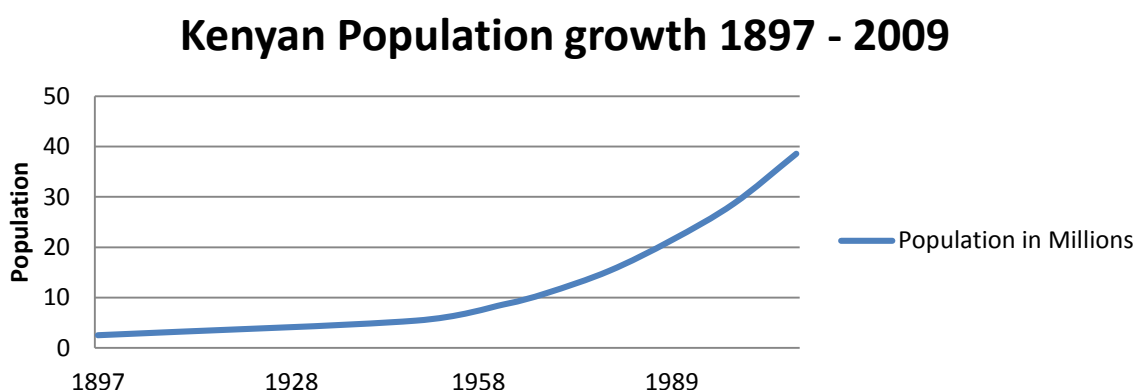
<sup>20</sup> KNBS. (August 2010).The 2009 Population and Housing Census, Volume 1C.

<sup>21</sup>Population Reference Bureau. (2011). Kenya Population Data Sheet, 2011.  
<http://www.prb.org/pdf11/kenya-population-data-sheet-2011.pdf> (accessed May 24, 2015).)

<sup>22</sup> Government of Kenya. (2013). Kenya Population Situation Analysis. National Council for Population and Development (NCPD).

<sup>23</sup> Central Intelligence Agency (CIA). 2015. World Fact Book.  
<https://www.cia.gov/library/publications/the-world-factbook/geos/ke.html> (accessed May 24 2015).)



Figure 2. Kenyan population growth trend <sup>24</sup>

The socio-economic development of Kenya, which includes economic growth, is guided by Vision 2030. Vision 2030, the development blueprint of the country from 2008 to 2030, aims to ensure that Kenya is a middle income, rapidly industrializing country able to provide a high quality of life for all its citizens by the year 2030.<sup>25</sup> Improvements in economic as well as other indicators have heralded positive steps towards achieving Vision 2030. The Kenyan economy has generally been on a growth trajectory in recent years. For example, in 2003, the GDP growth rate was 2.9 per cent. By 2007, growth had grown remarkably to 7 per cent, though slowed to 4.6 per cent in 2012.<sup>26</sup> It stood at 5.7 per cent in 2013, and dropped again, though only minimally, to 5.3 per cent in 2014.<sup>27</sup>

Economic analysts have argued that if the youth population of Kenya were all productively employed, able to support their families and save for the future, Kenya would enjoy a demographic dividend, consequently raising the current standard of living and stimulating (further) economic growth.<sup>28</sup> Agriculture remains the backbone of the Kenyan economy with a contribution of about 29 per cent to the total GDP.

At the end of September 2014, Kenya was reclassified as a lower middle-income country and the fifth largest economy in sub-Saharan Africa behind Nigeria, South Africa, Angola and Sudan. Achievement of improved income

status is one of the main aims of the Kenya Vision 2030 national planning blueprint, and it resulted from a revision of the statistical process and a change in the base year for national statistics (rebasings) from 2001 to 2009. The revision was done over a four-year period by the national statistical organization with support from the national treasury and

#### Box 6. Human Development Index (HDI)

According to the UNDP's 2014 Human Development Report, Kenya's HDI value for 2013 is 0.535 — which is in the low human development category — positioning the country at 147 out of 187 countries and territories. Between 1980 and 2013, Kenya's HDI value increased from 0.446 to 0.535, an increase of 20.0 per cent or an average annual increase of about 0.55 per cent. Kenya's 2013 HDI of 0.535 is above the average of 0.493 for countries in the low human development group and above the average of 0.502 for countries in Sub-Saharan Africa.

<sup>24</sup> Source: 2009 Population and Housing Census Results: Speech by Minister of State for Planning, National Development and Vision 2030 on 31<sup>st</sup> August 2010.

<sup>25</sup> Republic of Kenya. (2013). Kenya Vision 2030 Second Medium Term Plan (2013-2017).

<sup>26</sup> Republic of Kenya. (2013). Millennium Development Goals: Status Report for Kenya 2013.

<sup>27</sup> KNBS. (2015). Economic Survey 2015.

<sup>28</sup> KIPPRA. (2013). Kenya Economic Report 2013.

technical input from the World Bank, the International Monetary Fund (IMF) and the African Development Bank (AfDB).<sup>29</sup>

Other economic indicators are included in the country data sheet in annex 9.

### 3.1.2 The context of the 2009 census in Kenya

Kenya has a long tradition of conducting population censuses. In 1948, during the colonial period, the first census enumeration in the three East African colonies (Kenya, Uganda and Tanganyika) took place. According to Mønsted & Walji, “prior to 1948, the East African population was estimated on the basis of mere guesses of the tax paying population, thus making the validity of these counts highly questionable.”<sup>30</sup> Following independence, the Kenya Government has conducted regular comprehensive decennial censuses starting in 1969.

The Kenya National Bureau of Statistics (KNBS) was responsible for the preparation, execution, data processing and dissemination of the 2009 census, the seventh national census to take place in the country. The 2009 population and housing census (PHC) took place during the period 25 to 31 August 2009. Census moment was established at 12:00 midnight of 24 to 25 August 2009.

#### 2009 census legal basis

All census activities were executed in accordance with the Statistics Act (Act No. 4 of 2006). The legal framework authorizing KNBS to conduct the census was laid down in Legal Notice No. 107 of 8 August 2008.

#### Preparatory process

The process of the 2009 PHC began four years prior to the census with the creation of a document outlining the main preparatory activities, a budget and the proposed outputs of the census. The administrative organization of the census operated under the leadership of the national census officer who was the permanent secretary of the Ministry of State for Planning, National Development and Vision 2030. The director general of KNBS acted as national census coordinator and was in charge of the day-to-day coordination of the census and the mobilization of financial resources. The National Census Steering Committee (NCSC) and the Technical Working Committee (TWC) assisted him. Both committees provided strategic planning, recommendations, support and monitoring and evaluation. The census secretariat within KNBS was responsible for daily management and technical direction. At decentralized levels, district census committees and divisional census committees executed the census operation.

The preparation of the enumeration area (EA) maps (i.e. the geographical unit to be covered by one enumerator during the census operation) was based on a five level geographical subdivision of the country in effect at the time of the census: province, district, division, location and sub-location. These levels formed the basis for the geocoding system that enabled a unique identification code for each EA. The use of satellite

---

<sup>29</sup> The World Bank. (2014). Kenya: A Better, Bigger Economy.

<http://www.worldbank.org/en/news/feature/2014/09/30/kenya-a-bigger-better-economy> (accessed May 24, 2015)

<sup>30</sup> Mønsted & Walji, *a Demographic Analysis of East Africa – A sociology interpretation*, (Scandinavian Institute of Africa Studies, Uppala, 1978)

imagery, aerial photography and geographic information system (GIS) techniques enabled KNBS to delineate the country into enumeration areas.

Following an initial first draft developed by an external expert and through a consultative process with representatives from the Government, civil society and academic institutes, the final census questionnaire was designed by the TWC.

In August 2008, exactly a year prior to the census, a pilot census took place to assess all census procedures and instruments. To inform and sensitize the general public, a widespread publicity and advocacy campaign was launched approximately three months before the census.

### **Enumeration and data processing**

The 2009 PHC constituted a *de facto* enumeration of the population: all persons present in the country were counted at the place where they spent the census night (from 24 to 25 August 2009). Special arrangements were made to enumerate non-conventional households such as homeless individuals, institutional households and guests in hotels.

According to the census administrative and methodological report, the enumeration went well in all districts, with all enumerator slots filled and the entire enumeration team active in the field. To handle questions and enquiries, a surveillance and complaint office was active throughout the census week.

During the census, no independent team of international observers was present. Monitoring of the census was outsourced to a private Kenyan company that had won a competitive tender. The monitoring was originally planned to take place in all regions of the country, but the evaluators were told that this did not take place and no usable report was produced.

Scanning techniques were used to process the data of the census with iCADE software.<sup>31</sup> To guarantee smooth data processing, KNBS closely collaborated with the US Census Bureau (USCB), the developer of the iCADE system. The USCB provided technical support and training both at the bureau in Washington and at KNBS. Data editing and tabulation programmes were made using CPro, another software product of the USCB.

KNBS planned to incorporate a post enumeration survey (PES) to evaluate the accuracy and coverage of the census. Because of budgetary constraints, external funds were necessary to execute the PES. This, together with the lack of detailed follow-up after the completion of enumeration, was the main reason the PES took place three months after the census. The USCB provided technical backstopping and arranged for training of the KNBS for the PES. This survey consisted of a single stage cluster sample<sup>32</sup> and contained 133,760 individuals (16,720 individuals per province). The matching of the PES with the census data<sup>33</sup> failed completely in the North Eastern Province. Consequently, the PES did not lead to an acceptable report and could not be used to make a detailed assessment of the quality and coverage of the census.

---

<sup>31</sup> Stephanie Studds, ICADE the Data Capture System of the U.S. Census Bureau. Proceedings of Statistics Canada Symposium 2008. Data Collection: Challenges, Achievements and New Directions, 2008.

<sup>32</sup> In a single-stage cluster sampling, first a number of clusters is selected using simple random selection and then information is collected from every unit belonging to the sampled clusters.

<sup>33</sup> In a Post Enumeration Survey (PES) the coverage and quality of the census data is checked. To do so the information obtained by households visited during the PES are matched with the information of the same household in the census.

## Tabulations and further analysis

Within a year after the census, KNBS was able to publish a first set of tables in four census reports. In the first three reports, the population distribution by administrative (by age and sex) and political units was presented. The fourth report contained a series of tables on socio-economic characteristics of the population for the 158 districts in the country. These reports were published before data editing and validation were completely finished. Further editing of the census data began in February 2011 and continued to May 2011, when analysis for the analytical reports commenced.

With input from KNBS and USCB technical support, 13 analytical reports were produced by a group of Kenyan academic consultants and printed by KNBS with funding provided by the Swedish International Development Agency (SIDA) and UNFPA.<sup>34</sup> These analytical reports were never disseminated, however, because census population figures were disputed in the North Eastern Province (see below) and the dissemination of the publications was halted by a court decision. Recently a socio-economic atlas of Kenya was published based on the 2009 census. This spatial atlas was the result of cooperation between the KNBS, the Centre for Training and Integrated Research in ASAL Development and the Centre for Development and Environment at the University of Bern, Switzerland.<sup>35</sup>

In March 2013, a ten per cent systematic sample of the census was made available online through the Kenya National Data Archive (KeNADA) by the KNBS. Internationally, the sampled census microdata can be accessed through the Integrated Public Use Microdata Series (IPUMS) at the Minnesota Population Center, University of Minnesota. Since 2004, KNBS has been developing the integrated multi-sectoral information system (IMIS). The system is supported by UNFPA and is intended to put population and related data together in a database for dissemination and utilization. However, the 2009 census has not yet been added to IMIS for technical reasons that are described later in the report.

A detailed administrative and methodological report for the 2009 census was completed in 2013 with information about the strengths and weaknesses of the approach used and noting possible areas for improvement in the next census.<sup>36</sup>

## Challenges with the 2009 census and release of results

The sensitive political climate and the constitutional changes at the time of the census and during its aftermath affected the planning and implementation of the census, for example, due to the violence in the central and western parts of the country after the disputed results of the 2007 general election. During this period, preparations for the 2009 census were underway and some of the components of the census process (such as cartographic work) were temporarily disrupted. It should be noted that, prior to the census, the inclusion of a question on ethnicity had been subject to public debate due to the mistrust engendered by the post-election violence.<sup>37</sup>

---

<sup>34</sup> Topics were: Population Dynamics, Household and Family Dynamics, Fertility and Nuptiality, Mortality, Migration, Urbanization, Education, Labour Force Dynamics, Housing Conditions, Amenities and Household Assets, Gender Dimensions, Disability, Population Projections, Census Atlas

<sup>35</sup> Wiesmann, U., Kiteme, B., Mwangi, Z.. Socio-Economic Atlas of Kenya: Depicting the National Population Census by County and Sub-Location. 2014, KNBS, Nairobi. CETRAD, Nanyuki. CDE, Bern.

<sup>36</sup> KNBS, Ministry of Devolution and Planning, 2009 Population and Housing Census. Nipo Natambulika! Counting our People for the Implementation of Vision 2030. Administrative and Methodological Report, August 2013.

<sup>37</sup> Ibidem, p. 75.

However, a much larger problem arose during tabulation of the census when it became clear to Kenyan population specialists that the population figures were higher than expected in eight counties in the North Eastern Province.<sup>38</sup> Due to failure of the PES in this region, the problem was unfortunately not detected earlier. During the official release of the census results in 2010, the Minister for Planning, National Development and Vision 2030 nullified the census results in these eight counties and announced a recount of the area to obtain more accurate population data. The recount was barred by the high court after members of parliament from the area filed a case. The judge in the case decided that the actual enumerated data were the official figures and should form the basis for further analysis. The Government then appealed this decision and the matter was continuing through the courts as this report was being prepared.<sup>39</sup>

The authors of the analytical monographs prepared for KNBS in 2011 based their analysis not on the enumerated data but on so-called smoothed data for the disputed counties released in August 2010. Because of the court ruling accepting the enumerated data as the official figures, the population projections and the other analytical monographs based on the smoothed data were not disseminated for use in policy making and planning. This stalemate has had serious consequences for the subsequent use of census data (see chapter 4 for more details).

## 3.2 Overview of UNFPA response

### 3.2.1 Programmatic support

The support to the 2009 PHC coincided with two UNFPA programme cycles: 2004-2008 (sixth programme) and 2009-2013 (seventh programme). The programmatic framework was outlined in country programme documents (CPDs) and, in more detail, in the country programme action plans (CPAP) for both periods.

Other building blocks of the country programme (CP) include the prioritized United Nations Development Assistance Framework (UNDAF), outcomes developed in collaboration among Government representatives and United Nations agencies (UNFPA, UNDP, UNESCO, WHO, FAO, WFP, UNOPS, UNIFEM, UNHCR, etc.).<sup>40</sup>

Support to census is not explicitly mentioned within the 2004 -2008 UNDAF results framework, though support to data is captured across several pillars, detailed in Table 2 below.

---

<sup>38</sup> Lagdera, Wajir East, Mandera Central, Mandera East, Mandera West, Turkana Central, Turkana North and Turkana South.

<sup>39</sup> See <http://www.nepjournal.com/case-seeking-to-reduce-north-eastern-population-figures-kicks-off-at-the-court-of-appeal-in-nairobi/> and <https://www.youtube.com/watch?v=MForIDTujKA> (accessed June 28, 2015).

<sup>40</sup> UNDP-United Nations Development Program, UNESCO-United Nations Educational, Scientific and Cultural Organization, WHO-World Health Organization, UNIFEM –United Nations Development Fund for Women, UNHCR – United Nations High Commissioner for Refugees, FAO – United Nations for Food and Agriculture Organisation, WFP – United Nations World Food Programme, UNOPS – United Nations Office for Project Services.



Table 2. Outcomes in the UNDAF (2004-2008) related to census/ data

<b>Area 3: To contribute to the strengthening of national &amp; local systems for emergency preparedness, prevention, response &amp; mitigation</b>
Outcome 8: Enhanced capacity of national & district authorities to collect, disseminate & utilise Early Warning, Vulnerability Assessment & Needs Assessment Data
<b>Area 4: To contribute to sustainable livelihoods &amp; environment</b>
Outcome 10: Increased availability, access & utilization of quality data disaggregated by age and sex and information analysed by gender for planning, monitoring & evaluation

Key words "data", "data-driven policies", "evidence-based policy-making" and "census" are not specifically mentioned in the outcomes of the second UNDAF relevant for the census in Kenya, namely the 2009 – 2013 UNDAF.

The 2004-2009 CPD and CPAP (corresponding to the sixth UNFPA programme of support to Kenya) focused on three areas: reproductive health, coordination-management and HIV-AIDs. Advance support for preparations of the 2009 census was not mentioned explicitly in either document. However, under the coordination-management area, plans to build national capacity on gender-sensitive data (to be available to measure the progress of population and reproductive health programmes) were laid out.

In the corresponding CPAP, signed in early 2004, there was mention of past UNFPA support to census and other surveys. Also included was the need for improved national data generation and statistical management. These were included in the overarching context of supporting progress in future programme planning and the monitoring of key national health and MDG indicators which encompassed census planning and preparations. A copy of the UNFPA MYFF strategic results framework was appended to the CPAP emphasize linkages with the overarching global framework.

In the CPD and CPAP 2009-2013, assistance to the census was captured under output two of the population and development component (see Table 3). The outcome related to this component stated that population dynamics and its interlinkages with gender equality, sexual and reproductive health and HIV/AIDS would be incorporated in public policies, poverty reduction plans and expenditure frameworks.

<b>Table 3. Expected outputs of the Kenya country programme 2009 - 2013</b>
<i>Reproductive health and rights</i>
Maternal health services, including services to prevent and manage fistula, are available, especially for young people and vulnerable groups in selected districts
Increased gender-sensitive and culturally sensitive behaviour change interventions for maternal health, including family planning, fistula management, and services to prevent female genital mutilation/cutting
Increased availability of high-quality services to prevent HIV and sexually transmitted infections, especially for women, young people and other vulnerable groups
<i>Population and development</i>
Improved coordination, monitoring, implementation and evaluation of gender-responsive population and reproductive health policies and programmes
Improved collection, analysis and dissemination of high-quality, gender-sensitive population and reproductive health data
<i>Gender equality</i>
Increased access to accurate information and services on sexual and gender-based violence, including in emergency and post-emergency situations
Enhanced institutional mechanisms to reduce and respond to gender-based violence and discrimination, particularly among marginalized populations and during humanitarian crises
Improved advocacy for the reproductive health and rights of women and adolescent girls, male participation in reproductive health, and the elimination of harmful practices, particularly female genital mutilation/cutting

The detailed census activities planned within the 2009-2013 CPAP were:

- To provide technical assistance for advocacy and publicity campaigns, census management;
- To give selected training of technical staff;
- To provide support for the production of analytical reports, including the 2009 Population and Housing Census Population Report and dissemination of the same;
- To support the post enumeration survey to evaluate the census.

In the CPD and CPAP 2014 - 2018, support to the production and use of data was captured under population dynamics (see Table 4). Unlike the 2009 – 2013 UNDAF, data is mentioned in Outcome 1.4 (on evidence and rights based decision making) in the 2014 – 2018 UNDAF.

Table 4. Expected outputs of the Kenya country programme 2014 – 2018
<i>Sexual and reproductive health</i>
National and county institutions have capacity to deliver comprehensive integrated maternal and newborn health and HIV prevention services, including in humanitarian settings
National and county institutions have capacity to create demand and provide family planning services
<i>Adolescents and youth</i>
Increased accessibility of comprehensive sexual and reproductive health information and services for youth at national and county levels
<i>Gender equality and women's empowerment</i>
National and county institutions have capacity to coordinate and implement compliance of obligations on gender-based violence, reproductive health rights and harmful cultural practices
<i>Population dynamics</i>
National and county institutions have capacity to generate and avail evidence for advocacy, planning, implementation, monitoring and evaluation of population-related policies and programmes

### 3.2.2 Financial support from 2005 until June 2014

This section presents a brief snapshot of the financial resources, both core and non-core, managed by the UNFPA country office in Kenya for the 2009 PHC. The total budget for the census was approximately \$100 million, of which around 95 per cent was self-financed by the Government, demonstrating strong national commitment to the exercise. The remaining five per cent came from external donor funds.

The cumulative amount of financial support spent by UNFPA during the period was \$6.04 million.<sup>41</sup> The total UNFPA contribution (both core and non-core) was approximately six per cent of the total national census budget.

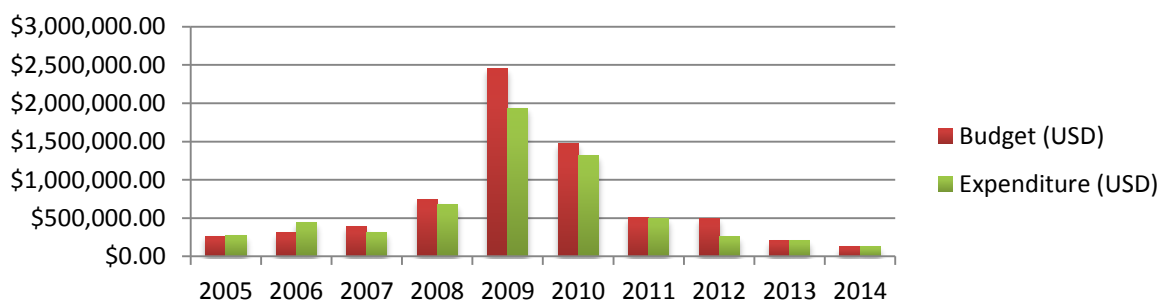
Table 5. Total amount budgeted and spent (core and non-core resources) on census in Kenya 2005-2014 and Figure 3 show the distribution of the budgeted funds over the period comparing them to what was spent. The rate of execution was approximately 86 per cent.

<sup>41</sup> A list of interventions supporting census (budget and expenditures) from the Atlas database is found in annex 3.

**Table 5. Total amount budgeted and spent (core and non-core resources) on census in Kenya 2005-2014**

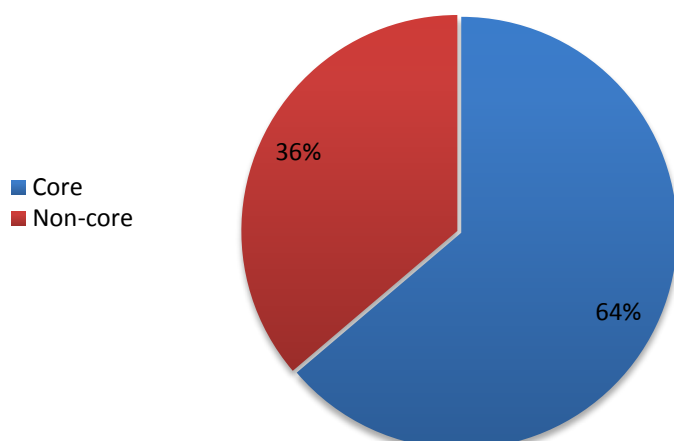
Year	Budget (USD)	Expenditure (USD)
2005	\$264,388.92	\$267,612.36
2006	\$308,202.31	\$436,404.01
2007	\$384,667.83	\$316,481.19
2008	\$744,181.06	\$678,176.16
2009	\$2,455,775.99	\$1,935,199.32
2010	\$1,469,091.89	\$1,320,101.60
2011	\$510,482.73	\$499,751.75
2012	\$489,535.54	\$258,508.31
2013	\$210,800.00	\$203,008.51
2014	\$125,149.48	\$125,149.48
<b>Grand Total</b>	<b>\$6,962,275.75</b>	<b>\$6,040,392.69</b>

Source: Atlas data base June 2014 & May 2015

**Figure 3. Total amount budgeted and spent (core and non-core resources) on census in Kenya 2005-2014**

Source: Atlas data base June 2014 & May 2015

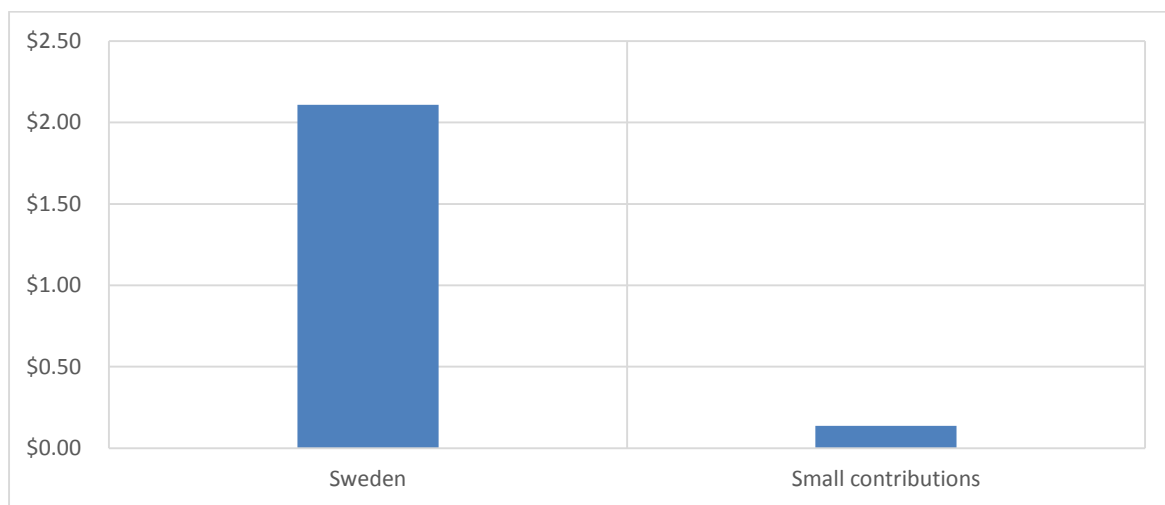
Figure 4 shows the distribution of the cumulative total of \$6.04 million when broken down between core and non-core funds. Approximately two-thirds of expenditure in support of census during the period under evaluation was UNFPA core funds. Figure 4 shows the donor contributions (non-core funds) managed by UNFPA.

**Figure 4. Breakdown of core vs. non-core expenditures in support of census in Kenya 2005-2014**

Source: Atlas data base June 2014 & May 2015



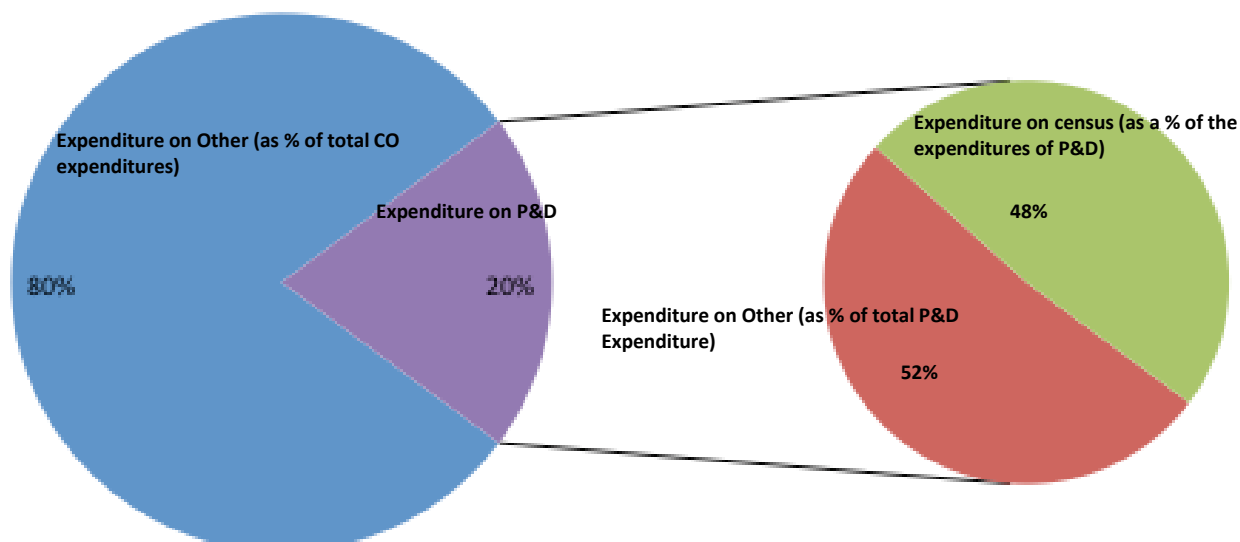
Figure 5. Donor contributions (million USD) to census in Kenya 2005 - 2014



Source: Atlas data base June 2014 & May 2015

Figure 6 shows the expenditure on census in relation to the total expenditure executed by the UNFPA country office during the period of analysis. As shown, roughly 20 per cent of the entire expenditure for the period was associated with population and development activities of which nearly half were related to the 2009 census. In summary, ten per cent of all the money spent by the country office in Kenya for the period was for the census.

Figure 6. Expenditure by Kenya CO 2005 to 2014 on population & development and census as percentage of total country office expenditure



Source: Atlas data base June 2014 & May 2015

## 4. Findings and analysis

**EQ1. To what extent was UNFPA support aligned with partner government priorities and national needs on availability of data on the one hand and UNFPA policies and strategies on the other?**

Summary of Findings:	Relevance
<p><b>The 2009 population and housing census was a priority for the Government of Kenya. UNFPA support to this census was, therefore, highly relevant and in line with official national priorities as well as the needs of civil society. UNFPA consulted widely with government stakeholders and other partners to assess their needs for support and worked closely with the NSO to ensure that the census planning process was inclusive and participatory. Looking ahead, local government and civil society stakeholders noted that future consultations should include more decentralized and civil society users so that the census can better respond to expanding national data requirements under devolution. UNFPA support for increased availability of data in Kenya was largely aligned with UNFPA corporate principles and strategies. UNFPA shifted its modalities of support to assure continued relevance, by adapting its approach from largely direct implementation (for the 1999 census) to national implementation completely driven by the NSO for the 2009 census</b></p>	

*Alignment with partner government priorities on availability of statistical data*

The majority of government stakeholders interviewed at all levels were unanimous in stating that UNFPA support for the 2010 census round in Kenya was very relevant to national priorities, including the need for availability of broad and accurate national statistics for use in planning, policy development, programming, monitoring and evaluation and resource allocation. Census is a priority activity for the Government, and there is a long history of PHCs in Kenya. Over the past thirty years, UNFPA has played a key role in ensuring enhanced national capacity to conduct censuses and to use statistical data, complementing the strong national commitment to the census. The predominant view of the lead government partners was that UNFPA support will continue to be relevant, especially under the current process of governance devolution where the demand for decentralized data is growing rapidly.

Affirming official commitment to the 2009 PHC, there was a Government cabinet memorandum in 2007 and formal Government gazette notice in August 2008 to legally approve the Kenya 2009 census under the 2006 Statistics Act, one year prior to actual enumeration. Once these announcements were made, UNFPA and other partners formally aligned their fundraising, planning and technical support for census implementation. Initial census planning consultations with partners sponsored by UNFPA resulted in a concrete plan and a well-balanced questionnaire that responded to requirements for key national data in the economic, political and social spheres.<sup>42</sup> Throughout the preparation of the census, the UNFPA country office was an active member of both the National Census

<sup>42</sup> Technical assistance for the development of census tools was planned in the 2008 annual work plan including a large consultation with stakeholders.

Steering Committee (NCSC) and the Technical Working Committee (TWC) to ensure continued alignment with the Government's policy priorities and statistical data needs.

The main frame of reference of UNFPA for alignment was the Kenyan long term development plan, arising from Vision 2030 and officially launched in 2007. It aims to transform Kenya by 2030 into an industrializing, middle-income country with a high quality of life for all its citizens in a clean and secure environment.<sup>43</sup> It lays out key pillars for support of national economic development including achievement of (or, at a minimum, substantial progress towards) the MDGs. The implementation of Vision 2030 has been guided by successive five year medium-term plans (MTP). When the 2009 census was being prepared, neither the Vision 2030 development strategy nor the first five year plan were fully formulated. However, through close consultation with a large number of stakeholders within the public sector, the census was able to incorporate data needs for the main development themes presented in Vision 2030, to ensure sufficient information would be available for both evidence-based planning and monitoring of progress and achievements.

As noted in the previous chapter, there were two UNFPA CPDs in effect during the 2010 census round which were developed with extensive government input to ensure on-going alignment and relevance. Both CPDs incorporated outcomes and outputs related to the population and development component, and also referred to national needs for the production of high-quality data for planning, policy development and monitoring of progress towards key social and economic indicators as well as the MDGs. KNBS officials stated that UNFPA support was relevant to the KNBS strategic plan for 2008-2012, which outlined priorities to be addressed over the census and post-census period.<sup>44</sup>

Relevance was also assured due to joint annual work plans (AWPs) created under the UNFPA sixth programme that included activities for census advocacy, publicity, assistance for census management, selected training and advice for the NSO and planned support for the PES. The United National Development Assistance Frameworks (UNDAF) for the same time period also clearly reflected Government needs and priorities through extensive needs analysis and consultation with a wide range of government stakeholders. More recently, the eighth programme (2014-2018) of UNFPA continues to prioritize support for population and development policies based on production of credible national statistics.<sup>45</sup>

UNFPA shifted its modalities of support to assure continued relevance, by adapting its approach from largely direct implementation (for the 1999 census) to national implementation completely driven and owned by the NSO for the 2009 census. There was constant adaptation to changing NSO needs, capacities and priorities in the area of census technical assistance. While a demand driven approach was commendable some potential areas for assistance were missed according to feedback received from both UNFPA and KNBS personnel (see Evaluation Question 2).

---

<sup>43</sup> Kenya Vision 2030, A Globally Competitive and Prosperous Kenya, 2007.

<sup>44</sup> KNBS, Strategic Plan 2008-2012, 2010 -

[http://www.paris21.org/sites/default/files/KENYA\\_StrategicPlan\\_2008-2012.pdf](http://www.paris21.org/sites/default/files/KENYA_StrategicPlan_2008-2012.pdf).

<sup>45</sup> UNFPA country office annual work plans 2008, 2009 and 2010.

*Alignment with national needs on availability of statistical data (beyond government)*

UNFPA has maintained close dialogue with key parastatal and civil society stakeholders implicated in census and statistics, both via workshops and consultations around CPDs and specific AWP to implement project activities.<sup>46</sup> The majority of civil society stakeholders interviewed (academia, voluntary or advocacy groups and the media) were very supportive of the census process as well as the role of UNFPA and they affirmed the importance of census data to promote open governance and devolution. For the most part, their needs in obtaining and using census data were well-aligned with UNFPA support as they understood it.

A main partner for UNFPA to validate broader societal relevance of its support to the 2009 census has been the National Council for Population and Development (NCPD), formerly the National Coordinating Agency for Population and Development. This

parastatal organization, with representation from a wide cross-section of national stakeholders, focuses on the analysis of larger demographic trends in society, including in the area of reproductive health. NCPD researches the policy and development implications of the Kenyan high population growth rate, develops policies related to population and mobilizes support for population programmes in Kenya. NCPD senior managers said in interviews that they relied heavily on the availability of credible and accurate census data so UNFPA support is well aligned with their needs.

UNFPA also assured alignment with national needs via its support for the creation of the National Population Policy for Sustainable Development (NPPSD). This major national policy framework (first developed in 2000 and updated in 2012 by the NCPD) recommends cross-sectoral policy measures to affect Kenyan population structures, socio-economic development, environmental sustainability, reproductive health and rights, science and technology, gender equality and women's empowerment. The NPPSD requires strong statistical information at the national level to guide effective implementation via collaboration between Government and civil society actors. The policy influenced the formulation of the population and development programme of UNFPA in recent years by reinforcing the importance of the national census as a cornerstone of demographic analysis (see also Evaluation Question 3).

**Box 7. The role of the National Council for Population Development**

The NCPD is a lead partner of UNFPA in the sense that its activities cover a large scope of the mandate of UNFPA as it is active in family planning, HIV/AIDS and population and development issues.

The mandate of the NCPD is given by the Legal Notice No. 120 of 29 October 2004.

The functions of the NCPD are:

- Research and analyse population issues and develop policies relating to population
- Provide leadership and mobilize support or population programmes, including coordination and implementation by different organizations
- Assess the impact of population programmes and make recommendations arising from such assessment
- Identify and advise on population issues that may not be adequately or appropriately dealt with by the government
- Create public awareness on population and development issues in Kenya Undertake viable advocacy activities aimed at achieving support on certain population concerns.

<sup>46</sup> Consultation activities were covered through the financing of a series of meetings as mentioned under the country office annual workplan 2008. The KNBS Administrative and Methodological report of 2013 mentions stakeholder consultations conducted in May 2008 prior to the pilot census of August 2008.

In 2008, during the planning process for the 2009 census, UNFPA supported KNBS to conduct information sessions and consultative and feedback forums about the census with a broad spectrum of civil society users of census data. These consultations were co-sponsored by the Ministry of Devolution and Planning (MoDP) and KNBS with funding from UNFPA.<sup>47</sup>

Anecdotal information received from the UNFPA country office and KNBS personnel indicated that advance census questionnaire consultations were helpful in increasing knowledge about the census purpose, contents and potential uses. Unfortunately, because these consultations took place several years ago, it was not possible to obtain specific or detailed information on the number of consultations, topics covered or the individuals invited/in attendance. KNBS stated that some civil society researchers and other data users were members of the NCSC and TWC and therefore helped determine what issues to include in the census questionnaire.

The majority of research and advocacy groups as well as academic institutions interviewed for the evaluation said UNFPA support for census aligned with their needs and cited many examples of where census data were relevant to their requirements (see Evaluation Question 3). However, some representatives expressed concerns that they would have liked to provide more thorough or comprehensive input in planning for the areas covered in the 2009 census questionnaire. Universities interviewed (aside from University of Nairobi) and two smaller size women's organizations said they would have liked to play a larger role in consultations. Civil society stakeholders from all organizations (academic, advocacy and research) were unanimous in emphasizing the growing benefits of availability of decentralized data systems for planning and advocacy purposes, but requested wider, more inclusive approaches to the involvement of all stakeholders to ensure that all needs are addressed. There was no evidence found to suggest that the private sector was involved in any census user consultations.

#### *Alignment with UNFPA policies and strategies*

The UNFPA strategic programme(s) covering both the 2010 census round and the ICPD agenda were clearly reflected in the support of UNFPA for the 2009 census in Kenya. Key outputs of recent CPDs in Kenya were focused on census support as well as strengthening of statistical systems. Outputs were in alignment with the four global programmatic periods in effect during the 2010 census round: the UNFPA multi-year funding framework (MYFF) 2004-2007; the UNFPA strategic plan 2008-2011 and the mid-term review of the strategic plan 2012-2013; and (more recently) the UNFPA strategic plan 2014-2017.

The MYFF 2004–2007 identified the need to improve national capacity to collect, analyse, disseminate and use information and to develop or update national sex-disaggregated databases, which are crucial for sound, gender-sensitive policy formulation, programme planning, monitoring and evaluation. For example, under the MYFF, the AWP's generated by the Kenya CO jointly with KNBS were designed around the need to strengthen the national data system to provide updated population data within the context of devolution.<sup>48</sup>

In the period under the UNFPA strategic plan 2008-2011, UNFPA provided intensive support to the 2009 PHC, and worked with other agencies to support the development of

---

<sup>47</sup> KNBS Administrative and Methodological Report (2013).

<sup>48</sup> UNFPA Annual work plan with NCAPD 2007 and UNFPA country office annual report 2008 and 2009.

the overall national statistical system. Specialized surveys such as the KDHS used the census as a sample frame and provided a deeper insight on specific topics related to national health indicators and delivery of health services, which were clearly linked to the need to assist national statistical systems as reflected in the SP (see Evaluation Question 3). AWP's with Kenya partners – including KNBS, MoDP and NCPD - in the period following continued to align activities with the mandate of UNFPA to help countries generate accurate population data.<sup>49</sup> In sum, UNFPA support for the census and follow-up was clearly linked to plans and strategies in effect at this time and based on a combination of downstream and upstream initiatives that will be described in the following sections of the report.

---

<sup>49</sup> Country office annual work plans for 2010 to 2012 supported the later stage of the census like the post enumeration survey, data processing, analysis and dissemination of data. The AWP for 2013 had further monographs planned but resources were reallocated for the support of the Demographic and Health Survey for both 2013 and 2014. The AWP for 2015 foresees activities for the preparation of the 2019 census.

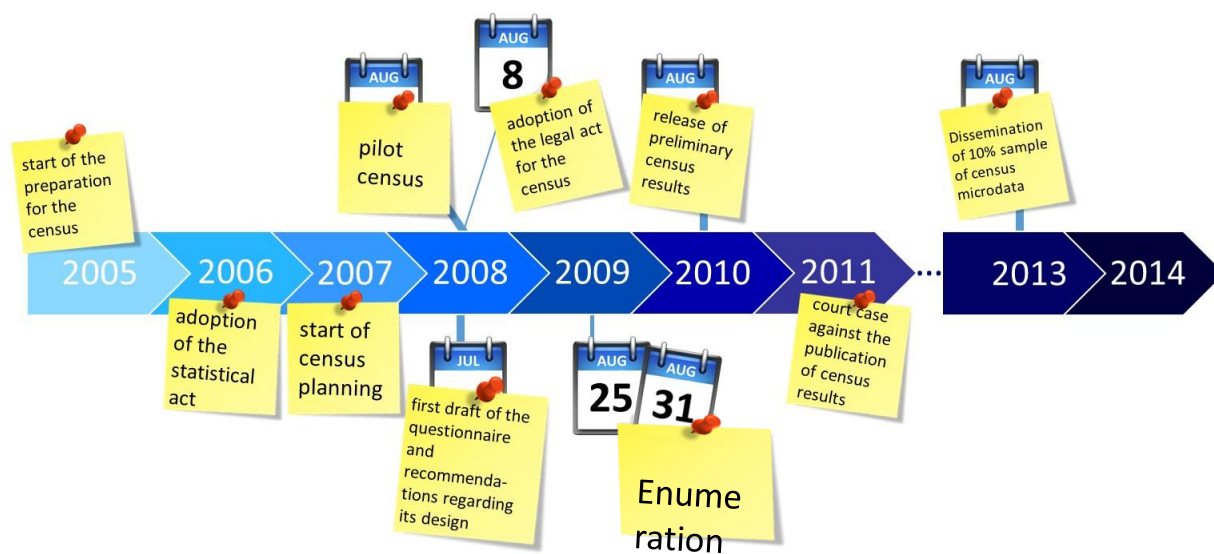
**EQ2. To what extent has UNFPA support enhanced the capacity of National Statistical Offices (NSO) to enable the production and availability of quality census data? To what extent is this enhanced capacity sustainable?**

Summary of Findings:

Effectiveness and Sustainability

**UNFPA provided effective support for the 2009 population and housing census in advance by helping to create a strong enabling environment via donor coordination, leveraging of funds and census advocacy. UNFPA played a commendable role in the enumeration process to ensure coverage and quality of the census. UNFPA shifted its modality strongly to a country-led approach in the 2009 census, and it did not provide permanent technical assistance because all parties agreed that sufficient capacity was present to execute the census successfully. However, KNBS experienced turnover in key personnel during and after the 2009 census, leading to potential gaps in continuity and capacity for the 2020 census round that will need to be assessed. There were problems with the Post Enumeration Survey and data processing as well as disputes over accuracy of the census population figures in eight districts of the North Eastern Province. Some observers consider that UNFPA could have played a more active intermediary role in helping to advise on or mediate some of these emerging challenges.**

Figure 7. Timeline: Key dates of the census process



*Enabling environment for the conduct of the census operation*

According to the majority of government stakeholders interviewed, the UNFPA country office played an important role during all stages of the 2009 population and housing census by conducting or coordinating several enabling activities that were crucial for the success of the census operation. In early 2007 (two and a half years before the census), UNFPA funded the development of a census proposal document that offered a detailed



description of each of the census stages.<sup>50</sup> The document was prepared in collaboration with KNBS and the Population Studies Research Institute (PSRI) at the University of Nairobi. In the proposal, the management structure of the census operation was laid out and a detailed budget and time schedule was presented. It was used by KNBS as the basis for advocating for resources from the Government and organizing logistics and planning for the census. UNFPA involvement at this early planning stage, such as its role on the National Civil Society Congress (NCSC), was said by the NSO and other government officials to be a significant and high quality contribution to setting up the entire census operation.

Beginning in 2008 and throughout census implementation in 2009, UNFPA developed linkages with other agencies both inside and outside the United Nations Country Team (UNCT) that help to foster an environment conducive to the mobilization of resources for the implementation of census as well as strategic support to the national partners (see Evaluation Question 5). The United Nations development partners interviewed stated that the UNFPA country office initiated and played a lead coordination role in a donor coordination group. The group worked to solicit additional external funding for the census and conducted advocacy dialogue with the Government. Key informants from United Nations agencies, bilateral agencies and KNBS stated that the high level of Government commitment was due, in part, to UNFPA advocacy to ensure full national buy-in for the census.

Approximately \$10 million in additional resources had to be mobilized from development partners for the census. Through its efforts to coordinate and liaise with other agencies, UNFPA was able to help leverage financial support from the Swedish International Development Agency (SIDA), the UK Department for International Development (DFID), the US Agency for International Development (USAID), UNDP and UNICEF for specific supporting activities. UNFPA handled approximately \$6 million in external funds via a type of pooled funding arrangement under which donor money was channelled to the Ministry of Finance and then to KNBS, generating some efficiencies in the process (see Evaluation Question 4).<sup>51</sup>

Throughout the census period, UNFPA served as the secretariat and lead convener for the donor coordination group, hosted regular breakfast meetings among donor representatives to discuss their issues and concerns, and then served as the main go-between to communicate any collective questions, concerns or issues to KNBS and the Government. According to KNBS personnel, at various times, UNFPA was able to convince development partners to offer additional support for specific activities that were not initially factored into the advance budget of the 2009 PHC. For example, there were concerns that sufficient funding was not available to support a comprehensive national media and publicity campaign for the census, so UNFPA lobbied donors to ensure that money was contributed. Also, later in the process, UNFPA advocated to secure funds from some of its partners in the coordination group for the PES to take place after census enumeration, because there were insufficient Government funds allocated.

In late 2008 and early 2009, several critical national issues were competing with the census process for national attention, including the recent post election violence and inter-ethnic violence, drought in some parts of the country and the creation of new political districts. To create awareness of possible challenges facing the census process,

---

<sup>50</sup> Kenya National Bureau of Statistics, Ministry of Planning and National Development, 2009 Population and Housing. Project Proposal. January 2007.

<sup>51</sup> See Annex 3 Atlas portfolio of interventions in Kenya.



donors and KNBS conducted a detailed internal risk assessment jointly in early 2009. Government and donor partners stated that UNFPA played a key role in the risk assessment by facilitating dialogue on sensitive issues and ensuring clear mitigation strategies were developed.

In parallel to the development of the risk assessment, a debate on whether the ethnicity of respondents should be included in the 2009 census questionnaire was underway. Some observers in the media, the general public and Government cautioned that inclusion of this question might spark further inter-ethnic violence. Several members of the donor community also took this view. However, KNBS wanted the question included so that thorough national statistics could be collected. According to KNBS, the UNFPA country office was able to offer useful objective advice on this issue based on international statistical best practices and experiences. Eventually (with some input from the UNFPA regional office), UNFPA helped convince stakeholders that the question could be included as long as the census process adhered to strict international standards of neutrality and confidentiality (see box 8).

The UNFPA country office stated that it played a role in helping define needs and plan for external monitoring of the census process to ensure a sensitive, impartial and technically sound enumeration in response to the risk assessment. This perspective was corroborated by KNBS and donor agencies. There was some debate about whether there needed to be a formal outside team of international observers (which would have entailed considerable additional resources), and UNFPA was asked by the donors to provide advice on recent similar experiences in other African countries such as Nigeria. A compromise solution was reached in which the UNFPA country office provided its own internal monitoring team for the enumeration, fielding both trained country office personnel as well as staff from other donor agencies as census monitoring observers in selected areas of the country. The UNFPA-led team focused mainly on districts where there was determined to be a higher risk of inter-ethnic tensions. UNFPA also advocated for KNBS to use some of its census funds to contract a Kenyan company for independent monitoring of the enumeration, but technical and logistical problems prevented this initiative from reaching a successful conclusion (see below).

UNFPA provided other important enabling support during planning and funding of the census publicity and communications campaign. About four months before the census, there were strong concerns voiced by the donor coordination group to KNBS about the urgent need to organize a wide-scale public advocacy campaign, in order ensure the

**Box 8. The United Nations Statistical Division recommendations on ethnicity**

The manner in which sensitive questions, including those on ethnicity, religion and language, should be treated within censuses is framed within the “Principles and Recommendations for Population and Housing Censuses, Revision 2” of 2008.

It states that: “The decision to collect and disseminate information on ethnic or national groups of a population in a census is dependent upon a number of considerations and national circumstances, including, for example, the national needs for such data, and the suitability and sensitivity of asking ethnicity questions in a country’s census”. In addition, it provides that: “The subjective nature of the term (not to mention increasing intermarriage among various groups in some countries, for example) requires that information on ethnicity be acquired through self-declaration of a respondent and also that respondents have the option of indicating multiple ethnic affiliations. Data on ethnicity should not be derived from information on country of citizenship or country of birth.”

For more information refer to the Department of Economic and Social Affairs - Statistics Division, Series M No. 67/Rev.2, Principles and Recommendations for Population and Housing Censuses, Revision 2, 2008.

success of the census operation. The country was still in shock from the violence that took place after the 2007 general election. Many national and international observers were worried that the census might be confused with the national election process, leading either to complete apathy on the part of the public or the risk of the census being misappropriated for political purposes due to inter-ethnic tensions.

Due to strong donor advocacy led by UNFPA, KNBS initiated a fast-track public procurement process to develop a media and publicity campaign. A reputable private company was selected with extensive experience in media for development and social marketing. The firm quickly assessed that the proposed budget would be inadequate to successfully achieve the intended effects. UNFPA immediately agreed that more resources were urgently needed and lobbied both donors and the Government for the additional funding. The resulting media campaign unfolded quickly and efficiently in the two months prior to the census, targeting key community leaders and sensitizing the general public about the aims of the census and the importance of being enumerated. According to observers, the campaign was a key factor in rebuilding national unity as well as achieving a high coverage rate for enumeration. The success of this campaign was internationally recognized and awarded the 2010 United Nations grand award for outstanding achievement in public relations.<sup>52</sup>

#### Box 9. The United Nations Statistical Division recommendations on communication

Arranging the publicity for the census is another important task in the census operation. This entails an educational campaign, the purpose of which is to enlist the interest of the general public and its cooperation. The aims, as a general rule, are not only to dissipate any anxiety regarding the purposes of the census but also to explain the reasons for the various questions in the questionnaire and to offer some guidance as to the manner in which these questions should be answered.

The publicity campaign may also be an important tool for increasing the completeness of census coverage, particularly among hard-to-enumerate groups. It is desirable that planning for the general publicity campaign should start as soon as the census is authorized. The campaign itself should be closely synchronized with other census activities and full-scale publicity should not begin too far in advance of the date on which enumeration is scheduled to start.

#### *Capacity of the NSO for the production and availability of quality census data in the 2010 census round*

During the advance preparation of the census questionnaire, UNFPA offered technical advice to KNBS and made sure that the definitions, procedures and questionnaires were in line with international principles and recommendations on population censuses.<sup>53</sup> In addition to aligning with international principles and recommendations, the census questionnaire also incorporated the recommendations of the African statistical community. Due to the region's limited financial resources, the census is, for many African countries, the main source of statistical information. Therefore, statistical experts generally recommend inclusion of additional questions to generate a wide range of national data sets from the census.<sup>54</sup>

<sup>52</sup> See <http://www.un.org/apps/news/story.asp?NewsID=36670#.VYxEDPIViko> accessed June 25, 2015.

<sup>53</sup> The international standards of conducting population and housing census are described in: UN, Department of Economic and Social Affairs, Statistics Division, Principles and Recommendations for Population and Housing Censuses, Revision 2, 2007, M. No. 67/Rev, United Nations, New York.

<sup>54</sup> Ben Obonyo Jarabi, Report On The Development Of The 2009 Population And Housing Census Instruments, July 2008, Population Studies and Research Institute, University of Nairobi, p. 6.

UNFPA supported a technical consultant in early 2008 to provide a first draft of the questionnaire and make recommendations regarding its design.<sup>55</sup> The draft was discussed in the NCSC and TWC, and then presented in a special workshop to a broader group of stakeholders. As noted under Evaluation Question 1, UNFPA was an active member of both committees and, in this on-going role, provided technical and capacity advice and input on the content and structure of the questionnaire. For example, the UNFPA country office advocated for the inclusion of questions on maternal mortality, the first time this data was collected in a census. Previously, this data was collected only in specialized surveys.

After the initial design of the questionnaire and the development of manuals and tools, a pilot census was conducted in 2008 by KNBS. The pilot census yielded good information and was used to adjust the final methodology for the main census. According to senior managers at KNBS, UNFPA was actively engaged in consultations around this process and provided technical input as requested.

With the exception of a few areas (i.e. census data processing which required more in-depth outside assistance and GIS), it was assumed by all parties at the onset of the census project that the KNBS had sufficient managerial, human resource, technical and logistical capacity to plan and conduct the census. At the time of planning the 2009 census, KNBS had a number of highly qualified senior staff members who had gained valuable experience during the previous censuses. Therefore, KNBS did not conduct a formal institutional capacity assessment to identify specific capacity gaps or needs, except with UNFPA support in the cartographic area. KNBS did not request the deployment of a long-term chief technical advisor (CTA). In earlier censuses, UNFPA provided an external CTA for up to a two-year term, housed inside KNBS and providing technical and management assistance. For the first time in advance of the 2009 census, UNFPA did not provide long-term in-house technical assistance because all parties agreed that sufficient capacity was present to execute the census successfully.

At the onset of the census planning process in 2007, KNBS was supported by the World Bank in the Development of the National Statistical System Project (STATCAP).<sup>56</sup> Through this initiative, KNBS was able to procure some key equipment needed for its daily operations. UNFPA was therefore able to help fill the specific gaps emerging from the census itself. Accordingly, during 2008 and 2009, UNFPA helped KNBS procure additional equipment and cartographic mapping material to prepare the census. It also made available funds for maintenance of vehicles and some other equipment needed specifically for census enumeration.<sup>57</sup>

In comparison to the United States Census Bureau (USCB), the technical staff of UNFPA played a smaller direct role in KNBS capacity support for the 2009 PHC. On a broad level at least, KNBS said that there was good coordination, complementarity and linkages between UNFPA and USCB to determine the best approaches for capacity support while taking into account the context and needs of KNBS. USCB trained two KNBS technical officers in Integrated Computer Aided Data Entry (iCADE) and Census and Survey

---

<sup>55</sup> Obonyo Jarabi, Report On The Development Of The 2009 Population And Housing Census Instruments, July 2008, Population Studies and Research Institute, University of Nairobi.

<sup>56</sup> The World Bank, Project Appraisal Document for the Development of the National Statistical System Project. Adaptable Project Loan, 2007. See [http://www-wds.worldbank.org/external/default/WDSContentServer/WDSP/IB/2007/03/06/000020953\\_20070306104311/Rendered/PDF/32453.pdf](http://www-wds.worldbank.org/external/default/WDSContentServer/WDSP/IB/2007/03/06/000020953_20070306104311/Rendered/PDF/32453.pdf).

<sup>57</sup> UNFPA country office annual work plans 2008 and 2009.

Processing System (CSPro) at the USCB in Washington, D.C., while other technical staff from the KNBS received training at the USCB to undertake census analysis and conduct a PES.

During census implementation itself, capacity inputs were offered by UNFPA in specific areas where there were identified gaps in knowledge and experience. UNFPA provided travel funds for training of several key KNBS staff, including: 1) a regional training for Anglophone African countries on sampling and statistical methods facilitated by the USCB, 2) retrieval of data for small areas by microcomputer (ReDatam) training in Chile, attended by three staff members of KNBS, and 3) a regional training workshop on CSPro methodology and software for survey and census data processing. At the time the census analytical reports were produced in 2011, a training workshop was organized by UNFPA on demographic analysis, statistics and policy brief writing techniques for all authors.<sup>58</sup>

Between April 2006 and October 2011, UNFPA directly supported a total of 13 short-term (one to two week) technical consultancies for KNBS covering the entire census planning, preparation, enumeration and data processing period, including evaluating cartographic capacity, cartographic training, communication advice, data compilation and tabulation assistance.<sup>59</sup> The majority of these were national consultants from the Population Studies and Research Institute (PSRI) at the University of Nairobi, who were well respected for their knowledge of the Kenyan context and were considered by UNFPA and KNBS to be more cost-effective than international experts. They provided targeted support in the areas of assessing capacity of the cartographic unit, developing the census proposal and instruments, communications advice and census data processing. However, one gap noted by the evaluation team was that there was no detailed documentation on the TA support offered by UNFPA so that it was impossible to track progress or success of the inputs offered. Even though this indicates a very high level of respect and trust that KNBS was able to properly absorb and utilize all the TA offered, it does indicate the need for UNFPA to guarantee proper documentation of the content and effects of TA in a more systematic way in future to ensure effective learning.

As mentioned previously, the KNBS contracted (using a combination of Government and donor funds) a private local company to do the external monitoring of the census enumeration for both quality assurance and risk mitigation. As far as the evaluation could determine, this group produced no reports and no evidence could be found regarding the quality or scope of their work. Both KNBS and UNFPA said the absence of this information was a definite short-coming of the census process and acknowledged that there was insufficient follow-up and supervision of these external services to ensure good results.

To assess the quality of the census field operation during the week of census implementation (with KNBS agreement), UNFPA trained its own country office staff as well as other donor agency personnel in basic techniques for external census monitoring, and then organized a process at its own expense (combined with the resources of other contributing agencies) to deploy 11 monitors to 25 selected enumeration districts. The country office reported back to donors and KNBS that the census enumeration was found to be of adequate quality and precision. However, the UNFPA country office said that due to cost restrictions, the mandate and scope of involvement for this monitoring was quite limited, so there is no evidence that either follow-up interviews nor control

---

<sup>58</sup> Ibidem.

<sup>59</sup> This information is based on a list of TA supplied by the UNFPA country office to the evaluation team in May 2015.

questionnaires were used systematically as in most international census monitoring processes.

Due to a lack of time and resources as well as security concerns, not all regions of the country were covered by the combined external UNFPA and donor monitoring. The census monitoring by UNFPA country office personnel was only conducted in selected districts of eastern, central and coast provinces as well as Nairobi itself. Most significantly, in light of the subsequent problems with the accuracy and release of census population figures (see EQ3), none of the districts in the North Eastern Province where serious over counts were later noticed were visited by the UNFPA monitoring teams. Monitoring focused mainly on areas of the country where there was a perceived high risk of inter-ethnic violence due to the post-election problems. When there were later questions about the accuracy of population data from this specific region, UNFPA and other monitors were unfortunately unable to provide independent, third-party reports to verify or validate what had happened.

According to KNBS and donor personnel, UNFPA was able to help KNBS solicit funds from various members of the donor coordination group to conduct the PES, as costs for the PES were not factored into the initial government census budget despite being included in the original plan. Most of the direct technical support for the PES came from the USCB, but the donor group met frequently under UNFPA leadership in late 2009 to provide input as needed. USCB provided direct technical assistance on data processing, sampling for the PES and the development of analytical techniques used during the analysis of the PES in late 2009 after enumeration was completed.

Unfortunately, according to KNBS, the PES was only conducted three months after the census (which is longer than recommended under international guidelines)<sup>60</sup> and, according to expert observers, was not well-prepared. KNBS personnel said they had little previous experience with conducting the PES and, although consultants were mobilized from the USCB, the quality and availability of these experts was not as high as expected, according to KNBS. The results of the PES had to be matched manually with the census as the PES questionnaire could not be read by iCADE.<sup>61</sup> Matching was not successful and the PES could not be used to assess the quality and coverage of the census. This, too, may have contributed to subsequent challenges with validating the quality and accuracy of census population data especially in the disputed areas of the northeast. Overall, challenges with the timing, support and procedures of the PES coupled with issues around ICT capacity and data editing (in relation to editing specifications and design of imputation rules which possibly led to some errors) and the enormous pressure to produce census results within a short timeframe, led to important lessons for both UNFPA and KNBS.

KNBS senior managers expressed general satisfaction with the scope, type and quality of technical assistance provided by UNFPA for the 2009 census. Both UNFPA and the NSO stressed that due to the strong perception of high existing capacity in the KNBS on the part of both UNFPA and KNBS senior managers, the TA was demand-driven and the autonomy and expertise of the KNBS was respected by UNFPA. There was no evidence found of any technical disagreements between UNFPA and the NSO in technical areas. However, some personnel of United Nations agencies, current KNBS senior managers and academic researchers all indicated that the high attrition of experienced staff during the

---

<sup>60</sup> United Nations Secretariat Department Of Economic And Social Affairs Statistics Division. Post Enumeration Surveys, Operational Guidelines, Technical Reports, New York, 2010.

<sup>61</sup> KNBS, Ministry of Devolution and Planning, 2009 Population and Housing Census. Nipo Natambulika! Counting our People for the Implementation of Vision 2030. Administrative and Methodological Report, 2013, p. 92.

census cycle resulted in a diminished or discontinuous capacity during and after enumeration, with some gaps continuing to the present (see below).

*Sustainability and potential capacity to prepare the 2020 census round*

UNFPA fostered sustainability of KNBS capacity for the 2009 PHC, as described above, via targeted consultation, training, mentoring and advocacy. Although there were early planning challenges due to the sensitive political environment, the census implementation was considered to have taken place smoothly according to the majority of stakeholders interviewed.

According to interviews conducted with senior finance officers at both KNBS and UNFPA, the bulk of procurement done for the 2009 census was handled directly by KNBS under government guidelines, and supervision of external technical assistance offered for the census

was from senior KNBS census personnel rather than from UNFPA staff. UNFPA appears to have had little direct engagement in monitoring TA inputs and overall quality of census implementation except through regular technical meetings with KNBS and through dialogue as a member of the donor coordination group.

KNBS personnel indicated they were strongly motivated to achieve high professional standards and produce a quality result for the 2020 census round. The current KNBS director of population and social statistics was involved in a support role during the 2009 census and aftermath and shared that he is strongly committed to learning and improvement. The current director general of KNBS also had extensive experience with the last census and is committed to overall quality leadership. KNBS is a semi-autonomous state agency (SAGA) affording it the ability to pay higher salaries than the normal government scale, thereby offering an incentive for skilled people to st

However, several statistical experts interviewed as well as KNBS managers indicated that, during the course of the 2009 census process, more attention should have been paid to updating the risk assessment to take emerging capacity challenges into account. From 2009 to 2011, a number of key census staff, including the director general and three census managers, left KNBS.<sup>62</sup> KNBS managers and UNFPA country office personnel said that they were convinced at the beginning of the census that KNBS had so much internal capacity that they could afford to share their expertise with other countries in the region.

**Box 10. Best practice sustainably acquired by KNBS**

Best practices noted by key stakeholders in government and the donor community included:

- the preparation of a detailed census plan in advance
- preparation of a census risk assessment jointly by donors and KNBS with UNFPA facilitation-support
- a pilot census successfully conducted one year in advance
- strong political will/commitment to the census by the Government
- effective use of new cartography technology
- appropriate UNFPA donor coordination and mobilization,
- an innovative census communications strategy for the general public with strong emphasis on depoliticizing the census process
- effective logistical coordination of enumeration procedures, including mobilization of decentralized resources, and security
- release of the main four census reports one year after enumeration in August 2010

<sup>62</sup> One of the census managers died and the two others were recruited by UNFPA for international Census Technical Adviser jobs. Other staff moved to new positions or joined the United Nations system.

However, in the opinion of Kenyan statistical experts today, including KNBS senior managers, staff turnover in key positions in KNBS both during and since the 2009 census has negatively affected long-term capacity. Some stakeholders went so far as to state that, in their opinion, the lack of continuity in the census director role in 2009-2010 might have led to crucial lapses in oversight that compromised the quality of the PES and subsequent data analysis. The sharing of census capacity with other developing countries ironically places the NSO in a situation of having to continuously refresh and retrain its own internal resources which leaves it vulnerable to sustainability gaps.

In other areas of long-term capacity building, for the Integrated Management Information System (IMIS) a technical advisor was provided to KNBS with UNFPA funding through the United Nations Volunteer (UNV) programme.<sup>63</sup> However, according to this person, there was no capacity transfer strategy formulated to create a sustainable critical mass of IMIS expertise among KNBS staff. There was also the question of how to build and sustain analytical capacity for social statistics within KNBS, as the 2009 census analytical monographs were out-sourced and the social statistics unit was not directly involved in their production. Members of this unit stated that they would have liked increased direct capacity building support from UNFPA. Due to regular partnerships with PSRI, several Kenya statistical experts noted that building sustainable institutional capacity for demographic analysis within KNBS has been neglected. On the other hand, regular TA provided from academic institutions within Kenya was said by some KNBS managers to have helped maintain strong continuing cooperation between these local consultants and the KNBS.

In 2010, to help guarantee sustainability, a census evaluation<sup>64</sup> was conducted and in 2013 a census administrative and management report documenting all planned and implemented activities of the 2009 census was commissioned for KNBS with UNFPA support.<sup>65</sup> The census evaluation noted the need to improve quality assurance of census supervision, use administrative data as validation tools for census data quality and ensure measures are taken to prevent census interference in future. The management report collated all key administrative and management information from the 2009 census as groundwork for the 2019 census. Both reports will be valuable in the preparation of the 2019 census and will add to the sustainability of the 2009 census experience. However, it was also noted by KNBS senior managers that there is presently no official central archive of materials and information from the 2009 census that can be easily referred to in planning the next census.

Among KNBS managers and personnel, opinions about the need for a longer-term external CTA in the next census were divided. Some external experts and KNBS personnel said this should no longer be necessary, while others noted that there could be some benefits to revisiting needs in order to solidify KNBS capacity further in future. As mentioned above, no formal needs assessment of NSO capacity was conducted by UNFPA and KNBS prior to the 2009 PHC aside from a specific technical needs assessment related to cartography. The majority of these observers agreed that before the next census round there would be considerable benefits in conducting an in-depth institutional assessment of the overall

---

<sup>63</sup> Country office annual work plan for 2009.

<sup>64</sup> Kenya National Bureau Of Statistics , Ministry of State for Planning, National Development and Vision 2030 (2010), Report on evaluation of the 2009 kenya population and housing census data

<sup>65</sup> KNBS, Ministry of Devolution and Planning, 2009 Population and Housing Census. Nipo Natambulika! Counting our People for the Implementation of Vision 2030. Administrative and Methodological Report, 2013.



managerial and technical capacity of the KNBS to conduct the census rather than assume that capacity is already there and/or has been sustained since the 2009 PHC. UNFPA

According to senior KNBS managers as well as experts from academic statistical institutes, the overall institutional capacity of KNBS (in terms of general management, use of information technology and quality assurance for statistical research), remains quite robust as demonstrated by the continuous release of high-quality statistical information and publications. However, due to the staff turnover noted above as well as the very long inter-census period, solidifying the institutional memory of the census and passing on valuable information to the next group of census managers is a perennial challenge. While full-time CTA deployment might not be justified in Kenya, use of a senior international technical expert providing regular input over an extended period could be a helpful option for the 2020 census.

*Models of support for enhancing the capacity of NSO*

As with most red quadrant countries (that is, countries with, on the whole, high need and a low ability to finance), UNFPA support to census covered all stages of the census and involved the full range of support. Support provided by UNFPA included advocacy and policy dialogue, capacity development (through training and technical advice) and knowledge management (by providing expertise in data processing-storage). However, there was limited direct service delivery provided to Kenya by UNFPA during the 2009 census, somewhat unusual for red quadrant countries.

Given the country context and needs at the time of the census, the range and type of support provided by UNFPA was considered to be appropriate by the majority of KNBS and UNFPA personnel interviewed. Despite being ranked as a low income country at that time, the Government was able to provide a very high level of self-financing and was judged to have sufficient internal procurement and technical capacity (rendering extensive external assistance unnecessary).

According to long-term UNFPA personnel as well as senior managers in KNBS, over the past three censuses (1989, 1999 and 2009), there was a very strong shift in the modalities of support employed by UNFPA which helped to build on-going implementation capacity at KNBS. Both UNFPA and KNBS officials noted the positive and progressive evolution towards a much more “hands-off” mode of engagement for UNFPA around the 2009 census. The support provided to the 1999 census included a full-time embedded CTA paid for by UNFPA as well as extensive procurement and provision of services using direct execution. For the 2009 census, approximately 80 per cent of funds disbursed by UNFPA (via pooled arrangements) were via national execution, with accountability and oversight for fund management handled well by the ministry of finance and KNBS (see Evaluation Question 4). According to senior finance officers at UNFPA, this was an exact reversal of the balance for the previous census. As described above, for the 2009 census, it was deemed no longer necessary for UNFPA to pay for a full-time CTA position, and instead targeted, periodic TA support and support for selected key staff to attend overseas training in key technical areas was employed.

The absence of a full-time CTA in the census office, together with the limited role of the RO and some staff turnover at the UNFPA country office, strongly shifted the mode of support of UNFPA. UNFPA moved being the main provider of direct technical assistance in 1999, to one of donor coordination, advocacy and intermediation of technical support provided by third parties in 2009 (see Evaluation Question 4). For the 2009 census,



according to KNBS and UNFPA officers, direct technical support and training was provided mainly by USCB as an external resource provider and PSRI at the University of Nairobi. UNFPA provided funding for the latter, but its direct input and influence became less pronounced compared to earlier censuses.

It appears that UNFPA could not have played a more hands-on role in terms of quality assurance or oversight for some technical aspects of the 2009 census, though there are a variety of perspectives among stakeholders about this. This said, the difficulties related to quality of census results were in areas where the UNFPA country offices did not have sufficient in-house technical knowledge. For many years, UNFPA Country Support Teams (CST) also played a vital role in providing technical assistance to national censuses. Around the beginning of the 2009 census in Kenya, regional CST offices closed and some of the staff were transferred to the UNFPA Regional Office (RO) with reduced direct technical assistance roles. Based partly on these changes, the perceived role of the UNFPA and the entire United Nations Country Team (according to those working for United Nations agencies at the time) was to provide background support and not become directly engaged due to the technical and managerial skills of KNBS. However, in spite of the sensitivity of the issues involved, some Kenyan statistics experts noted that there were possibly missed opportunities for UNFPA to offer strategic advice to KNBS about how to more effectively deal with the issues that arose around accuracy of census population data in North Eastern Province.

*Use of new technologies*

During the preparatory phase of the census, UNFPA initiated a comprehensive needs assessment of the technical and staff capacity of the cartography section of KNBS to produce accurate enumeration area maps.<sup>66</sup> Assistance was initially provided by the experts of the UNFPA CST. When the closest CST office in Ethiopia closed in 2008, this role was partially taken over by the UNFPA RO and by private consultants. For the 2009 census, the cartography section could build on the experience gained during the 1999 census, when UNFPA provided extensive financial and technical support for the establishment of a Geographic Information System (GIS) at KNBS. For the 2009 census, KNBS had this experience and further expanded the system into a full fledged geographical analytical tool. KNBS managers said that there was no more need for intensive UNFPA technical support.

During the 1999 census, scanning methods were used for the first time for data capturing. However, at that time the scanning posed major challenges as staff had insufficient experience with the new technology.<sup>67</sup> Although scanning was not a completely new technology in the 2009 census, KNBS still needed technical input. It was decided by KNBS that for data capturing they would use the iCADE software from the USCB. USCB provided technical assistance and training on the use of the scanners and the software in data handling, and the UNFPA country office supported KNBS technical staff to make study visits to the USCB data processing centre in Washington.<sup>68</sup>

**Box 11. iCADE the Data Capture System of the U.S. Census Bureau**

The iCADE system was created in-house by United States Census Bureau employees with a long history of experience in building large scale data capture systems that are specifically designed to meet demanding census requirements.

The system uses a combination of document based Optical Mark Recognition (OMR) checkbox analysis, high-speed Key from Image (KFI), and automatic recognition of hand-written characters (ICR).

The imaging system document processing and visual presentation is lightening fast, even on the most modest of computer platforms. This is a single document imaging software application that performs the document registration, ICR, OMR, keying, verifying, classification, and adjudication.

Both GIS-cartographic mapping and data scanning capacity has been well sustained within KNBS in terms of institutional funding and support according to what was observed by the evaluation team through visits with this unit at KNBS.

---

<sup>66</sup> UNFPA country office annual work plans 2007 and 2008.

<sup>67</sup> KNBS, 1999 Population and Housing Census. Counting our People for Development. Vol.1, Jan. 2001, p. xxv.

<sup>68</sup> UNFPA country office annual work plan 2009.

At the global level, UNFPA, in partnership with the UNSD and UNICEF, developed a software package called CensusInfo to help countries present their census data on-line through tables, maps and graphs. Two staff members of KNBS were trained in the use of CensusInfo. However, after some considerations, the NSO decided not to use CensusInfo as they considered it did not add value to their own GIS.<sup>69</sup>

For the next census, KNBS plans to use digital questionnaires with tablets. In recent years, an increasing number of statistical agencies have used portable devices for enumeration with success. The introduction of tablets in census taking offers potential advantages for speeding up census processing and reducing the number of errors, but it also poses a number of risks and challenges that have to be dealt with at a very early stage of census preparation.<sup>70</sup> Most experts recommend that the timeline for preparation should ideally begin several years in advance of the new census.

At the moment, KNBS is exploring how to build capacity in using tablets for data collection and wants to look at the possibilities to cooperate with Brazil and with other countries in the East African Community in doing this. KNBS has suggested that UNFPA could play a valuable role in the introduction of the new technology by brokering south-south cooperation between KNBS and other NSOs around this topic (see Evaluation Question 5).

#### Box 12. CensusInfo: A Software Application for Disseminating Census Results

The United Nations Statistics Division, in partnership with UNICEF and UNFPA, has developed a software package, CensusInfo, to help countries disseminate their census results at any relevant geographical level, on CD-ROM and on the web. CensusInfo was officially launched at the United Nations Statistical Commission on 23 February 2009 and is distributed royalty-free.

CensusInfo has the following features:

- Software database system based on DevInfo database technology with added specific functionalities to meet census dissemination requirements
- Operates both as a desktop application and on the web
- Organizes data by indicators, time periods, and geographic areas with extensive metadata based on international standards
- CensusInfo contains a core set of census indicators with options to add country-specific indicators
- CensusInfo can be customized to meet country-specific requirements both in terms of content (indicators) and branding
- CensusInfo links data to digital maps at the sub-national geographical level
- CensusInfo can import data from other software applications, such as CSPro and Redatam
- CensusInfo generates user-defined standard reports, tables, graphs and maps

Reproduced from:

[http://unstats.un.org/unsd/demographic/sources/census/2010\\_PHC/CensusInfo/introduction.htm](http://unstats.un.org/unsd/demographic/sources/census/2010_PHC/CensusInfo/introduction.htm)

<sup>69</sup> Censusinfo enables visualisation of geographical information together with interactive tabulation functionalities but cannot be considered a fully-fledged GIS application and would therefore not give an added value to the existing GIS system in KNBS.

<sup>70</sup> The risks and challenges of handheld devices in surveys and census are many. One important challenge is the need to develop a large part of the data editing processes at the stage of questionnaire design as data are then directly transferred to the database. The risk of error while recording the data is also high and requires highly trained enumerators. In addition, data transfers must guarantee the confidentiality and privacy of the microdata.

**EQ3.** To what extent have UNFPA-supported interventions contributed (or are likely to contribute) to a sustained increase in the use of population and housing census and other relevant demographic and socio-economic data in the evidence-based development of plans, programmes and policies related to UNFPA mandate at national and decentralized levels?

Summary of Findings:

Effectiveness and sustainability

**UNFPA promoted data and statistics use in Kenya both prior to and following the 2009 census. Main census reports were released in August 2010, one year after enumeration, which was a significant accomplishment for the country. There were numerous examples of census utilization by a wide variety of organizations, as well as growing interest in how decentralized statistics can support the devolution process, which, itself, could lead to more sustained use. However, there have been significant barriers to widespread data dissemination from the 2009 census, due primarily to the controversy over the accuracy of population data from North Eastern Province, leading to the non-release of detailed monographs. In the light of the many contextual issues, UNFPA support for data dissemination and use have been moderately effective. It should be noted that stakeholders appreciated UNFPA involvement. Nonetheless the situation for data dissemination and use is quite complex in Kenya and would require a highly focused strategy by UNFPA to produce deeper and broader effects in future.**

*Enabling environment for the use of data*

From the onset of the census process in 2006-2007, UNFPA helped KNBS develop plans for the dissemination of the results. The initial census proposal, developed with UNFPA support, covered a wide range of census dissemination strategies such as published census tables for general distribution, unpublished custom-made tables for limited distribution, detailed analytical reports for specific development issues, thematic maps based on GIS, release of micro-data through Integrated Management Information System (IMIS) and on-line access to a hierarchical census database to generate cross tabulations. Some initial aspects of these plans were realized on time and with positive effects.<sup>71</sup> For example, UNFPA paid for production and printing of the four volumes of the main census results containing the most important data tables, which were released officially in August 2010.<sup>72</sup> This was the earliest that census results had ever been produced in Kenya and it was considered to be a major accomplishment for the country in spite of the subsequent problems surrounding the accuracy of some census population data (see Evaluation Question 2 and below).

During the census preparation phase, government and expert stakeholders alike relayed in interviews that UNFPA advocated for multi-stakeholder user input to the census questionnaire leading to workshops and consultation sessions with a number of key stakeholder groups. UNFPA participated actively on the NCSC and TWC for continuous engagement with potential users from line ministries and research institutes. The

<sup>71</sup> UNFPA country office annual work plan 2007.

<sup>72</sup> The UNFPA country office Annual Work Plan for 2010 foresees the production of 13 monographs on various topics but foresaw the possibility to release them in various formats. These were produced in four volumes available at:

[http://www.knbs.or.ke/index.php?option=com\\_phocadownload&view=category&id=109:population-and-housing-census-2009&Itemid=599](http://www.knbs.or.ke/index.php?option=com_phocadownload&view=category&id=109:population-and-housing-census-2009&Itemid=599).

committees helped ensure that the census design would promote the potential utilization by key stakeholders in the Government and elsewhere. As noted under Evaluation Question 1, the extent of user input received from civil society groups was more limited compared to official government partners and other recognized experts. There was no consultation with decentralized government structures because devolution had not yet taken place.

The on-going work of UNFPA on fostering an enabling environment for data use included its continuing partnerships with both the MoDP and NCPD. NCPD, with UNFPA support, has been an important advocate and facilitator for decentralized data use at the district (now county) level and promoted the formulation and application of the national population policy with UNFPA support (see Evaluation Question 1). M&E training conducted by NCPD at the local government level with UNFPA support encouraged officials to use more data for evidence-based reporting. NCPD senior personnel interviewed said that NCPD research and advocacy activities had helped ensure that the Government was aware of key demographic trends in the country and presented briefs for policy alternatives in education, health, family planning, and the economy. MoDP has been a champion and leader for data use within line ministries, specifically with regards to sectoral plans and evidence-based policy formulation under the medium-term plans for Vision 2030.

Actual and potential data use at decentralized government level (since devolution came into effect with the 2010 constitution) was seen by the majority of KNBS and government stakeholders as well as Kenyan statistical experts as the largest factor in driving demand for quality national data at present and in the future. All central and local government officials interviewed for the evaluation emphasized that since devolution, there has been a rapidly growing need for accurate data that can be disaggregated for local development planning and service delivery. Officers at the UNFPA country office said they are well aware of the actual and potential effects of devolution on data use and stated that UNFPA is now adapting its programming towards supporting much more decentralized use in future. For example, the latest CPD mentions the need to enhance data use at the decentralized level through capacity support for programme countries to be involved in data analysis and application. This will be facilitated through offering more training at the local level on M&E and evidence-based policy and planning formulation.

UNFPA advocated and provided technical support for the creation of the IMIS by KNBS starting in mid-2000s to house all census micro-data in a comprehensive, accessible data base format. Most of the key data from previous Kenyan censuses were entered on IMIS by 2009, but the system was not yet accessible to users outside KNBS. There have been on-going technical and capacity challenges with making IMIS fully operational and sustainable, so the 2009 census data were not able to be entered into the system. At the time of the mission, IMIS was not functioning at all because the server on which the system was running at KNBS was damaged in a fire two years prior. The server was replaced, but IMIS could not yet be installed on the new server without additional technical assistance from CELADE in Chile, the originator of the system. UNFPA was optimistic that in the coming months the problem could be fixed and that the 2009 census would be added to the database.

A ten per cent systematic sample of the census was made available online in 2013 by KNBS, and the same sampled census micro-data can be accessed through the Integrated Public Use Microdata Series at the University of Minnesota.<sup>73</sup> Unfortunately, availability of these data sets has not been well-publicized to all government officials and researchers inside Kenya. Census and statistical experts in Kenya also said that many potential users likely do not yet have the analytical skills or expertise to work with the micro-data directly in policy and planning.

#### Box 13. IMIS – Integrated Management Information System

IMIS - Integrated Management Information System is a collection of several statistical databases of various surveys and censuses conducted by the National Bureau of Statistics and other Government Institutions like Ministries.

The IMIS is a tool that has been developed to enable users generate customised statistics that meet their individual needs in the form of frequencies, cross tabulations, indicators, etc.

Statistics generated from the IMIS can be output in the form of tables, graphs and maps at various geographical levels from the National level up to the Wereda (administrative division of Kenya).

UNFPA personnel said that they advocated strongly for rapid production of the census analytical monographs in 2011, but the reports could not be released due to the court challenge around the accuracy of the population figures in North East Province. After the initial court case, which ruled in favour of using the original population data from this region, the attorney general provided permission to release only those monographs that had no so called smoothed figures. However, as all the monographs used smoothed figures, none of them could be made public.

Development partners, the Government, the research community and NGOs all expressed strong concerns that more could have been done at certain points in the process by UNFPA and the United Nations system in general to expedite (via high level lobbying and advocacy with senior government official and the courts) the public release of census micro-data and analytical monographs. Given the political sensitivities around the court case, however, none of the representatives from the NSO or the United Nations system, including UNFPA, said they were able to have any direct influence over the release of official census information.

In spite of good intentions and commendable efforts by UNFPA and its partners to enable stronger census and statistics use from 2009 to the present, several government partners and statistical experts interviewed (as well as donor agencies) were concerned that the non-release to date of the detailed census monographs means that data will be out-dated even if released relatively soon. All stakeholders from every category of users were unanimous in voicing very strong concerns about possible implications of this situation for the 2019 census, both in terms of actual census implementation as well as for fostering the right conditions in the country for census data to be treated as a credible source of reliable national information.

<sup>73</sup> <https://international.ipums.org/international-action/variables/samples?id=ke2009a>



*Use of demographic and socio-economic data in the evidence-based development and implementation of plans, programmes and policies at national and sub-national levels*

As noted above, UNFPA financed the four volumes of census results released by the Government in August 2010 covering population by administrative and political units, age/sex distribution and socio-economic characteristics.<sup>74</sup> Because all other detailed census information could not be released due to the court case, the four volumes provide the only official national data from the 2009 census. The population data was already smoothed by KNBS for the North East Province (which is one of the main points under contention in the courts), but the reports could not be rescinded after they were already in the public domain. The published reports form the basis for all subsequent official population projections, although some users said that they continued to rely on the population projections from 1999 census data that can be cited without controversy.

National statistics based on the four main reports have been used extensively in a number of areas for planning and policy analysis. For example, the smoothed population figures have been used to calculate per capita indicators (for instance for macroeconomics) and to establish changes in the distribution of urban and rural populations. KNBS said they had received frequent requests from government planners and researchers for custom made tables from the census micro-data. Users said that these specialized requests are typically filled quickly and efficiently by KNBS. For example, students at Jomo Kenyatta University were able to rapidly and at no cost receive information required for various research papers.

Selected examples of both direct and indirect census use are provided in detail below and many others are documented in annex 6 of this report.

***Use as a sample frame in specialized surveys***

One of the important uses of the 2009 census has been as a sample frame by KNBS and other government agencies in specialized national surveys.<sup>75</sup> According to stakeholders, the devolution process has had major implications for the collection and use of statistical information. For example, to make surveys representative at the decentralized county level much larger samples are now necessary than in previous years. The 2013 DHS was developed to be representative at the county level within the new political structure. As such, it consisted of 36,430 households,<sup>76</sup> as opposed to 10,000 households at the national level of coverage in the 2008 DHS.<sup>77</sup> The next census will therefore have to take account of this new institutional framework, both in terms of its preparation and design as well as the way in which sampling frames can be constructed. Some statistics experts pointed out that the use of the last census as a sampling frame poses the risk that persons residing in the areas of the country where the presumed population over count took place will be oversampled.

---

<sup>74</sup> Kenya National Bureau of Statistics (KNBS). The 2009 Kenya Population & Housing Census. VOLUME I A - C and 2. KNBS, August, 2010.

<sup>75</sup> The main surveys that derived from the census were the Kenya AIDS Indicator Survey 2012, the Kenya Multiple Indicator Cluster Survey 2011, and the Kenya Demographic and Health Survey 2014.

<sup>76</sup> Kenya National Bureau of Statistics (KNBS), MoH, NACC, KMRI, NCPD and ICF Macro. 2010. Kenya Demographic and Health Survey 2014. Key Indicators, 2015. Calverton, Maryland: KNBS and ICF Macro, p.9.

<sup>77</sup> Kenya National Bureau of Statistics (KNBS) and ICF Macro. 2010. Kenya Demographic and Health Survey 2008-09. Calverton, Maryland: KNBS and ICF Macro, p.8.



KNBS has used only national population figures in its other statistical work based on projections derived from smoothed data from the census. In future, more regional projections could be developed, however, due to the court case, KNBS has chosen not to use this approach for the time being. MoDP stated that UNFPA could be involved in helping to support the development of regular population projections every two years or so, which would be helpful for many surveys or sampling processes that require this.

### *Use by MoDP and line ministries*

Census information disseminated through special requests by other government agencies to KNBS has been used extensively for policy making and planning, as outlined in the following examples.

Table 6. Examples of census data use by MoDP and line ministries	
1	MoDP used census data on a regular basis for national planning purposes. Additionally, census data was used to develop denominators for key indicators linked to reporting on national development targets via the multi-indicator cluster survey to collect MDG progress data. MoDP has primarily utilized demographic statistics in the past several years (e.g. age and sex composition of the population) as well as human resource aspects (e.g. ethnic composition, educational attainment and labour force participation). Census data has provided a direct input for policy papers prepared by MoDP as well as the second Medium Term Plan (MTP) for 2013-2017.
2	Under the new constitution, distribution of resources to the counties is based on a revenue-sharing formula in which population figures form a major component. This approach, in part, generated the political interest in the accuracy of population figures that gave rise to the census court challenge. MoDP is the agency with oversight responsibility for applying this formula, so they have a keen interest in the accuracy of the population figures from the census. Both population totals and density are to be used to determine the cost of delivering services in the counties and to determine the allocation of resources from the central Government. <sup>78</sup> In 2012, the national assembly passed a resolution to amend the 2010 Constitution, so that the population criterion would carry the greatest weight (45 per cent) in determining revenue allocation. <sup>79</sup>
3	To apply the current formula, MoDP chairs a collaborative national committee for revenue allocation, in which UNFPA also participates as an outside observer. For the time being, the central Government uses the actual enumerated figures as the basis for resource allocation (rather than the smoothed figures), as the court initially upheld the case of the counties against the decision of the Government to re-enumerate those areas. The Government is currently appealing the decision of the court and supports the official position of KNBS that the smoothed population figures are more accurate.
4	The Ministry of Land, Housing and Urban development used census data extensively to develop their recent housing policy. However, household not population projections are more important for their work – and not all data that would have been useful for the Ministry was collected in the census. For example, the Ministry needs to know whether people live in adequate living quarters, based on a housing quality indicator partly calculated from the age of the housing stock. Unfortunately, the last census did not collect this key piece of information. The census analytical report on housing was never released, but the Ministry has accessed some of the information in the report informally from KNBS. They have a programme for slum upgrading in which they do use some census population data.
5	The Ministry of Labour and Social Development has made use of the census regularly in their planning and policy work. KNBS provided both basic tables on request plus analytical support as required to help explain the significance of the data. However, they noted that the data on disability from the census was very conservative due to serious under-reporting on this indicator for cultural reasons. They now have internal proposals and plans under development (some with UNFPA support) to collect more of their own disability data, as well as specialized surveys on marriage

<sup>78</sup> Commission on Revenue Allocation (CRA). (2011). Kenya: County Fact Sheets.

<sup>79</sup> Basis of Revenue Sharing Among the Counties. <http://www.crakenya.org/> (accessed June 2, 2015).)

	dissolution and succession law, the situation of the elderly, and living conditions and poverty levels. These would all use the census as a sample frame.
6	The Ministry of Agriculture, Livestock and Fisheries is in the process of planning the first national agricultural census, using the same cartographic maps as the PHC and borrowing a lot from the methodology of the population census. Without the sound methodological framework of the PHC, it would be impossible to conduct the agricultural census due to the amount of technical background preparation that is required for mapping and enumeration. In future, for example, they plan to use scanning for data entry and the same equipment used for the population census. As well, the Ministry will borrow expertise generally speaking from KNBS.
7	The Ministry of Health has primarily used data from the DHS, the main survey relied on by health service providers and researchers to identify needs and track service delivery. However, Ministry officials emphasized that without the census it would be impossible to conduct the DHS and that the census provides essential population denominators for monitoring progress towards key targets for health and well being, as well as for monitoring service delivery on a regular basis.
8	The Gender Directorate of MoDP (which was formed in 2014 from the reorganization of key government ministries) as well as the previous Ministry of Gender, Children and Social Development has used census data extensively but has also relied heavily on the DHS for advocacy and planning on key equity and health issues such as female genital mutilation (FGM). Representatives of the directorate said that access to basic disaggregated population statistics were essential when designing gender-sensitive strategies to incorporate within national plans. Key indicators for policy and advocacy research included data on the different jobs performed by women and men, fertility rates, changes in childbearing age and the (unequal) level of educational attainment between the sexes. As a source of planning and advocacy information, the Directorate has, to date, relied heavily on the Kenya Gender Data sheet, which was produced in 2011 by KNBS and was based primarily on the census. <sup>80</sup>

In contrast to the above examples of use, the policy and planning division of the Ministry of Education (MoE) has not used census data very much because the detailed analytical monographs from the census were not disseminated. The MoE used some data on basic educational indicators they obtained directly from KNBS, including the population projections based on the smoothed data. For example, the Kenya education sector support plan for 2005- 2010 was designed prior to the census with clear indicators for progress and enrolment projections to be used in planning for free primary education.<sup>81</sup> The census data would have provided the benchmarks for this plan, but instead the Ministry had to rely on a draft of the smoothed population projections and match this with their own projections based on 1999 census data.

### *Use by commissions and Semi-Autonomous Government Agencies*

Many independent and parastatal agencies have relied extensively on census data. For example, the independent electoral commission required up-to-date population data for planning the size of electoral districts in the 2013 general elections, based on the newly devolved county and constituency boundaries. The civil registration authority also required regular population indicators and projections for their work, but has not, as of yet, received accurate data on births and deaths from the twelve month period prior to the census, which has constrained their work. The National AIDS Control Council said they were regular census data users to the extent possible with available information, as they

<sup>80</sup> <http://www.prb.org/pdf11/kenya-population-data-sheet-2011.pdf>

<sup>81</sup> [http://chet.org.za/manual/media/files/chet\\_hernana\\_docs/Kenya/National/Kenya%20Education%20Sector%20Support%20Programme%202005-2010.pdf](http://chet.org.za/manual/media/files/chet_hernana_docs/Kenya/National/Kenya%20Education%20Sector%20Support%20Programme%202005-2010.pdf)

rely on the data to generate denominators for age and sex per region, and to obtain absolute population figures as a means of measuring the proportion of condom use.

NCPD is the main parastatal tasked specifically with linking population demographics and national development issues. UNFPA provided funding to NCPD to investigate the effects of the so-called demographic dividend and the consequences, possibilities and policy implications this holds for national development. Such policy analysis has required strong national data sets for identifying key trends in youth education and employment as well as accurate population projections for different age groups. The Kenya population data sheet published in 2011 plus the population situation analysis from 2013 were other key outputs of NCPD in partnership with KNBS, based on available census data.<sup>82</sup>

#### Box 14. The demographic dividend

UNFPA defines the demographic dividend as: “the economic growth potential that can result from shifts in a population’s age structure, mainly when the share of the working-age population (15 to 64) is larger than the non-working-age share of the population (14 and younger, and 65 and older).”

To realize a demographic dividend, a country must undergo a demographic transition – a shift from high fertility and mortality to low fertility and mortality. Mortality generally falls as child survival rates improve, mainly because of improved health and sanitation standards. Declines in fertility often follow, and as families have fewer children, household resources are freed up to make investments in their long-term well-being.

Over time, the children born during the early stage of this transition enter the labour force. When the labour force grows more rapidly than the population dependent on it, resources become available for investment in economic development. This offers an opportunity for rapid economic growth – if the right social and economic policies and investments are in place.

- See more at: <http://www.unfpa.org/demographic-dividend#sthash.SCAnZvG0.dpuf>

#### *Use by local governments*

The devolution process underscores the importance attached to the local population results of the 2009 PHC, for which enumeration was conducted about one year prior to the promulgation of the 2010 constitution. The devolved governance system came into full force after the 2013 general elections.<sup>83</sup>

According to interviews with government officials as well as information about decentralized systems, the preliminary local population figures released in 2010 were considered crucial as the basis for both central government resource allocation as described above, and in formulating county strategic plans.<sup>84</sup> For example, the areas where census officials determined that there was likely an over-count of the population lie in the poorest and under-serviced parts of the country (northern and north-eastern) with the highest development inequities. These areas, mainly populated by pastoralists and with a substantial refugee population, face regular drought conditions as well as serious cross-border security problems due to their proximity to Sudan, Ethiopia and Somalia. Many people in these regions believe that historically they have been excluded

<sup>82</sup> The Kenya Population Data Sheet 2011 was prepared by the Population Reference Bureau's Informing Decisionmakers to Act (IDEA) project and the National Coordinating Agency for Population and Development (NCPD) in Nairobi. The publication was made possible by the United States Agency for International Development (USAID). Data and figures are compiled from the latest Kenya Population and Housing Census, Demographic and Health Survey, Service Provision Assessment Survey, and the United Nations World Population Prospects.

<sup>83</sup> According to the Commission on Revenue Allocation (CRA). (2011). Kenya: County Fact Sheets. <http://www.crakenya.org/wp-content/uploads/2013/10/Kenya-County-Fact-Sheets-Dec-2011.pdf> (accessed May 26, 2015).)

<sup>84</sup> KNBS. (August 2010). The 2009 Population and Housing Census, Volume 1C.

from equal participation in the national political system and therefore require better treatment under the new constitution. Thus, equitable allocation of resources to all counties is now a sensitive political matter. There is also recognition of the need for increased rigour and accountability in use of funds at the local level. The legal and political issues surrounding the census population data and its use for local planning must, therefore, be understood within this broader context.

A very high demand for and interest in decentralized data from the census was found in interviews with the majority of county officials and planners in both Nairobi and Nakuru counties. With the decentralization of the Government, the supply of policy relevant data at the county level becomes increasingly important. At the moment, county officials and planners have said that the capacity to produce data at the county level is largely lacking so they have to request it from KNBS. All planning is based on the number of persons in the census and every year they set up a work plan based on the five year strategic plan for the county.<sup>85</sup>

Nakuru county officials stated that they have had no access to the analytical monographs and have never asked for a custom made data table from the KNBS. They typically use the general population data (age and sex) as is to calculate population projections for planning. However, some confusion was expressed by these officials about the type of information the census could provide as well as how to use specialized surveys such as the DHS, compromising their ability to use the data to the fullest.

The county officials in Nakuru said that there is now a need to drill down to a lower administrative level and look at the characteristics of the wards and sub-counties. In the opinion of county planners, for devolution to work, all census data should be disseminated at the county, sub-county and ward levels by KNBS. Staff also mentioned gaps in terms of specialized analytical monographs with information at the county level. They said that information was also needed on services such as electricity, housing and water, plus demographic indicators at the county level such as age specific mortality rates. Counties can extract general information from the available census reports, but no maps have been sent to the county level. In the opinion of the county planners interviewed, at the moment there was no real devolution of statistical data.

Urban planners in Nairobi county shared that they rely extensively on the KNBS National Housing Survey for 2012-2013 which was based on census data. In their opinion, 2009 census data is now quite out-dated and it was difficult to access the population projections done by KNBS. Their new housing strategic plan will be based on the recent housing survey and will cover such issues as slum upgrading, urban renewal and affordable housing, affordability and waste land development.

The majority of local county officials said that their capacity to conduct evidence based planning based on official national statistics is very limited, due to the lack of experienced staff, limited access to appropriate technical guidance and weak institutional structures. However, the monitoring and evaluation directorate (MED) of MoDP, which monitors national development programmes, was assisted by UNFPA for several years on incorporating population issues into its work, with a focus on training and analytical capacity building for the planning units of six pilot local government authorities throughout the country. The training built a critical mass of stakeholders to assess progress against key national indicators in decentralized areas and it used the 2009

---

<sup>85</sup> <http://assembly.nakuru.go.ke/web/wp-content/uploads/2014/07/COUNTY-ASSEMBLY-OF-NAKURU-STRATEGIC-PLAN.1.pdf>

census data for the construction of the indicators. Fortunately, several of the MoDP and local officials trained in this process had previously worked as staff statisticians and demographers at the KNBS, so via insider channels they were able to gain access to some of the census micro-data. The indicators and data they developed were brought together in a pilot database system for on-line consultation called E-Promis which has the potential to assist counties in the generation and utilization of national level statistics, but, at the time of writing this report, it was not yet in full-scale use.<sup>86</sup>

A census atlas was also published by KNBS that potentially could be useful for decentralized development planning as it showed the geographic distribution of various indicators. However, this was only available in hard copy and had gone out of print at the time of writing this report.

### *Use by international agencies, academia, research centres and civil society*

Census data has been cited frequently in research, background papers and programme planning by international agencies including the World Bank, UNICEF, UNDP, WHO and IOM. For example, UNICEF relies mainly on DHS data for detailed analysis but the census provides important denominators for calculating both national and localized health and well-being indicators. IOM has been working on a migration profile for Kenya for which census data was very relevant, contributing to an understanding of internal and international migration patterns. The Kenya population situation analysis based on the census was also found to be a very helpful tool for social and demographic insights.

#### **Box 15. The population situation analysis in Kenya**

The purpose of undertaking a Population Situation Analysis (PSA) in Kenya was to document incisively the overall situation of the well being of the Kenyan society, and to inform the citizens, civil society, Government and wider stakeholder community, of the current challenges and opportunities in the country with respect to population and development. The specific objectives of the Analysis PSA were to:

- equip users with an instrument for advocacy;
- contribute to greater understanding of a population and development paradigm for better public policy formulation and implementation with specific reference to MTP II of Kenya Vision 2030 and MDGs;
- inform development of the UNDAF, on the critical need to prioritize and integrate population issues in development planning;
- be utilized by various national actors in Government, civil society, and the private sector, as well as cooperation agencies, in developing and implementing interventions in listed policy areas.

Source: National Council for Population and Development (NCPD), Kenya Population Situation Analysis, 2013.

Many diverse civil society agencies and civil society research institutes such as the Population Council, ICF Macro (the research company involved in conducting the DHS), and the African Population and Health Research Centre (APHRC) stated that they have used the census as either a sampling frame in their own work and/or relied on key data from the four main census reports to provide denominators for their own indicators. For example, the agency Population Services Kenya has used the census to design a sample frame for nationwide surveys that they conduct every two years to gauge progress in behavioural change programmes funded by USAID, and for measuring the success of campaigns related to HIV prevention and treatment, reproductive health and malaria prevention and treatment. APHRC has used census data to support their research on African urbanization patterns and slum issues. They have accessed data from the census

<sup>86</sup> UNFPA country office annual report 2012.



directly from KNBS but not from the analytical monographs. The African Institute for Development Policy (AFIDEP), a regional organization, has used Kenya census data for their own national and regional analyses of demographic dividend trends in east Africa, some of it funded by the UNFPA

**Table 7. Examples of census data use from civil society**

1	The Kenya Women Parliamentarians' Association (KEWOPA) has used census data as the basis for its advocacy and analysis on women's issues. They had direct support from UNFPA to bring two recent bills to parliament, one addressing FGM (passed into law in 2011) and another on social protection, some provisions of which were picked up in a recent victim protection act for those affected by domestic violence and division of matrimonial property. It has also done awareness-raising using census data regarding the number of women in elected and community leadership roles in relation to the new constitution. Smaller women's organizations such as the Federation of Women Lawyers (FIDA) and the Forum for African Women Educationalists (FAWE) have used 2009 data in reviewing their policies and helping to design programming. FIDA, which has linkages with UNFPA around women's rights issues, has accessed census data directly from KNBS and, at times, via UNFPA. FAWE has hired consultants to do their own surveys on enhancing girls' participation in schooling and to design interventions that address specific gaps. They believed that the census value and quality for the non-profit sector has improved over time, but that more outreach could be done by KNBS (possibly with UNFPA support) to encourage greater statistical literacy among voluntary groups.
2	The Society for International Development (SID) is a research and policy organization that works to support more open governance and devolution via knowledge generation. Census data has come in handy to formulate policy briefs and generate more detailed information for local planning. For example, they have worked on producing poverty inequality reports showing the geographical dimensions of poverty in Kenya since 2004 in close collaboration with KNBS. After the 2009 census, they partnered with KNBS to map poverty disparities further in all Kenyan counties. <sup>88</sup> This produced large data sets unavailable elsewhere, but unfortunately (as found in the interviews with Nakuru and Nairobi counties), not all local Governments know about this work. They now have detailed poverty disparity reports for ten counties which are all available on the KNBS and SID websites.

Some civil society and academic researchers stated, however, that they have had limited to no direct access to census data needed for their research, and that the lack of on-line census micro-data from KNBS has been a constraint. All the civil society organizations interviewed emphasized the need for UNFPA or other agencies to assist in building the capacity and skills of non-profit groups and research institutions to use census data more strategically in their work. They indicated there is a very large need to help build greater capacity of research institutions in doing their own cross-tabulations and conducting more complex analysis of the census micro-data. They suggested that UNFPA fund more regional workshops with the civil society sector to actively promote census use among a broader cross section of researchers so that a critical mass is built to drive data demand. These actions could be similar to what is done regionally by USAID and UNICEF to educate the health research community around enhanced use of DHS data.

The census was extensively covered in the mainstream media, due to the comprehensive publicity campaign but also the census population results controversy. According to journalists and media specialists interviewed, the census process was not well understood and the data from it have not been well-used in national reporting. Media organizations or specialists were not invited to provide input to the NCSC or TWC.

<sup>87</sup> African Institute for Development Policy, *Assessment of Drivers of Progress in Increasing Contraceptive se in sub-Saharan Africa- Case Studies from Eastern and Southern Africa*, 2012.

Available at: [https://www.afidep.org/?wpfb\\_dl=12](https://www.afidep.org/?wpfb_dl=12)

<sup>88</sup> More information can be found at: <http://inequalities.sidint.net/kenya/national/>

Although the census was well-marketed as an event for full national participation, they stated that there was a need for more education of media professionals regarding the census process and how to use the data as the basis for analytical reporting on national affairs.

### *Continued challenges with census access and use*

KNBS was able to unofficially release some detailed census data to government partners or to those with close and trusted links, such as the NCPD, but because the data were not officially published due to the court case these agencies could not reference it in any publications. The lack of up-to-date official population projections was perceived as being especially serious, with some users relying on projections from the smoothed 2009 data and others continuing to use projections based on the 1999 census. KNBS personnel involved with the census expressed their

concerns that the data have not been used to its greatest extent possible as a key source of national information, given the high expenditures of resources, time and expertise to conduct the census operation. Several other demographic experts in academic institutions also shared their strong disappointment that, though the census provided such a rich set of results, it could not be accessed or cited in their work.

Specifically, the majority of informants from government and civil society cited the unavailability of the census analytical monographs produced in 2011 as the single largest barrier to widespread census use. Because the monographs provided a detailed analysis of the characteristics of the population and housing conditions of Kenya based on the 2009 census, their unavailability has posed serious limitations for policy makers and planners. These reports covered population projections, labour force dynamics, mortality, fertility and nuptials, urbanization, household and family dynamics, migration, housing conditions, amenities and assets, disability, education, gender dimensions, population dynamics and the census atlas.

UNFPA facilitated flow-through of funding for the production of the census monographs by a group of skilled local consultants, including Population Studies Research Institute (PSRI) at the University of Nairobi, considered one of the top demographic institutes in Africa. Officials who have seen the documents as well as researchers directly involved in their production attested to their high quality, but were disappointed about the fact that they are locked in a government warehouse and may never be released or might be released too late to be useful. Almost all interviewees in government departments indicated that the prohibition to use the analytical monographs (along with limited or no access to census micro-data on-line via IMIS) has had a negative effect on their work.

The majority of stakeholders from both government and civil society in Kenya stated that at the county level there has been in the last five years a rapidly expanding need for

#### **Box 16. Population estimates and projections for inter-censal periods**

Censuses As censuses being are typically conducted at large intervals of time (one about each 10 years), ; there is a need to update the population figures from the census each year in order to base policies and plans on the most realistic population figures.

To this end, demographers use population estimates (a calculation of the size of a population for a year between census periods or for the current year) or projections (a calculation of the size of the population for a future date in time).

Several methods are used such as the cohort component method based on assumptions made on births, deaths, ageing and migration. Other methods include extrapolations or model based estimates.

Estimates and projections can be made for specific age groups or geographical areas.



training and institutional capacity building on how to use locally disaggregated census data for evidence based planning. Currently, county government officials rely almost exclusively on the main population figures available from KNBS to guide their work. Most interviewed in the two counties visited for this report were unaware that they could ask for specific tables with disaggregated local information from KNBS and some said they actually did not know exactly what information was available from the census.

The political devolution process has led to a complete restructuring of many government departments, presenting challenges around the formation of partnerships and strategies for the most effective census use (see Evaluation Question 5). The main stakeholders said that the successful completion of the devolution process will depend to a great extent on the ability of line ministries and local governments to access, analyse and apply statistical information to drive successful local programme implementation and delivery of decentralized services. As mentioned above, lead UNFPA partners such as MoDP and NCPD have provided (on a limited basis) targeted training, mentoring and facilitation with counties about how to use census and statistical data, but they believe that much more needs to be done by UNFPA and others to ensure that this happens on a broader scale with deeper long-term effects.

*Use of data for sectoral policies related to UNFPA mandate.*

Census data has been used to support and promote the UNFPA priority areas of youth, gender equality (GE) and sexual-reproductive health (SRH) as well as on-going advocacy for the ICPD agenda. For example, the previous Ministry of Gender (now the Gender Directorate) has worked for several years with UNFPA support on the development of national policies on youth, gender equality and reproductive health using disaggregated population data. Most recently, they used specific data from the census (as well as the DHS) for the advocacy for and formulation of a new policy framework and national legislation to curb FGM, which was adopted by the Government in 2011.<sup>89</sup>

According to the country office personnel, UNFPA advocated with others for the inclusion of questions in the 2009 census related to maternal mortality to obtain broad, national data on this issue. Based on this information, as well as data from the 2013 DHS, UNFPA played a lead role in policy research, advocacy and financial resource mobilization for national support for reducing the high levels of preventable maternal mortality in fifteen counties. UNFPA commissioned production of a situation analysis on ending preventable maternal mortality and supported a national conference to develop a communiqué and action strategy, which is currently in the process of being implemented via a multi-donor partnership including the World Bank and the UNCT.<sup>90</sup>

According to personnel from the MoDP, the MoDP has used census data for reporting on the social pillars under Vision 2030 and the five year MTPs. Additionally, the MoDP is using census data to help generate reports and briefings on several key social development areas, such as the elderly and the disabled, for use in programme planning and strategic thinking about how to enhance social protection policies and programmes. MoDP and other line ministries affirmed the need for more concerted attention to social statistics analysis in key areas that can be used to address gender and social inequities. Other experts noted the need for more specific surveys on gender-related issues in Kenya

---

<sup>89</sup> UNFPA country office annual report 2009.

<sup>90</sup> UNFPA country office annual report 2012.

that built on what was available in the census. However, it was acknowledged that the production of the gender data sheet in 2011 based on census data has been a key tool in social planning.

To strengthen the capacity of national stakeholders for data analysis and use related to key mandate issues, UNFPA has provided on-going support for the NCPD to conduct research, advocacy and training on how to integrate various social issues (youth, gender, disability) into development planning and monitoring at the national and local levels.<sup>91</sup> In 2012, the Government approved the revised national population policy to manage its rapid population growth, which is in line with ICPD principles and aims. The new population policy aims to reduce the fertility rate and includes targets for child mortality, maternal mortality, life expectancy, and other reproductive health measures. Analytical background for this policy was obtained from the 2009 census.

The use of census data for sectoral policies related to the mandate of UNFPA has also been impacted/undermined by the fact that the census analytical monographs have not been made publicly available. For example, a detailed analysis of maternal mortality was likely made in one of the unreleased analytical monographs but has not been accessible to researchers, policy-makers and planners. The same holds for the monographs on the elderly, household and family dynamics, gender dimensions, and fertility. However, some of this information can be obtained by asking KNBS directly for a specific indicator such as the maternal mortality ratio. KNBS can then provide the specific indicator or data sets, but the monograph from which it stems cannot be cited as an official reference.

#### **Box 17. The principles of the population policy for national development (2012-2030)**

This policy aims at ensuring that population growth does not impede the attainment of targets set in the Vision 2030's economic, social and political pillars of Vision 2030. It is recognized that if not managed, Kenya's the population of Kenya - which grew at 2.9 per cent in the 1999-2009 period - if not managed would make it difficult to achieve Vision 2030 targets of transforming Kenya into a middle-income country.

The implementation of this Policy, therefore, shall be guided by the following principles:

- Respect for human rights and fundamental freedoms including the right to life, human dignity, equality and freedom from discrimination on the basis of gender or social, cultural and religious beliefs and practices.
- Recognition of the family as the basic unit of society.
- Affirmation of the basic rights of all couples and individuals to decide freely and responsibly the number and spacing of their children, to have the information and education needed in order to make informed choices, and to have access to the means to act on their decisions.
- Recognition of regional variations with regard to population issues and development.
- Recognition that all communities and individuals have fundamental rights of equal access to opportunities.
- Recognition of the necessity to advance gender equity and equality, empowering women, and eliminating all forms of violence.
- Recognition of the multi-sectoral nature of population issues and the critical need for a cross-sectoral approach to implementation.

<sup>91</sup> UNFAP country office annual work plan with NCPD, 2011.

*Participation and inclusion of partner governments (local and national) and civil society organizations in the programming and implementation processes of the census*

According to the majority of government and NSO stakeholders, UNFPA encouraged strong stakeholder engagement in its own programming via the AWP process. Additionally, UNFPA encouraged its Kenyan partners to take over leadership roles in the national census process. UNFPA has had long lasting relationships with many organizations both inside and outside the public sector in Kenya that have created mutual trust and respect in the value and importance of inclusion and nationally led census processes (see Evaluation Question 5). UNFPA has worked with these trusted contacts to bring government agencies together with academic and civil society organizations in both the NCSC and TWC.

As described above, from the beginning of the census, UNFPA played an active role in the NCSC and the TWC, both led by Kenyan officials, in order to ensure inclusion and participation of census users. The NCSC consisted of members from government, the private sector, learning and research institutions, special groups, faith based organizations and civil society organizations. As the two main national oversight groups, the NCSC and TWC were responsible for the formulation of census policies and guidelines, fostering linkages with the general public, reviewing all strategies and plans for publicity and census advocacy and reporting on the census implementation and census instruments.<sup>92</sup> The committees had an advisory role for the census instruments, the preparation and execution of the census including data collection and processing as well as monitoring and evaluation of all census processes.

Stakeholders also stated that UNFPA helped ensure national leadership and management of the census by deciding, jointly with KNBS, not to engage a full-time CTA and supporting national execution as the main modality for census implementation (as described under Evaluation Question 2).

The majority of stakeholders, starting with KNBS, expressed their appreciation for the key role UNFPA played during the census process in facilitating and encouraging national buy-in, decision making and ownership. However, as noted earlier in the report, several civil society organizations, including some universities aside from the University of Nairobi, said that they were not consulted in enough depth during the census preparation phase and stated that they wanted to have more input in future. Researchers outside the Government said they would welcome any initiative on the part of KNBS to more systematically include or consult groups that have traditionally not been included in the official census consultation process. For example, the NCSC could be expanded in some way or there could be additional consultations added for a wider pool of civil society researchers. County officials also emphasized the need to be a central part of the planning and consultation process for the 2019 census so that national ownership at the decentralized level could be enhanced.

---

<sup>92</sup> KNBS, Ministry of Devolution and Planning, 2009 Population and Housing Census. Nipo Natambulika! Counting our People for the Implementation of Vision 2030. Administrative and Methodological Report, 2013, p.18.

**EQ4. To what extent were available resources adequate, made available and used in a timely manner to support the 2010 census round? To what extent did UNFPA utilize synergies at country, regional and global levels with a view to support the implementation of the 2010 Round?**

Summary of Findings:

Efficiency

**UNFPA provided efficient and timely support to the 2009 Kenyan census, including development partner coordination, pooled funding arrangements for flow-through of money, and delivery of periodic short-term strategic or technical advice by both consultants and the UNFPA regional office. Implementation of the census relied mainly on national execution, which created efficiencies for UNFPA and KNBS, its main partner. The census process demonstrated satisfactory rates of resource utilization, implementation rate, good financial reporting/accountability and adequate national procurement capacities. UNFPA created effective synergies with other agencies providing financial and capacity support to KNBS, most notably the World Bank and the United States Census Bureau (USCB). However, the role and visibility of the UNFPA RO in technical support has been declining since the disintegration of the country support teams (CSTs).**

#### *Available resources*

As noted in earlier sections of the report, due to strong alignment with partner government priorities, the level and type of support provided by UNFPA was appropriately adapted to local needs and conditions as well as designed to complement available Kenya resources and expertise (see Evaluation Question 1). Timely advance planning for the census project started in 2006 with UNFPA support and encouragement. UNFPA also provided timely support later by helping to mobilize additional development partner funds for the census communications strategy and the post enumeration survey (PES), both of which needed to be implemented rapidly. Both KNBS and UNFPA personnel stated that AWP process was a timely and accurate methodology for identifying projected needs and mapping out the required flow of resources so that no major efficiency problems arose.

UNFPA was able to efficiently mobilize its own and other resources from DFID, UNICEF and UNDP to cover approximately six per cent (or \$6.04 million) of the census budget in the 2008 to 2010 period. In 2011, an additional amount totalling around \$1.5 million was channelled through UNFPA by SIDA for use in the preparation and printing of the analytical monographs. The support of UNFPA for these specific items was harmonized with separate funding provided by the USCB for data processing and the PES. UNFPA also provided funding for 13 specific short-term technical engagements for the census, spread across the five year period from 2006 to 2011 and targeted to provide required input at key junctures of the process (see Evaluation Question 2).

Efficiencies for the 2009 census could also be traced back to large investments made by UNFPA in the 1999 census, which set up systems and ensured the internal capacity of KNBS was built in advance. This was accompanied by an evolution of the role of UNFPA and the modalities of support it employed from 1999 to 2009. As noted under Evaluation Question 2, this involved the transition from a very high level of in-depth technical assistance, towards a lighter, more targeted and demand-driven model. Due to these shifts, according to long-term UNFPA and KNBS personnel, 2009 saw the highest

efficiency thus far for census support in terms of the rate of project budget implementation and the predictability with which the entire exercise unfolded.

UNFPA financial personnel did not note any major problems with the transfer of funds or with the provision of agreed goods, services or resources during the census or follow-up. They stated that there was high quality financial reporting by KNBS to UNFPA. According to UNFPA, 80 per cent of the implementation of the census funds was through national execution. UNFPA transferred funds to the Ministry of Finance on a quarterly basis which, in turn, would channel resources to KNBS using government financial systems. UNFPA staff also stated that quarterly reporting on the use of funds was well-handled by the Ministry of Finance and KNBS. UNFPA played an oversight role only to monitor the achievement of expected outcomes via reports from partners.

Both KNBS and UNFPA financial officers agreed that the national execution model had worked very well, with no major delays in transfer of funds or in the delivery of financial reports. There was a smooth flow of funds, particularly for such a complex exercise with tight timelines. During the census period, the project to support implementation of the census was considered to be a top priority for UNFPA and received special consideration in terms of rapid handling of funds. UNFPA personnel communicated in advance to those at higher accountability levels in the treasury and KNBS to ensure that all parties understood the need to facilitate the funds transfer process.

The UNFPA country office handled only a very small amount of direct procurement (less than 20 per cent of total census project funds) for the 2009 census, responding only to specific items that were judged jointly with KNBS to be the most cost-efficient and timely means for delivery of inputs. The 20 per cent direct procurement mainly involved securing and paying for some technical assistance and training, plus direct expenditures for some aspects of the communications campaign. UNFPA also handled the time-sensitive transfer of funds for direct payment of enumerators at the local level that would have taken longer via government channels.

The perception of the United Nations system in general (according to UNCT representatives and UNFPA financial officers) is that Kenya has a relatively robust and credible official government procurement system, but that timeliness and higher costs are problems at times. The UNFPA Country Office relied on the UNDAF joint process for assessing partner implementation capacity, which did not identify any outstanding management capacity challenges. For example, for the 2009 census, KNBS used official government procedures to provide rapid and efficient procurement of an external communications firm to conduct the national publicity campaign. However, the UNFPA country office paid directly for printing of the main census report via the funds pooled from several agencies, allowing for faster delivery than if the Government had handled procurement itself. According to UNFPA finance officers, these issues were assessed on a case-by-case basis with KNBS so that national ownership and procurement capacity were reinforced.

According to KNBS finance officers, there was constructive dialogue as necessary with UNFPA financial officers about implementation rates for census project funds. KNBS financial personnel said they had their own capacity built through the annual workshop that UNFPA hosted for implementation partners. There were delays in receipt of money for specific items leading to minor audit issues, though KNBS officers said that these situations could be caused by delays between themselves and the national treasury. Minor issues also emerged due to the different financial years used by UNFPA and the



Government, creating some challenges for year-end reconciliations and the timing of financial transfers.

Another issue raised was that the high investment made by the Government and fiduciary control in the census operation meant that UNFPA had few direct opportunities for oversight and quality control. For instance, UNFPA was not able to help assess the quality of the company that was hired directly by KNBS to do the field monitoring and observation of the census enumeration. Unfortunately, the poor quality deliverables and results obtained from this process did not represent good value-for-money for the Government. It should be noted that the contract was under national control and UNFPA had no role.

*Synergies at country, regional and global levels to support the implementation of the 2010 Round*

According to KNBS and donor agency officials, UNFPA played a key role in creating short-term partnership and funding synergies in support of the 2009 census, mainly through mobilizing and coordinating multi-agency support and ensuring that resources were deployed in efficient ways by the donor group. According to these informants, the pooled funding arrangement, provided by UNFPA for the flow through of donor funds to KNBS via the United Nations system, saved transaction, overhead and reporting costs for both development partners and KNBS. In addition, as noted in the previous section, there were strong synergies between UNFPA and KNBS to facilitate the quick decisions and turn-around needed to respond to the census process. Donors said they relied heavily on the ability of UNFPA as lead convenor to broker exchanges or deal with emerging problems.

Starting prior to the census, UNFPA convened regular consultative meetings for census support and provided a liaison role on behalf of donor agencies with KNBS.<sup>93</sup> This was a complex, multi-level task requiring extensive coordination among technical staff and senior officers at UNFPA. This was combined with continuous outreach, knowledge management and sharing of strategic information by UNFPA with all parties to ensure that all concerns were adequately addressed. For example, at the request of development partners, UNFPA provided on-going briefings and technical assessments of progress on the census preparations, as well as talking points for heads of mission when interacting with the Government around the census to ensure that key messages were put across.<sup>94</sup> UNFPA played the lead role in delivering donor concerns to KNBS, such as the need for a census communications strategy, census monitoring, risk assessment and security concerns in the wake of post election violence (PEV). In the other direction, UNFPA also helped communicate KNBS positions and ideas back to the donor agencies.

Following the census enumeration, UNFPA continued to coordinate with development partners for planning and mobilization of resources for the PES, which had not been adequately budgeted in advance. UNFPA also helped KNBS access additional resources for the production of census analytical monographs. According to KNBS officials, although the court case concerning the population figures in the North Eastern Province had started soon after the launch of the basic census results in August 2010, UNFPA worked to convince development partners that it was still worthwhile to proceed with analytical

---

<sup>93</sup> UNFPA country office annual work plan for 2007 and 2008.

<sup>94</sup> The evaluation team could review several presentations and briefs produced by the UNFPA country office reporting on the progress of the population and housing census.

monographs on the assumption that, upon the resolution of the court case, the materials would be immediately ready for release.

Positive synergies were also found to exist between UNFPA and Population Studies and Research Institute (PSRI) at the University of Nairobi. Due to a long working relationship and respect for the valuable expertise of PSRI, PSRI was contracted for the production of the census monographs. Very positive technical synergies were also noted between UNFPA on the one hand and the World Bank and the USCB on the other. It should be noted that neither the World Bank nor the USCB were part of the polled funding arrangement. Both the WB and the USCB offered key inputs to KNBS in the form of technical support, training and important materials and supplies. The previous World Bank capacity building programme with KNBS (see Evaluation Question 2), which operated prior to the census, provided funds for the procurement of many essential materials, allowing UNFPA to focus on and fill in additional strategic gaps. USCB offered training in census data tabulation and processing as well as the PES, and UNFPA was able to support KNBS staff attendance by funding air tickets and travel allowances. According to both KNBS and UNFPA personnel, UNFPA avoided duplication and overlap between itself and the World Bank and USCB through on-going dialogue so that all material, training and technical contributions were tailored and targeted to meet KNBS needs.<sup>95</sup>

For many years prior to and during the early years of the 2010 census round, UNFPA country support teams (CSTs) played a vital role in providing technical assistance to national censuses. As described under EQ2, the 2009 PHC took place at a time when responsibilities were being transferred from the CST in Ethiopia to the UNFPA regional office in South Africa. Both country office and regional office personnel (some of whom were formerly members of the CST) said there were strong synergies including frequent communications, backstopping and information flows between the UNFPA country and the regional office during and since this transition occurred. The country office said there had been involvement of the regional office in terms of helping to informally determine the capacity needs and requirements of KNBS during the census planning phase. Also, both the country office and the regional office observed that when the issue of whether or not to include ethnicity in the census questionnaire was being considered, the country office was able to deploy technical and strategic advice from the regional office to help KNBS and partners reach agreement on this. The regional office was also credited by the UNFPA country office in high level advocacy with the Government to ensure that the census went ahead as planned within a sensitive political climate.

Based on available information from interviews with both country office and regional office personnel, participation of the UNFPA regional office was limited to a maximum of three short-term technical visits by regional office census specialists during the leadup to census enumeration and to technical backstopping of the Kenya country office staff, but no input was requested or provided during the data processing or PES periods. Either because of the perceived high national technical capacity and/or the change in structure from CSTs to regional office, the UNFPA regional office was not requested to offer any advice on the preparation of the census reports presenting the controversial population figures.

---

<sup>95</sup> These points unfortunately were not able to be corroborated by direct interviews with USCB personnel.



**EQ5.** To what extent has UNFPA made use of its existing **networks** to establish **partnerships** at country, regional and global level as well as promoting opportunities for **South-South Cooperation** with a view to support the implementation of the 2010 Round in a way that ensured swift implementation of the census and optimized the use of its results?

Summary of Findings:

Efficiency and Effectiveness

**UNFPA played a very strong role in facilitating partnerships and networks at many levels to support the 2009 census. Strong on-going linkages exist with the NSO, MoDP, PSRI, NCPD and the UNCT for enhancing the quality and use of the national statistical system including the census. UNFPA offered some opportunities for South-South cooperation around the census but there is potential to enhance this at an institutional level for the 2019 census, specifically, for example, around the use of hand-held devices. Given the long inter-census periods, UNFPA faces the challenge of maintaining momentum for advocacy and fundraising with its key partners, and there are opportunities to enhance local government and civil society partnerships for the next census.**

*Use of partnerships to facilitate the implementation of the 2010 Round*

UNFPA cultivated several types of longer-term partnerships for 2009 census support. The main partnerships were in the form of: on-going linkages with the Government, the NSO and other key Kenyan stakeholders; coordination with other development agencies for pooled funding, planning and strategic support; and continuous liaison with the UNCT for joint programming under the UNDAF. Most of these partnerships pre-dated the census and have continued since that time to form a solid foundation for the next census round.<sup>96</sup>

The majority of government stakeholders consulted noted very positive partnership dynamics with UNFPA, underscoring the overall approach of UNFPA and its respect for national leadership, most notably with the NSO. KNBS senior managers and technical personnel expressed strong and consistent appreciation for the type of support offered by UNFPA over the long-term in terms of its reinforcement of their own capacities and skills. The CPD and AWP processes were credited with ensuring strong dialogue around national priorities, reflected subsequently in specific projects. KNBS said that technical assistance arrangements were beneficial to the strong partnership because they were demand-driven and based on respect for national capacity. For example, the terms of reference and deliverables for all technical assistance provided by UNFPA were under the authority of KNBS as described under EQ2. Since the census, according to both UNFPA country office and KNBS personnel, UNFPA has maintained continuous dialogue with KNBS to align its support under the strategic plans of the NSO and determine the appropriate level of advice and information required.

Other partnerships between UNFPA and key government, research or policy institutions such as MoDP, PSRI and the NCPD were thought to be of good quality by these partners. PSRI was the main provider, via UNFPA funding, of technical expertise to KNBS and experts at this agency said that, through this on-going partnership, UNFPA has helped create a strong in-country knowledge base for provision of census and statistical consulting expertise. Both the MoDP and the NCPD praised the commitment of UNFPA to assisting with policy research and analysis so that national capacity for use of statistics

<sup>96</sup> See UNFPA country office annual reports 2007 to 2014.

was gradually increased. NCPD has continued as the main national focal point for UNFPA in population and development over several years and have relayed that they have continuously benefited from this support. NCPD managers expressed disappointment, however, that UNFPA funding has declined recently, which they believe undermines the potential impact of their work to enhance the policy environment for effective use of population data.

The majority of other civil society stakeholders said that they were not well aware of the role of UNFPA in census support and that their direct engagement was quite limited for the 2009 census. Some of these interviewees suggested that increased direct linkages and on-going engagement with UNFPA would be mutually beneficial to expand the partnership base for use of national statistics. Some civil society research organizations mentioned under Evaluation Question 3 such as SID, Population Services Kenya, AFIDEP (which works at both the national and regional levels) and FIDA expressed an interest in forming longer-term relationships with UNFPA to more actively build the knowledge and skills in the use of census data, as well as enlighten and motivate potential users within civil society to become better statistical and demographic analysts.

KNBS, UNFPA and donor personnel all indicated that some cost savings and economies of scale were achieved through UNFPA facilitation of a donor pooled funding mechanism, which channelled resources to KNBS for the planning, implementation and follow-up of the 2009 census. The amount channelled represented approximately five per cent of the total census budget. Partner agencies stated that some transaction costs for KNBS financial reporting to individual agencies were avoided via a one-window approach, but it was not possible to quantify these savings. Efficiencies and synergies were primarily seen in the coordination of census information by UNFPA and the formulation of specific financial needs identified by the NSO, thereby assuring that funds were provided in a timely and appropriate manner (see Evaluation Question 4). The majority of United Nations development partners stated that UNFPA was able to marshal a combination of technical and quality assurance expertise gained from working on censuses in many countries that added considerable value to the partnership arrangement (see Evaluation Question 6).

Good long-term relationships were found to exist between UNFPA and the World Bank. Bank-funded projects for KNBS capacity support in the years prior to the 2009 census laid the groundwork for UNFPA to offer more cost-effective and targeted assistance (see Evaluation Question 4). The World Bank viewed UNFPA as an important partner to mobilize national support for the census and to help build the broader community of donor support for national statistical capacity. However, the Bank also emphasized the importance of keeping partnership momentum going between censuses and suggested that a more complex multi-donor partnership to carry out enhanced international census monitoring for the next round might be necessary. Specifically, the World Bank looked to the new multi-stakeholder maternal mortality strategy spearheaded by UNFPA as a prime example of the type of broad-based and advocacy-driven partnership building model that could be applied to partnership around the 2019 census process.

UNFPA is of course an active member of the UNCT via regular on-going collaboration around UNDAF implementation. Because there is a Delivering as One (DAO) programming platform in effect for United Nations agencies in Kenya, UNFPA is obligated to harmonize all its activities with other agencies. Census support for UNDAF falls under one key outcome related to evidence based planning, strengthening national-level statistical production, analysis, use and M&E. UNFPA leads this outcome area and is also the Chair

of the M&E working group for the UNCT. UNCT members said they had the highest respect for the role of UNFPA as the lead mandate agency for census support in Kenya (see EQ6).

Several stakeholders from the Government, KNBS and donor agencies observed that a very strong advocacy role by UNFPA would be needed in advance of the 2019 census to mobilize multi-level partnerships. This would include working with development partners and KNBS to anticipate political risks potentially faced by the census and strategize ways to address them.

Representatives of all stakeholder groups noted that the challenges in forging partnerships and synergies for funding and strategic support might be even greater for the 2019 census, given the difficulties around the 2009 census results. One agency representative stated:

**Box 18. The United Nations Development Assistance Framework: United Nations Delivering As One**

The UNDAF is the strategic programme framework that describes the collective response of the UN system to national development priorities. The General Assembly, in the 2007 Triennial Comprehensive Policy Review of operational activities for development of the United Nations system (TCPR), encourages the United Nations development system to intensify its collaboration at the country and regional levels towards strengthening national capacities, in support of national development priorities, through the common country assessment, when required, and the United Nations Development Assistance Framework (UNDAF).

UNDAF is as an expression of the United Nations's commitment to support the countries in their self-articulated development aspirations that has been developed according to the principles of United Nations Delivering as One (DaO), aimed at ensuring Government ownership, demonstrated through UNDAF's full alignment to Government priorities and planning cycles, as well as internal coherence among UN agencies and programmes operating in this country.

“We need strong advocacy starting now, in order to build a broad-based alliance, identify potential funding and technical challenges, and undertake a proactive assessment of anticipated weak areas such as supervision and quality assurance of the census enumeration in the northeast of the country.”

*South-South cooperation to support the implementation of the 2010 census round*

South-South cooperation (SSC) is a broad concept and practice that enables developing countries to share experience, knowledge, skills, resources and technology for development purposes. As censuses have many common features in terms of instruments, logistics, administration and technology, they provide a good platform for institutional cooperation between NSOs. Kenya is a founding member of the Partners in Population and Development, an inter-governmental organization for promoting SSC.<sup>97</sup>

A number of interesting examples exist of productive SSC in censuses. For example, Brazil played an innovative role in using handheld devices in its census and is now assisting other countries with this technology as well as lending out the devices themselves. The UNFPA regional office has been in the process of establishing a centre of excellence for assisting countries like Brazil in sharing technical expertise in Africa.<sup>98</sup>

---

<sup>97</sup> <http://www.partners-popdev.org/member-countries/>

<sup>98</sup> More about the SSC initiative of Brazil will be found in the synthesis report of this evaluation as it was specifically analysed under the Extended Desk Review.

UNFPA was able to facilitate training of some KNBS personnel within regional and international workshops for specific aspects of statistics and census work. In the lead up to the 2009 census, Kenyan personnel participated in regional UNFPA workshops on census planning, survey sampling and statistical methods in Cape Verde, Kenya, Chile and Ghana. In 2005, for example, members from a number of NSOs from surrounding countries came to Nairobi for a workshop on survey sampling and statistical methods, three KNBS personnel went to Chile for a ReDatam training and also to Accra, Ghana for a CSPro training.<sup>99</sup> KNBS indicated that, for the development of the census questionnaire, there were contacts established through the UNFPA regional office with NSOs in Uganda and Ethiopia.

#### Box 19. Partners in Population Development

Partners in Population and Development (PPD) is an intergovernmental initiative created specifically for the purpose of expanding and improving South-to-South collaboration in the fields of reproductive health, population, and development. PPD was launched at the 1994 International Conference on Population and Development (ICPD), when ten developing countries from Asia, Africa and Latin America formed an intergovernmental alliance to help implement the Cairo Programme of Action (POA).

During the five year review of the POA the United Nations General Assembly in 1999 stated that:

*“...more attention should be given to South-South cooperation as well as to new ways of mobilizing private contributions, particularly in partnership with nongovernmental organizations. The International community should urge the donor agencies to improve and modify their funding procedures in order to facilitate and give high priority to supporting direct South-South collaboration arrangements....South-South cooperation at all levels is an important instrument of development.”*

Due to its long track record of conducting credible censuses, Kenya is considered to be one of the more technically advanced African countries and has, as described under Evaluation Question 2, exported census technical expertise to other African countries. Kenya census experts are recognized for their skills and have been frequently recruited within the United Nations system as advisors. However, as noted under Evaluation Question 3, this may in fact impinge on the capacity of the country itself unless care is taken to renew and sustain skills within the NSO.

For the 2019 census, KNBS plans to use tablets to collect the census data. At the time of preparing this report, KNBS was already experimenting with tablets to collect data for some surveys, such as the Kenya Integrated Household Budget Survey. Future regional integration of the East African Community is considered to have strong potential for more formalized institutional linkages for joint censuses in Kenya, Uganda, Rwanda, Burundi and Tanzania. KNBS senior management said that these are areas with the potential for enhanced support from UNFPA for SSC.

<sup>99</sup> UNFPA, 2005 Country Office Annual Report, p. 13.

**EQ6.** To what extent does UNFPA support to population and housing census data generation, analysis, dissemination and use, **add value** in comparison to other United Nations agencies and development partners at national, regional and global levels?

Summary of Findings:	Added value
<p><b>UNFPA added value to the 2009 census in Kenya through a combination of technical training and advice, advocacy, planning, funding and donor coordination. Its main comparative advantages were its broad-based knowledge from multi-country census experiences, application of international census standards, brokering of technical inputs, and support for national capacity. UNFPA was seen as the lead partner for the census based mainly on the close, cooperative relationships built with Kenyan partners. UNFPA is in a good position by building on its comparative advantages to help KNBS learn from the challenges encountered in the 2009 census and assure a high quality process for the 2020 census round.</b></p>	

*Comparative strengths in the support to population and housing census data generation, analysis, dissemination and use.*

The comparative strengths of UNFPA Kenya for the census most often mentioned by its main national stakeholders were (in no particular order):

- The neutrality of UNFPA as a United Nations agency enabled it to play a strong intermediary role between the Government and other development partners for strategic advice and resource mobilization. This was particularly helpful during the census planning period from 2006 to 2009 when decisions about the content of the census questionnaire and the monitoring of enumeration were made. For example, UNFPA was able to provide a trusted advisor and play a go-between role in discussions between development partners and Government about whether ethnicity should be included in the census questionnaire. Some stakeholders credited UNFPA with being able to provide neutral advice on this issue (partly via the UNFPA regional office) and help achieve a final decision agreed to by all.
- UNFPA (both the country office and regional office) played a strong advocacy role for the census by encouraging the Government to proceed on schedule in 2009 despite the 2008 post election violence. The continued advocacy role of UNFPA on behalf of the census was said to be a valuable contribution to keeping national partners on track with their plans.
- The relatively high commitment of core funding from UNFPA for the census helped leverage additional donor funds and provided assurance to other development partners that any additional resources mobilized would be well-managed. By convening the donor coordination group, UNFPA helped to ensure that funding gaps were identified so that additional resources could be found for key initiatives such as the post enumeration survey (PES) and preparation of census analytical reports.
- Development partners shared that they relied on UNFPA to help present their issues and concerns to KNBS and the Government in a unified way, due to privileged access by UNFPA to KNBS senior management based on its long-standing relationship.

- The strong respect for national autonomy and for the expertise and authority of the national partners of UNFPA was demonstrated through the on-going collaboration between UNFPA and KNBS, building on existing skills and expertise.
- At the initial planning stage, UNFPA provision of support for both the census proposal-plan as well as needs assessment and capacity building of the KNBS cartography unit was perceived as critical for laying the census groundwork.
- The UNFPA country office was said to have excellent consultative skills and procedures, for example, via the CPD and AWP processes which involved extensive joint discussion with partners. Processes for partner consultation were considered to be thorough and transparent, allowing for joint decision-making with KNBS, MoDP and NCPD about which initiatives to support in line with national priorities and how best to allocate available resources.
- Due to its involvement in conducting censuses in a large number of countries, UNFPA was perceived as able to broker access of national partners to technical knowledge and comparative experience on a broader scale. As a global agency, UNFPA was also perceived to have strong linkages to specialized technical agencies within the United Nations system, such as UNSD, enabling access to a broader knowledge base as needed.
- UNFPA was respected for its ability to play an overall quality assurance role in the census process due to the global knowledge base mentioned above. For example, the role of the regional office in offering a range of expertise and knowledge (drawn from across the African continent) was considered by some to be a major value-added of UNFPA, unavailable via other agencies. In comparison to other development partners, UNFPA is believed to help maintain international census standards, and ensure high quality and technical uniformity in census planning, implementation and analysis.

Whereas the comparative strengths of UNFPA were widely known among its lead national stakeholders, members of civil society exhibited less knowledge about the added value of UNFPA in census. Not surprisingly, groups that had previously received direct support from UNFPA (such as KEMEP and KEWOPA) were more knowledgeable about the direct role of UNFPA in census support because they had been involved in some census consultation processes and received encouragement from UNFPA to both publicize and utilize the census results.

No evidence was found of public or published media acknowledgement of the specific role of UNFPA in census support. However, this was not unexpected given that UNFPA generally preferred to remain in the background when supporting national census capacity and priorities, and has worked to support a team-based approach for the wider United Nations system under the UNDAF. It was noted by the country office and some development agencies that the public profile of UNFPA is increasing as the result of its recent involvement in support for a national campaign to combat high levels of maternal mortality. This may, in future, have some spin-off effects in helping to raise the visibility of UNFPA in other areas such as census support.

Stakeholders identified several areas where the value added of UNFPA could potentially have been enhanced for the 2009 census:

- UNFPA was commended by KNBS and other development agencies for taking on external monitoring of the census enumeration, although it was restricted to selected parts of the country. However, due to the limited scope and scale of its monitoring, UNFPA was not able to provide direct assistance to KNBS in identifying



potential enumeration issues in North East Province that eventually gave rise to the court case about census population figures.

- According to both external experts and one UNCT officer, UNFPA evidently did not provide very much in-depth advice during the crucial period from late 2009 to mid-2010 when KNBS was dealing with the challenges in census data processing that arose from anomalies in population figures from the northeast of the country. Ideally, greater UNFPA involvement in this process as a technical advisor could have provided some objective, external technical advice about how to handle the situation. Later, due to the court case and the need to respect the independence of the judiciary, UNFPA could not become directly involved. However, UNFPA senior personnel said that they have worked quietly to advocate for release of the census results (particularly the analytical monographs), but that there are important lessons to be learned for UNFPA regarding how to anticipate and avoid these types of negative scenarios in future that have huge consequences for the country.

#### *UNFPA as a lead partner supporting censuses*

UNFPA is viewed by the majority of government partners and the NSO as a lead partner, pivotal for support to the Kenyan censuses, specifically in terms of advocacy, quality assurance and capacity building. KNBS senior personnel said that UNFPA provided comprehensive support for the 1999 census that laid the groundwork for the 2009 census and offered advocacy with the Government and donors to ensure that the 2009 census was a constructive national exercise. For the 2009 census, national capacities were enhanced by UNFPA through a support-advisory role rather than via substitution effects. KNBS played the main role in the census by building on the on-going collaboration with UNFPA as well as other agencies. Long-term capacities from within the country (for example, at the PSRI at the University of Nairobi) were fostered and reinforced via UNFPA funding to access Kenyan experts at key junctures.

The amount of UNFPA direct funding support to the census itself was relatively small, representing less than five per cent of the total \$100 million census budget, so it did not provide vital or irreplaceable resources. However, as noted earlier in this report, there is considerable evidence that UNFPA played a leveraging role and gained efficiencies by organizing and channelling donor pooled funds. Many of the partnership values offered by UNFPA were intangibles such as brokering, leveraging, and on-going strategic dialogue. The consistent focus of UNFPA on supporting national priorities were deemed to be among the greatest assets by lead partners in Kenya, combined with offering credibility to the overall census process.

Overall, based on what many stakeholders said, the credibility of UNFPA as a highly respected United Nations agency was and remains a key factor in its success as well as its perceived expertise in census gained from multi-country support. Nonetheless, the relatively major technical problems encountered with the 2009 census have continued to impede the widespread release and use of most census data.



**EQ7. To what extent has UNFPA support contributed to the mainstreaming of human rights and gender equality in the census process?**

Summary of Findings:

Effectiveness

**UNFPA helped build national capacities for addressing the gender dimensions of census and statistical data during the 2010 census round. Data from the census was sex disaggregated, and analytical monographs on gender and other vulnerable groups were produced but never released. UNFPA conducted training with the Kenyan Directorate of Gender for use of gender statistics and funded the first national population situation analysis which included extensive social-demographic analysis around the situation of vulnerable groups. KNBS has mainstreamed production of specialized statistics into its processes, but so far UNFPA has not contributed directly to enhancing the internal capacity of the NSO for demographic and social statistical analysis. Recruitment of more female enumerators and supervisors as well as gender-sensitive adjustment of census manuals will be useful tools to promote further gender mainstreaming in the operations of the next census.**

*Integration of gender equality and human rights issues in UNFPA support to the 2010 census round*

Population censuses typically generate much more information on sex differentials than on gender, which is an analytical category related to, inter alia, the analysis of power and the ensuing social, economic, and political patterns that, in part, shape access to education, resources and services. Although census population data are typically broken down by age and sex, most censuses, including the 2009 Kenyan census, only address a limited number of topics that are directly useful for gender-based statistical analysis.

**Box 22. Sex differentials vs. gender analysis**

The census provides gender disaggregated data for a wide array of topics, producing so-called sex differentials based on the direct comparison of frequencies observed between males and females. These are not gender analyses, as such analyses require more in-depth research regarding social patterns that cannot be directly obtained from census tables.

Further processing and cross-tabulation are required for gender analyses that are contained in thematic reports or monographs.

Nonetheless, population censuses are much more closely related to upholding the rights of individual women and men than is often understood by either development agencies or national governments. Censuses provide valuable information on the living conditions of many sub-groups in society, for example, women, young children, undocumented migrants, those with disabilities and elderly persons. Censuses can also be used as baseline to understand the position of specific groups and sub-groups within a country through more detailed surveys.<sup>100</sup> Key population data can also be broken down according to the age, location or other characteristics of vulnerable groups, as well as used to produce detailed analyses of different factors that influence health, access to resources, employment or housing, for example. Therefore, it is essential that the questionnaire in a population census contains the right questions to examine the position of vulnerable

<sup>100</sup> To be noted the value of sampling frames desegregated by vulnerable groups.

groups and that the census makes a complete count of all persons belonging to vulnerable groups.

For the last census, UNFPA in Kenya promoted and encouraged the integration of gender analysis within the planning for and follow-up to the census as well as in national plans and policies, based on the need jointly identified with national partners (including the NSO) to ensure full consideration of both men and women as partners in the development process. Gender equality is a key aspect of the UNFPA country programme in Kenya, and this has extended into support for the census. For example, in the CPDs the need for gender-sensitive data and statistics was emphasized in line with national priorities, and this was followed up in several specific CPAPs.<sup>101</sup> The UNFPA gender advisor in the country office shared that she has been a regular participant in meetings of the population and development unit that is responsible for census support. She has also attended meetings on request with national partners engaged in statistical analysis to respond to questions and offer suggestions about how to strengthen the gender dimensions of their work.

According to UNFPA officers, through its regular participation on the NCSC and TWC, UNFPA also encouraged the NSO to incorporate specific topics into the census questionnaire (such as maternal mortality) that could be used to generate essential data for eventual gender analysis. The role of UNFPA in the development of the questionnaire also encouraged KNBS to include questions to describe the characteristics of groups that were prone to human rights violations. As described under Evaluation Question 3, in 2011 UNFPA helped channel funds from the Swedish International Development Agency (SIDA) to produce 13 census analytical monographs based on the census micro-data, covering several key topics related to sex and gender differences, such as labour force dynamics, fertility and nuptials, household and family dynamics, migration, amenities and assets, disability, education, and population dynamics. A separate detailed monograph was produced on gender. However, as previously described, none of the monographs were released due to the court case about the census results.

UNFPA support to gender advocacy using national statistics also extended to support for the preparation and dissemination of other key surveys based on the census sample frame. For instance, in 2007 prior to the census, due to its strong commitment to sexual and reproductive health as a priority programme area, UNFPA funded research for a detailed situation analysis on female genital mutilation (FGM) in Kenya, which has led to intensive lobbying leading to legislation against this practice. After the census, further data was used to prepare policy briefs that led to anti-FGM legislation in 2011. UNFPA contributed resources jointly with other United Nations agencies to the Kenya Integrated Household Budget Survey 2011 (KIHBS), and the Kenya KDHS 2011, both including sections to gain insight into sex-segmented patterns as the basis for analysing gender rights issues.<sup>102</sup>

Following the release of the 2011 KDHS, UNFPA commissioned detailed analysis of the maternal mortality data with a focus on identification of the counties with the highest

---

<sup>101</sup> The UNFPA country programme action plan for 2004-2008 has as Output 4 “Increased availability of quality gender sensitive data for planning, implementation, monitoring and evaluation of population and RH programme at all level”.

<sup>102</sup> Evidence of this support can be found in the respective country office annual reports for the years 2007 to 2011.

rates.<sup>103</sup> This has led to a multi-donor programme brokered and coordinated by UNFPA to mobilize decentralized government partners towards a comprehensive campaign to reduce maternal mortality rates. This initiative falls within the SRH programme area at UNFPA, but according to country office personnel there are strong linkages maintained with population and development, so that the production of statistical data can be used to support changes in the policies and services that affect the maternal health of women and girls in Kenya.<sup>104</sup>

UNFPA has funded and helped facilitate training for government personnel in the Directorate of Gender of the MoDP on how to incorporate data into the development of gender policy. For example, over the past several years, UNFPA provided training for 100 gender officers from line ministries and parastatals. These trainings led to the establishment of gender committees in their respective organizations and raised awareness of the potential use of census and statistical data to support advocacy and planning around gender-related issues.<sup>105</sup> Most of these efforts have focused on training staff at the central Government level and, according to participants, were useful in enhancing basic knowledge and skills. However, according to local government representatives, the capacity to use data to develop gender policies at the decentralized level is currently quite limited in the counties.

Additionally, in 2013, UNFPA supported the production of the first Kenya population situation analysis (PSA) executed jointly by NCPD, KNBS, PSRI and MoDP. The PSA provided a comprehensive overview of national statistics in many of the key areas covered in the unreleased census monographs mentioned previously and summarized demographic trends relevant for national development objectives. The report noted gaps in fertility, family planning and sexual and reproductive health services, and underscored the need for the country to invest more heavily in health, education and women's empowerment as a means of spurring further positive economic growth in line with Vision 2030.<sup>106</sup>

Specific needs were identified in the PSA for the production of future censuses and statistical data in the areas of youth, marriage patterns, women's economic assets and income inequities for certain marginalized groups. This was based on the PSA methodological guide developed by UNFPA at the global level.<sup>107</sup> During interviews, NCPD, the lead partner of UNFPA in the population and development area, expressed additional concerns regarding the quality and scope of gender data available from the 2009 census. They noted the need for greater access among researchers to the raw census data to address key questions around gender equality and human rights, as well as additional training and institutional capacity building to productively work with the data for critical demographic analysis.

---

<sup>103</sup> PSRI, NCPD and UNFA. *Differential Maternal Morality in Kenya : The need to prioritize Interventions*. Policy Brief 38 (October 2013).

<sup>104</sup> UNFPA country office annual reports 2011 to 2014.

<sup>105</sup> UNFPA country office annual report for 2010, under Outcome 1.1.

<sup>106</sup> See EQ3 for more information on the Kenya population situation analysis.

<sup>107</sup> In 2011, UNFPA produced "A Conceptual and Methodological Guide" for the Population Situation Analysis providing the basis for an integrated appraisal of population and reproductive health dynamics and their impacts on poverty, inequality and development. By integrating a micro and macro analytical approach, the population situation analysis clarifies the interactions between individual behaviour and demographic dynamics. See more at: <http://www.unfpa.org/publications/population-situation-analysis>

From 2009-2011 (overlapping with the Kenya census), the technical division of UNFPA at headquarters organized a series of conferences to identify possible topics for census monographs with participation from census experts from around the world. Participants concluded that despite the limitations of the available data from most censuses, monographs on gender dimensions should ideally be produced in all countries. To this end, in 2014, UNFPA technical division produced a manual detailing methodological guidelines for the analysis of gender issues in population censuses.<sup>108</sup> UNFPA support for gender analysis in the last Kenyan census occurred before such analytical tools were widely available, and, as such, was largely ad hoc and responsive, typical of support in this area at the time. At the time of preparing this report, UNFPA had not yet promoted use of the methodological guidelines in Kenya but had plans to do so for the 2019 census, which is likely to improve the quality and coherence of support in this area.

*Mainstreaming human rights, rights of vulnerable groups, minorities (including ethnic minorities), the disabled and gender equality in the census process and associated surveys.*

Both the new 2010 constitution of Kenya and the Vision 2030 national planning blueprint emphasize the role of women in society and guarantee the equal rights of women and men.<sup>109</sup> As a result, affirmative action for minorities and women are to be included in all sectors of society. Significant advances have been made in the situation of gender equality in Kenya but many key gaps remain (see annex 9).

As a semi-autonomous government agency, KNBS has a responsibility to provide accurate national statistics that cater to national development and planning needs, including, therefore, a commitment to gender equality. KNBS has demonstrated an organizational commitment to mainstreaming gender equality and human rights in its work. For example, KNBS incorporated into its mission statement that it “. . . aims at providing quality statistical and sex disaggregated data which is key to achieving excellence in performance levels based on the fundamental principles of official statistics.”<sup>110</sup> Under this organizational commitment to mainstreaming, national data has been sex disaggregated in all recent censuses. KNBS also produces extensive regular national economic data geared towards a disaggregated analysis of income inequalities. The personnel at KNBS said that the role of UNFPA as a lead advocacy and technical partner within this area been mainly to support the bureau’s own mainstreaming initiatives and encourage further gradual expansion of these areas in line with available resources and skills.

As noted above, with UNFPA support and collaboration, KNBS was involved in several surveys and reports that generated data used for producing gender and/or a rights-based analyses. The KNBS Directorate of Population and Social Statistics, responsible for both the census and other specialized research, stated a strong interest in continuing to expand this area of their work and shared that they have not, as of yet, received direct capacity building or strategic support from UNFPA to build internal expertise in producing specialized analytical reports in-house. For example, they were not directly involved in

---

<sup>108</sup> UNFPA (2014), Methodological Guidelines for the Gender Analysis of National Population and Housing Census Data, Technical Division of the United Nations Population Fund (UNFPA), Population and Development Branch, Gender, Human Rights and Culture Branch.

<sup>109</sup> African Woman and Child Feature Service (s.d.), Women’s power through the Constitution. Our Constitution, our life!! With support from The Women Peace and Security (AF-WPS) Initiative – USAID.

<sup>110</sup> Extract from the mission statement of KNBS. See more at: <http://www.knbs.or.ke/>

the production of the gender monograph for the census data, which was outsourced to external consultants at the University of Nairobi.

The Directorate of Gender of the MoDP (with UNFPA support) continues to work for the implementation of the equity principles laid down in the new constitution, development of plans to strengthen gender and development policy, and mainstreaming of gender analysis within the national planning and M&E systems. They have cooperated closely with KNBS to ensure that both sex disaggregation and demographic gender analysis are incorporated into all their work. For example, the Directorate worked jointly with KNBS on the UNFPA-supported population situation analysis.<sup>111</sup> However, because the gender analytical monograph was never released publically, the implementation of the new policy on gender has been hindered to some extent. Nonetheless, the Directorate of Gender indicated that they are still able to use some micro-data from the census. Another important source for their work is the Kenya Gender Data sheet 2011, which is partially based on the census. However, the Directorate of Gender said they were not aware that UNFPA had recently published a manual with methodological guidelines for the gender analysis of national PHC data, which could be useful in helping them plan how to improve this in future.

Partly through the technical support provided by UNFPA to census planning, KNBS ensured that some internationally agreed questions on certain groups that were potentially vulnerable to human rights abuses were asked on the questionnaire. Aside from age and sex, information was also gathered about disability characteristics, ethnicity and migration status. These are all categories connected to vulnerability. Furthermore, to ensure that vulnerable groups were enumerated during the census, special measures were taken. For instance, arrangements were made to ensure enumeration of persons in refugee camps. Internally displaced persons were not enumerated in a special way, but were captured in normal enumeration areas. Persons living in institutional households and homeless individuals were enumerated on census nights. Special techniques were used to enumerate nomadic communities. For example, the Government provided temporary pastures to keep pastoralist communities in the same location during the census. Local communities provided assistance, as well, to ensure the enumeration of groups that were difficult to reach. For example, some cattle ranchers airlifted enumerators to remote areas at their own expense.

As much as possible, the KNBS deployed temporary census personnel in the enumeration areas where they resided to ensure equity in hiring practices. District census committees ensured that the recruitment process was transparent and that only competent individuals were recruited to undertake the exercise. Before the census, the census steering committee and coordinators from KNBS visited the field to ensure that the recruitment process was conducted in a fair and transparent manner. Among others, sex and employment status were criteria for selection during the recruitment stage. However, KNBS did not retain any statistics about the sex ratio of enumerators. KNBS officials indicated in interviews that most enumerators and supervisors were male, and this was attributed mainly to security concerns in a number of districts. There was no evidence that previous census manuals were adjusted for gender issues although KNBS officials indicated that this would be taken into consideration in the design of the 2019 census methodology, an area in which UNFPA could potentially offer support.

---

<sup>111</sup> UNFPA country office annual report for 2012, under Outcome 7.

## 5. Considerations for the overarching global thematic level

This section presents the main input elements the Kenya case study offers to the synthesis report for the global thematic evaluation. The considerations below together with evidence from other case studies and surveys described in chapter two will inform the conclusions and recommendations in the global evaluation report.

**Consideration 1. In anticipation of the 2020 global census round, there is potential for UNFPA to work with its NSO partner in each country to devise a proactive monitoring strategy for the political environment and risks for the upcoming census, based on previous experiences in that country and/or what has been learned in other similar countries. This would be similar to the risk assessment process used in Kenya for the 2009 census, but expanded to include more detailed response options or mitigation strategies adapted to the specific context and emerging scenarios. At the global level, UNFPA could consider developing a set of guidelines or tools for census-related political-contextual risk assessment that can be adapted for use in each country.**

Similar to many countries where UNFPA (and the United Nations system as a whole) has had to deal with heightened security or post-conflict situations, the challenges facing Kenya for the 2009 census due to the post-election violence and political tensions required extensive up-front risk analysis. Fortunately, the enumeration unfolded smoothly in Kenya and did not provoke any inter-ethnic violence as originally feared. However, during the evaluation many census stakeholders in Kenya expressed concerns that the 2019 census will take place in the context of many new or emerging political or security challenges (see consideration 2). There were also concerns that UNFPA could have done more to assist with emerging issues and risks for the 2009 census, for example, when questions around the accuracy of census population data in some parts of the country led to a court case that prevented the completion of census analysis and dissemination. This shows how important it is to include all stages of the census process in a risk analysis, including the post-enumeration and data processing-dissemination phases.

More systematic and in-depth risk response planning could help UNFPA and its partners prepare for any potential situation that may arise during and/or after census enumeration. As is the case in many countries, in Kenya the census could be seen through both a technical and political lens. Census support falls along a continuum of assistance ranging from purely technical interventions to strategic or political advice (see

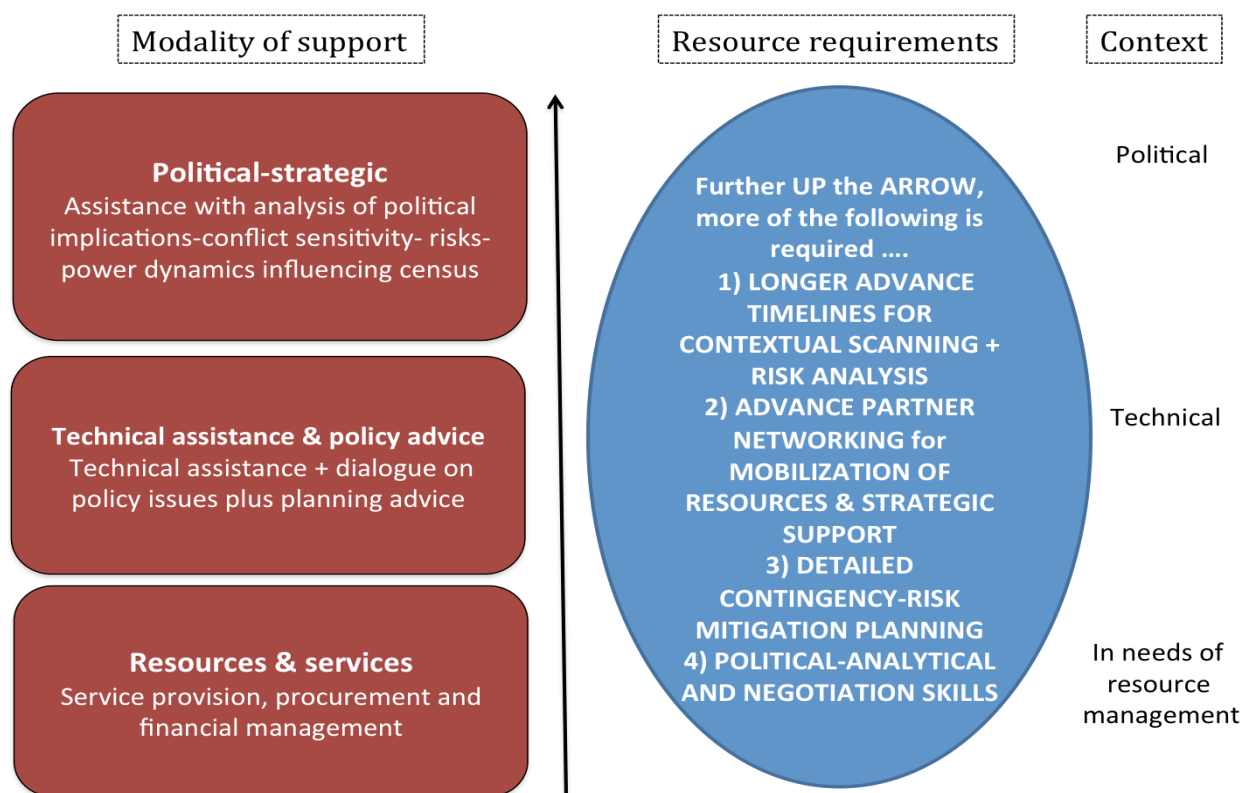
Figure 8 below). The more dominant the political dimensions of the census operation (based on the complexities of national governance and security issues), the more advance planning is needed. The development of partnerships and strategic connections and the mobilization of appropriate resources (money or analytical expertise) is also particularly critical in challenging political contexts. The details of this analytical framework for political dimensions of census support will be elaborated more in the thematic evaluation report. This would assist UNFPA country offices to define, in advance, the best approaches to address political challenges and identify the



capacities required in the country office (or available from global and regional sources) to assist national partners. These ideas potentially could be transformed into a set of global guidelines or tools for risk assessment that UNFPA and its partners could adapt to particular needs or contexts.

Though census technical competencies are critical to the success of a census in a given country, other abilities also matter. For example, the ability to monitor the political environment, advance advocacy/positioning of the census, detailed risk-mitigation assessment and the development of political support in close consultation with the NSO and other United Nations agencies are essential, as well. Taken together with technical capacity, these offer the best guarantees for successful census completion. This analysis needs to be undertaken for all phases of the census cycle, continuing through analysis and dissemination to longer-term follow-up and use of census data (see consideration 3).

Figure 8. Context, needs and response modalities





**Consideration 2. UNFPA should consider ways to ensure on-going, regular linkages with key United Nations, multilateral and bilateral partners for census support throughout the long time period between each census. Failing to do so could potentially result in challenges reactivating key funding and strategic partnerships for the next census. This is particularly important in contexts where a risk of politicization of the census process is present, as in the case of Kenya. Partners can work together in advance to find ways to collectively address the potential obstacles to impartiality and quality of the census results.**

The census operation is unique in that it takes place at ten-year intervals and there is often a high turnover of key partners and their personnel in the intervening years. In Kenya, there has been some continuity among partner development agencies both within and outside the United Nations system. Not surprisingly, however, many of those interviewed had no direct knowledge of the 2009 census and did not know a great deal about what had taken place or what was required to ensure support for the next census. This situation could be especially challenging to regaining momentum for the 2020 census round because of the perception among some stakeholders that the last census did not yield the hoped-for accurate national results in spite of the high level of investment.

The UNFPA country office in Kenya has started to mobilize some partnership discussions for the next census. However, due to the high risk of politicization of the 2019 census (noted by several stakeholders), the country office should consider how to intensify and accelerate this process, even though the census is still four years away. Specifically, due to the formula under the new constitution that uses population figures as the basis for determining resource allocation (administered by the central Government), there may be heightened risk of census fraud or manipulation in some decentralized regions. On the positive side, devolution to the county level has provided a strong impetus for decentralized data use, but this requires much more advance activity to engage these potential data users in support for the census process. This could potentially defuse the politicization risk to some extent. Finally, fundraising efforts among external donors might be more difficult due to the dearth of final reliable results from the 2009 census and would have to start now to convince them of the importance of providing financial support.

In Kenya, there were strong multi-stakeholder partnerships leading up to and throughout the 2009 census process along three main dimensions: between UNFPA and KNBS, among members of the UNCT and, finally, between UNFPA and bilateral/multilateral agencies. Relationships between UNFPA and KNBS remain strong but could be further enhanced by early joint institutional capacity assessment in preparation for planning the census (see consideration 4). There is consistent networking among the UNCT in Kenya because of on-going connections around the UNDAF, which includes census and statistical support under one of its outcome areas. However, more specific strategic connections between UNFPA and bilateral-multilateral agencies for census support may require some reactivation. This rests on the assumption that these same partners will be particularly concerned about how to assess and mitigate risks for the census prior to being asked to provide additional funds (see consideration 1).

There are also some potential creative opportunities for working with development partners so that some risks are mitigated to census quality and accuracy. In Kenya, there may be a basis for discussions with agencies such as WHO, OCHA, IOM and other development agencies to help implement and monitor census implementation in the northeast of the country (where the main problems arose in the 2009 census), using existing networks at the community level for support and validation of the enumeration process. Most important, it might be advisable to carefully consider with all partners the pros and cons for a more formalized international observer mission during the 2019 census, with a specific focus on assuring and documenting census impartiality and data quality in case disputes arise in future.

**Consideration 3. UNFPA should consider developing a systematic portfolio of strategies and tools for how to enhance the sustained use of census data by key stakeholders, particularly by line ministries, local government and among civil society organizations. The specific approaches and strategies used would of course be tailored to, inter alia, the country development context, but would, on the whole, aim to foster the appropriate institutional culture at different levels for data use in a more comprehensive and systematic way than in the past. In Kenya, for example, while the legal challenge around the results of the 2009 census created obstacles for data use by many stakeholders, it would be important to consider how to devise concrete strategies, benchmarks and indicators to encourage users to apply statistical information.**

The intensive investment by national governments, including the Government of Kenya, in production of census data will only be justified for UNFPA and its partners through more intensive demonstration of the “value” of this information to society, to development and to democratic accountability in a comprehensive way. For example, at the time of the 2009 census, Kenya was a lower income country but the Government dedicated over \$90 million of the resources of the country to the census. For a developing country to offer this substantive support to the census shows considerable (political) commitment to the goal of producing essential national data. As this report has shown, there were many commendable efforts by UNFPA and its national partners to promote data use in Kenya after the 2009 census (including on-going advocacy and capacity building with the Government and academia to foster multi-stakeholder skills in data use in evidence-based planning and research). However, substantial scope remains for a more strategic and intensive approach to build the institutional culture for data use in the main public institutions, and to extend the scope of data use within civil society.

In line with the strong existing national commitment to the census process itself demonstrated in Kenya, UNFPA should consider focusing its support more towards extended and in-depth capacity enhancement for census use in different sectors and in a fully decentralized way. This is particularly important in Kenya due to major constitutional and governance changes since 2010 where the engagement with local government and decentralized users are essential to both the census process and on-going utilization of census information. UNFPA should, of course, continue to play a role in facilitating up-front risk assessment (see consideration 1) as well as targeted technical support for the census itself.

Keeping in mind all these factors, the following approaches to address short-comings or blockages in data use should be considered by UNFPA when working closely with its national partners, both in Kenya and in other countries:

- Identification of concrete strategies with benchmarks and indicators to enhance dissemination and further customized analysis of census data by the NSO and key public institutions.
- Formulation of improved partnerships and cooperation between UNFPA and other development partners, and between the NSO and government ministries (as well as among ministries) regarding strategies for achievement of better census and statistical data dissemination.

- Identification of technical mechanisms for improved user friendly access to on-line information by statistics end-users both inside and outside the Government, with a particular focus on opening up access to both census micro-data and improving NSO analytical support for specialized data requests.
- Creation of more specific strategies or plans for the Government for fostering a demand-driven and accountable data culture, that will empower line ministries and civil society institutions to become 'data drivers and enablers'.
- Enhanced, long-term approaches for sustained census and data use that go beyond activity-based projects such as one-off or short-term training, towards the design and implementation of a comprehensive, user-friendly national statistical strategy with full ownership of all national partners.
- More systematic needs assessments, training and coaching for both government and civil society researchers (including the larger pool of NGO-based analysts) in the analytical techniques needed to take full advantage of the 'richness' of census micro-data, for example, by sharing options for enhanced data application in policy-planning and techniques for advanced cross-tabulations or data queries.

**Consideration 4. UNFPA and its NSO partner in each country should consider conducting detailed institutional needs assessments as part of advance preparations for the 2020 census round to ensure that there is solid and carefully documented evidence of NSO assets and gaps for the entire census process. As in the case of Kenya, this would provide a solid foundation for joint identification of what needs to be done to further enhance not only the technical capacity of the NSO but also the underlying institutional systems for advocacy, managerial, coordination, strategic planning and resource mobilization.**

As noted previously in this report, the lack of a formal institutional needs assessment for KNBS in advance of the 2009 census did not allow for proper joint identification and documentation of key capacity assets and gaps. KNBS capacity changed over the course of the census but it appeared that these issues were not regularly analysed over time to identify emerging gaps or needs. The fact that Kenya exported key census experts for work elsewhere in Africa and its strong track record of conducting previous censuses successfully contributed to the general perception that KNBS was well-resourced for census management. Relatively unusual for red quadrant countries (and possibly because of the above factors as well as its high ability to self-finance the census), Kenya was perceived as having built sufficient sustainable technical capacity not to require a long-term CTA. Both partners and the NSO moved forward with relatively 'light' levels of support based on a strong assumption of in-built capacity, but without the objective tools to assess (or re-assess) this as needs arose. However, in hindsight, the NSO (while still relatively strong) might have benefitted from more intensive external technical support at certain key stages.

UNFPA and its partners should consider an NSO capacity-needs assessment as important not simply to provide an inventory of what is lacking, but also to determine what is already in place as well as create benchmarks or indicators for how to accurately assess institutional capacity changes over time. The transition from more intensive, large-scale assistance to small-scale, selective support is in line with UNFPA recent business plans. UNFPA should therefore consider developing standardized strategies for ensuring an objective assessment of NSO technical and implementation capacity, rather than rely on informal information and assumptions.

**Consideration 5. UNFPA and its NSO partners as well as other stakeholders in each country should consider compiling a list of good practices based on successes and challenges in support for the 2010 census round, to provide the basis for planning prior to the 2020 census round.**

There are elements of good practices contained in all the previous considerations that UNFPA and its national partners should consider systematically compiling in order to form the basis for planning for the next census round in all countries. Many of these good practices were demonstrated in Kenya, including:

- Development of a detailed risk assessment strategy in advance to identify and find solutions to specific problems that could influence census implementation. Risks identified might cover national or local security, political instability, inter-ethnic tensions and public mistrust. In Kenya, for example, with UNFPA support, issues were identified from the national election in 2007 and then steps were taken to address specific fears related to the inclusion of the ethnicity question on the census questionnaire.
- Identification of needs and delineation of strategies related to national publicity and communications to support the census. In Kenya, for example, UNFPA was instrumental in ensuring that a publicity campaign was conducted by the NSO (with assistance from a private communications and social marketing firm) to allay public concerns.
- Identification of needs related to technical quality monitoring of the census. UNFPA provided coordination and technical support to provide light technical monitoring of the census enumeration process in selected areas of the country and report back to the Government and donors, as was done in Kenya. This would include weighing the options for using existing networks among development agencies on the ground for support and validation of the enumeration process, as well as larger-scale international monitoring. The aim is to ensure objective assessment of census impartiality and data quality in case disputes arise around census information.
- Early mobilization of partnership discussions in census planning. This needs to include fundraising efforts among external donors as early as possible to convince them of the importance of providing financial support to the census. Where some political risks exist (as in the case of Kenya), advance partnerships are needed to assess risks jointly, develop advocacy strategies, and build collaborative ways of working.
- Preparation of early joint institutional capacity assessment of the NSO to assist in preparation for planning the census. As was shown in the progression of NSO internal technical abilities between the 1999 and 2009 censuses in Kenya, intensive external technical assistance using an accompaniment model can have a huge impact in building sustainable institutional capacity.



# Annexes

## **Annex 1 List of documents consulted**

### **UNFPA Programmatic documents**

UNFPA: Country Programme Action Plan 2004-2008 between the Government of Kenya and United Nations Population Fund. s.d.

UNFPA: Country Programme Action Plan 2009-2013 between the Government of Kenya and United Nations Population Fund. s.d.

UNFPA, 2011 Country Office Annual Report, Kenya. 2005.

UNFPA, 2011 Country Office Annual Report, Kenya. 2006.

UNFPA, 2011 Country Office Annual Report, Kenya. 2007.

UNFPA, 2011 Country Office Annual Report, Kenya. 2008.

UNFPA, 2011 Country Office Annual Report, Kenya. 2009.

UNFPA, 2011 Country Office Annual Report, Kenya. 2010.

UNFPA, 2011 Country Office Annual Report, Kenya. 2011.

UNFPA, 2011 Country Office Annual Report, Kenya. 2012.

UNFPA. Country Office Annual Report, Kenya. 2013.

UNFPA, Country Office Annual Work Plan with KNBS, 2006

UNFPA, Country Office Annual Work Plan with KNBS, 2007

UNFPA, Country Office Annual Work Plan with KNBS, 2008

UNFPA, Country Office Annual Work Plan with KNBS, 2009

UNFPA, Country Office Annual Work Plan with KNBS, 2010

UNFPA, Country Office Annual Work Plan with KNBS, 2011

UNFPA, Country Office Annual Work Plan with KNBS, 2012

UNFPA, Country Office Annual Work Plan with KNBS, 2013

UNFPA, Country Office Annual Work Plan with NCaPD, 2011

UNFPA, Country Office Annual Work Plan with NCaPD, 2007

### **Other UN and UNFPA Documents**

UNESCO, UNESCO National Education Support Strategy (UNESS) for the Republic of Kenya 2010 - 2011, Nairobi, November 2010.

UNFPA, Methodological Guidelines for the Gender Analysis of National Population And Housing Census Data, Technical Division of the United Nations Population Fund (UNFPA), Population and Development Branch, Gender, Human Rights and Culture Branch.

UNFPA, Population Situation Analysis – A Conceptual and Methodological Guide, New York, 2011

UNFPA. Evaluation of UNFPA Support to Population and Housing Census Data to inform Decision-making and Policy Formulation, 2005-2014. Terms of Reference. New York, May 2014.

UNFPA. Census Evaluation Inception Report: Evaluation of UNFPA Support to Population and Housing Census Data to inform Decision-making and Policy Formulation, 2005-2014, Volume 1 Final. New York, December 2014.

UNFPA. Census Evaluation Inception Report: Evaluation of UNFPA Support to Population and Housing Census Data to inform Decision-making and Policy Formulation, 2005-2014, Volume 2 – Annexes Final. New York, December 2014.

UNFPA. Census Evaluation Inception Report: Evaluation of UNFPA Support to Population and Housing Census Data to inform Decision-making and Policy Formulation, 2005-2014, Volume 3 – Annexes Final. New York, December 2014.

UN-HABITAT. Mobility Causes Problems in Counting Sub-Saharan Africa's Slum Populations. UN-HABITAT, 2010.

UNHCR, Annual Global Trends Report 2014

United Nations. Principles and Recommendations for Population and Housing Censuses: Revision 2. New York, 2009.

### **Country Specific Documents**

African Development Bank. Kenya Country Strategy Paper 2014-2018. AfDB Nairobi, February 2014.

African Population and Health Research Center (APHRC). Population and Health Dynamics in Nairobi's Informal Settlements: Report of the Nairobi Cross-sectional Slums Survey (NCSS) 2012. APHRC, Nairobi, 2014.

Agence Nationale de la Statistique et de la Démographie, Rapport Definitif. Recensement Général de la Population et de l'Habitat, de l'Agriculture et de l'Élevage. Sept. 2014.

Behnke, R & Muthami, D. The Contribution of Livestock to Kenya Economy Intergovernmental Authority on Development (IGAD) Livestock Policy Initiative, 2011.

Center for Global Development, APHRC, Delivering on the Data Revolution in Sub-Saharan Africa, 2014.

Centre for Urban Research and Innovations (CURI). Mukuru Kwa Njenga Slum Upgrading Project. CURI, University of Nairobi, 2012.

Central Bureau of Statistics (CBS) [Kenya], Ministry of Health (MOH) [Kenya], and ORC Macro. Kenya Demographic and Health Survey 2003. Calverton, Maryland: CBS, MOH, and ORC Macro, 2004.

Central Intelligence Agency (CIA). The World Fact Book. CIA, 2015.

Civil Registration Department. Strategic Plan 2013-2017.

Commission on Revenue Allocation (CRA). Kenya: County Fact Sheets. CRA, 2011.

Commission on Revenue Allocation (CRA). Basis of Revenue Sharing Among the Counties, for FY 2012/13, 2013/14, 2013/14. CRA, 2015.

Commission for the Implementation of the Constitution (CIC) 2013 – 2014 Annual Report. CIC, 2014.

Disability Council International (DCI). National Report: United Nations Convention on the Rights of Persons with Disabilities. Unedited Version, 31st August 2011.

- Encyclopaedia of Nations. Kenya - Ethnic Groups. 2015.
- Famine Early Warning Systems Network (FEWS NET). Kenya Food Security Brief. USAID/FEWS NET, December 2013.
- Food Agricultural Organization (FAO). Irrigation in Africa in figures – AQUASTAT Survey 2005. FAO, 2005.
- Friedrich Ebert Stiftung (FES). Position Paper on the Kenya Vision 2030 Implementation: The Quest for Inclusive Growth. FES, August 2013.
- FHI 360 & Ministry of Health. Adolescent and Youth sexual and Reproductive Health: Taking Stock in Kenya. 2011.
- Gondi, H, O. Enhancing Migration Data Management in Kenya: Assessment and Recommendations. African, Caribbean and Pacific (ACP) Initiative, 2013.
- Government of the Republic of Kenya. Kenya Vision 2030 Handbook of National Reporting: Indicators for the Vision 2030 First Medium Term Plan 2008-2012, 2009.
- Government of Kenya. Kenya Population Situation Analysis. 2013. National Council for Population and Development (NCPD), 2013.
- International Fund for Agricultural Development (IFAD) & International Work Group for Indigenous Affairs (IWGIA). Country Technical Note on Indigenous Peoples' Issues, Republic of Kenya. IWGIA, April 2012.
- IGAD Centre for Pastoral Areas and Livestock Development (ICPALD). The Contribution of Livestock on Kenyan Economy. ICPALD, 2011.
- Katindi, S, N. Youth Fact Book: Infinite Possibility or Definite Disaster? Institute of Economic Affairs (IEA), 2010.
- Kenya Institute for Public Policy Research and Analysis (KIPPRA). Kenya Economic Report 2013.
- Kenya National Commission for Human Rights (KNCHR). Safeguarding Constitutional Gains, Human Rights Defenders & Security. The EU Project County Profile. KNCHR, 2015.
- Kenya National Commission for Human Rights (KNCHR). Champions of Rights: Report on the Situation of Human Rights Defenders (Busia, Kwale & Marsabit Counties). KNCHR, 2015.
- Kenya National Bureau of Statistics (KNBS). Strategic Plan 2008-2012. KNBS, 2010.
- Kenya National Bureau of Statistics. Statistical Abstract 2013. KNBS, 2013.
- Kenya National Bureau of Statistics (KNBS) & Society for International Development (SID). Exploring Kenya's Inequality: Pulling Apart or Pooling Together? National Report. KNBS & SID, 2013.
- Kenya National Bureau of Statistics (KNBS) & Society for International Development (SID). Exploring Kenya's Inequality: Pulling Apart or Pooling Together? Abridged Report. KNBS & SID, 2013.
- Kenya National Bureau of Statistics (KNBS) & Society for International Development (SID). Exploring Kenya's Inequality: Pulling Apart or Pooling Together? Kakamega County. KNBS & SID, 2013.

Kenya National Bureau of Statistics (KNBS) & Society for International Development (SID). Exploring Kenya's Inequalities: Pulling Apart or Pooling Together? Kiambu County. KNBS & SID, 2013.

Kenya National Bureau of Statistics (KNBS) & Society for International Development (SID). Exploring Kenya's Inequalities: Pulling Apart or Pooling Together? Nairobi County, KNBS & SID, 2013.

Kenya National Bureau of Statistics (KNBS) & Society for International Development (SID). Pulling Apart: Facts and Figures on Inequality in Kenya. SID, 2004.

Kenya National Bureau of Statistics (KNBS). The 2009 Kenya Population & Housing Census. VOLUME IC: Population Distribution by Age, Sex and Administrative Units. KNBS, August, 2010.

Kenya National Bureau of Statistics. County Statistics. KNBS, 2015.

Kenya National Bureau of Statistics (KNBS). Economic Survey, 2014.

Kenya National Bureau of Statistics (KNBS). Economic Survey, 2015.

Kenya National Bureau of Statistics, Ministry Of Planning and National Development, The 2009 Population and Housing Project Proposal. January 2007.

Kenya National Bureau of Statistics (KNBS) and ICF Macro. 2010. Kenya Demographic and Health Survey 2008-09. Calverton, Maryland: KNBS and ICF Macro.

Kenya National Bureau of Statistics (KNBS), MoH, NACC, KMRI, NCPD and ICF Macro. 2010. Kenya Demographic and Health Survey 2014. Key Indicators, 2015. Calverton, Maryland: KNBS and ICF Macro

KNBS, The 1999 Population and Housing Census. Counting our People for Development. Vol.1, Jan. 2001.

KNBS, Ministry of Devolution and Planning, 2009 Population and Housing Census. NipoNatambulika! Counting our People for the Implementation of Vision 2030. Administrative and Methodological Report, 2013.

Kenya Vision 2030, A Globally Competitive and Prosperous Kenya, 2007.

Mathiu, P & Mathiu, E, K. Social Protection for the Elderly as a Development Strategy: A Case Study of Kenya's Old Persons Cash Transfer Programme. Instituto De Estudos Sociais E Económicos (IESE) Conference Paper No.3, 31 August 2012.

Ministry of Devolution and Planning. Kenya Vision 2030 Second Medium Term Plan 2013-2017. Published 2013.

Ministry of Devolution & Planning. Handbook of National Reporting: Indicators for the Second Medium Term Plan 2013-2017, Kenya Vision 2030. Published 2014.

Ministry of Devolution and Planning. End Term Review of the First Medium Term Plan (2008-2012), Vision 2030. November 2014.

Ministry of Devolution and Planning (2013). Millennium Development Goals: Status Report for Kenya, 2013.

Ministry of Devolution and Planning Strategic Plan 2013/14 – 2017/18.

Ministry of Environment, Water and Natural Resources & Tech Training and Research Consultants Nairobi, Kenya. Flood Mitigation Structures along Lower Banks of River Nzoia (Dykes Construction Project): Draft Resettlement Action Plan (Rap). April 2015.

Ministry of Health & Water and Sanitation Programme (WSP). County Sanitation Profiles. WSP, 2014.

Ministry of Land, Housing and Urban Development (MOLHUD) & Kenya National Bureau of Statistics (KNBS). 2012/2013 Kenya National Housing Survey: Basic Report. MOLHUD & KNBS, 2013.

Ministry of Medical Services & Ministry of Public Health and Sanitation. Health Sector Strategic Plan For Health Information System 2009-2014. Published 2010.

Ministry of Medical Services & Ministry of Public Health and Sanitation. Sessional Paper on National Pharmaceutical Policy. June 2010.

Ministry of State for the Development of Northern Kenya and other Arid Lands (MONDKAL) and IntraHealth International. Human Resources for Health (HRH) Assessment in Northern Kenya. An overview of health workforce distribution across 10 counties. Nairobi, Kenya: An overview of health workforce distribution across 10 counties. Nairobi, Kenya: MONDKAL. 2012

Ministry of Labour, Social Security and Services. Strategic Plan 2013-2017

Ministry of Education, Science and Technology. Sessional Paper No. 14 of 2012. A Policy Framework for Education and Training on Reforming Education and Training Sectors in Kenya. 2012.

Ministry of Health. Uasin Gishu County Health Policy Project: Population and Health Fact Sheet MOH, 2012.

Ministry of Health. (2014). Kenya HIV Estimates. National AIDS and STI Control Programme (NACC), 2014.

Mønsted, M. & Walji, P. A Demographic Analysis of East Africa: A Sociological Interpretation. Nordic Africa Institute, 1978.

Mumah, J., Kabiru, C. W., Mukira, C., Brinton, J., Mutua, M., Izugbara, C., Birungi, H & Askew, I. Unintended Pregnancies in Kenya: A Country Profile. APHRC, 2014.

Munga, B & Onsomu E. State of Youth Unemployment in Kenya. The Brookings Institution, 2013.

Muraga, J. M. Influence of Youth Enterprise Development Fund on growth of Youth Group Projects in Kenya: A Case Study of Gatundu North District. Master Thesis, University of Nairobi, 2013.

Muturi, P. M. A Review of Nyeri County-Kenya Strategic Plan 2013 – 2017. International Journal of Economics, Commerce and Management Vol. III, Issue 5. United Kingdom, May 2015.

National AIDS and STI Control Programme (NASCOP). Kenya HIV Estimates: 2014.

National Council for Law Reporting (Kenya Law). Independent Electoral and Boundaries Commission Act: National Assembly Constituencies and County Assembly Wards Order [L.N. 14/2012.]. Kenya Law, 2013.

National Council for Population and Development (NCPD). Sessional Paper No. 3 of 2012 on Population Policy for National Development. NCPD, 2012.

National Council for Population and Development (NCPD). Law Makers Discuss Maternal Health. Kenpop News Vol. 6 Issue No.1 September 2014- February 2015. NCPD, 2015.



National Council for Population and Development (NCPD). Demographic Divided Policy Brief 2014. NCPD, 2014.

National Council for Population and Development (NCPD). Kenya Population, Health and Environment Network 2011. Keeping the Network on the Move. NCPD, 2012.

Nyabuga, G & Booker, N. Mapping Digital Media: Kenya Country Report. Open Society Foundations, 2013.

Nzuma, J & Ochola, S. Kenya Urban Comprehensive Food Security & Vulnerability Analysis (KU-CFSVA) and Nutrition Assessment. WFP, 2010.

Obasi, B. Sampling Paper for the Uwezo Kenya National Assessment. Uwezo-Kenya, November 16, 2010.

Obonyo Jarabi, Report On The Development Of The 2009 Population And Housing Census Instruments, July 2008, Population Studies and Research Institute, University of Nairobi.

Okong'o, E. Kenya: Statistical Profile. The Sloan Center on Aging & Work, Boston College, 2009.

Oisebe, C. N. Population Stabilization: Kenya Case. Bob Gillespie, Gillespie Foundation, 2011.

Omwenga, M. Integrated Transport System for Liveable City Environment: A Case Study of Nairobi Kenya. 47th ISOCARP Congress 2011.

Population Action International (PAI). Population Dynamics, Environment, and Sustainable Development in Siaya County. PAI, 2014.

Population Reference Bureau (PRB). Kenya Population Data Sheet. PRB, 2011.

Potts, D. Urban livelihoods and urbanization trends in Africa: winners and losers? Department of Geography King's College, London. 2013.

Republic of Kenya & UNDP. Kenya: MDG Acceleration Framework and Action Plan: Improving Maternal and Neonatal Health. UNDP, 2014.

Republic of Kenya. Sessional Paper No. 8 of 2012 on National Policy for the Sustainable Development of Northern Kenya and other Arid Lands. Office of the Prime Minister, October 2012.

Republic of Kenya. National Climate Change Action Plan: Mainstreaming Kenya's National Climate Change Action Plan into the Population, Urbanisation and Housing Sector. Climate Care, Energy research Centre of the Netherlands (ECN), International Institute for Sustainable Development (IISN), 2013.

Society for International Development (SID). Equity and Gender Concerns in Managing Devolved Funds in Kenya. SID, 2012.

Studds, Stephanie. iCADE the Data Capture System of the U.S. Census Bureau. Proceedings of Statistics Canada Symposium 2008. Data Collection: Challenges, Achievements and New Directions, 2008.

The World Bank. Kenya: A Better, Bigger Economy. World Bank, 2014.

The World Bank. Decision Time: Spend More or Spend Smart? World Bank, 2014.

The World Bank, Project Appraisal Document on a Proposed Credit in the Amount of SDR 14.1 Million (US\$20.5 Million Equivalent) to the Republic of Kenya for the Development of the National Statistical System Project. Adaptable Project Loan, 2007.

UNDP. Kenya MDGs Acceleration Framework and Action Plan. 2014.

UNDP. Kenya Human Development Report 2014.

UNFPA & FIDA-Kenya. The Prohibition of Female Genital Mutilation Act 2011. Abridged Version.

United Nations Statistics Division & KNBS. Kenya National Seminar on Census Data Analysis. 2012

United Nations Childrens Fund (UNICEF) & Save the Children. The Chronic Urban Emergency in Rift Valley Kenya. UNICEF & Save the Children, Kenya. 2012

UK Border Agency Home Office. Kenya: Country of Origin Information (COI) Report. 22 May 2013.

United States Agency for International Development (USAID). President's Malaria Initiative. Kenya Malaria Operational Plan FY 2013. USAID, 2012.

Wachira & Martin. The state of emergency care in the Republic of Kenya. African Journal of Emergency Medicine (2011) 1, 160–165, 2011.

Wangatia, M. V. Socioeconomic Implications Of Solid Waste Management Practices On Participating Households, Kenya. JKUA Journals, 2014.

Wiesmann, U., Kiteme, B., Mwangi, Z.. Socio-Economic Atlas of Kenya: Depicting the National Population Census by County and Sub-Location., KNBS, Nairobi. CETRAD, Nanyuki. CDE, Bern. 2014

Yin, S & Kent, M. Kenya: The Demographics of a Country in Turmoil. PRB, 2008.

28 TOO MANY. Country Profile: FGM in Kenya. May 2013.

## Annex 2 List of people consulted

<b>UNFPA REGIONAL OFFICE</b>	
Biaye, Mady	Technical Adviser, Population Data & Data for Development Policy
Tiemoko, Richmond	Policy Adviser – Population Dynamics, Evidence, Knowledge and innovation unit
<b>UNFPA COUNTRY OFFICE</b>	
Chartterjee, Sidharth	Country Representative
Gachanja, Florence	Programme Analyst, Gender
Gathiti, Zipporah	M&E Specialist
Karanja, Nancy	Programme Assistant
Kibandi, Sammy	Former Operations Manager
Kimemia, Cecilia	Assistant Representative, Population and Development
Kunyiha, Judith	Assistant Representative, Reproductive Health
Malunga, Gift	Deputy Representative
Mwania, Daniel	Finance Associate
Ngure, Ezekiel	Programme Analyst, Population and Development
Okumu, Geoffrey	Programme Specialist, RH/HIV & AIDS
Owe, Charles	IOM Operations
<b>UN AGENCIES</b>	
International Organization for Migration (IOM)	
Komenda Heather	Country Programme Coordinator - IOM
United Nations Development Programme (UNDP)	
Chokerah Julius	National Economist - UNDP
Kipyego Nicholas	Research Associate, Strategic Policy Advisory Unit - UNDP
Reeves Wilmot A.	Economic Advisor - UNDP
UN HABITAT	
Majale Julius	Data Analyst – UN HABITAT
Ndugwa Robert	Human Settlements Officer – UN HABITAT
UNICEF	
Kiragu Susan	(Former) M&E Officer, UNICEF
Mpuga Paul	Chief of Planning, Monitoring and Evaluation UNICEF
World Health Organization	
Kapruto Hillary	Professional Officer for Statistics, Health Information and M&E
<b>DEVELOPMENT AGENCIES</b>	
Department for International Development (DFID)	
Morris Michael	Statistics Advisor -- DFID
Swedish International Development Cooperation Agency (SIDA)	
Imbugwa Nicholas	Programme Manager -- SIDA
The World Bank	
Ramana Gandham N. V.	Programme Leader, Kenya, Rwanda and Eritrea Country Department – World Bank
<b>SEMI-AUTONOMOUS GOVERNMENT AGENCIES (SAGAS) &amp; COMMISSIONS</b>	
Kenya National Bureau of Statistics (KNBS)	
Abdulkadir Awes	Senior Manager, Population & Social Statistics - KNBS
Buluma Robert	Manager, Population & Social Statistics - KNBS

## Kenya Country Case Study Report

Gaitho Simon	Manager, Consumer Price Index (CPI), Production Directorate -KNBS
Kakinyi Mutua	Senior Manager, ICT-KNBS
Kiio Cleophas	Director, ICT -KNBS
Kilele Antony	Former Director General -KNBS
Munguti James	Senior Officer, Population & Social Statistics -KNBS
Musyoka Michael	Asst. Manager, Population & Social Statistics - KNBS
Mwangi Zachary	Director General, Kenya National Bureau of Statistics - KNBS
Mwendwa Francho	Senior Officer, Population & Social Statistics -KNBS
Mwaniki Patrick	Social Statistics -KNBS
Nderitu Robert	Senior Manager, Labour Statistics Division, Production Directorate - KNBS
Nyankang'o Margaret	Director Finance -- KNBS
Odhiambo Emma A.	Acting Senior Manager, Field Administration -KNBS
Ogola Samuel	Senior Manager, Population & Social Statistics -KNBS
Obudho MacDonald George	Director, Population & Social Statistics - KNBS
Omondi Collins	Acting Director, Macro Economics Statistics - KNBS
Otieno Fred (UNFPA, Myanmar)	Former Manager, Population & Social Statistics _ KNBS
Otieno John A.	Assistant Officer, Population & Social Statistics - KNBS
Torome Saitoti	Director, Strategy & Development, KNBS
Wambua Stanley	Assistant Manager, Population and Social Statistics - KNBS
<b>National Council for Population and Development (NCPD)</b>	
King'oo Samuel	Chief ICT Officer - NCPD
Kung'u Wambui	Nairobi County Population Coordinator at NCPD
Mbae Josphine Kibaru	Director General- NCPD
Ndung'u Fidelis	Assistant Director, Population-Partner Coordination, Department of Population Communication, M&E - NCPD
Ngatia Karugu	Former Deputy Director Programmes - NCPD
<b>Civil Registration Services (CRS)</b>	
Kilobi Judy	Assistant Director, Statistics Section, CRS.
Mugo Joyce W.	Director, Civil Registration Services (CRS).
<b>National Commission for UNESCO</b>	
Njoka Evangeline	Secretary General/CEO – National Commission for UNESCO
<b>National AIDS Control Council (NACC)</b>	
Eunice Ondongi	Monitoring & Evaluation – NACC
<b>Commission for the Implementation of the Constitution (CIC)</b>	
Ali Ibrahim M.	Commissioner - CIC
Muli Elizabeth	Commissioner - CIC
<b>GOVERNMENT MINISTRIES</b>	
<b>Ministry of Planning, Devolution and Vision 2030</b>	
Machuka Samson	Director, Monitoring and Evaluation Directorate (MED)
MackObongo Hezbourne	Deputy Chief Economist, MED
Mwanzia James	Chief Economist, Ministry of Devolution & Planning
Nyongesa Wekesa	Principal Economist, MED
Ratemo Aloyce	Economist, MED
Welime Mabuto	Economist, MED

## Kenya Country Case Study Report

<b>Ministry of Education</b>	
Kiminza Onesmus	Director of Education, Policy & Partnerships
Ogutu Darius Mogaka	Senior Deputy Director of Education, Policy & Partnerships
<b>Ministry of Labour and Social Development</b>	
Cecilia Mbaka	Deputy Director for Social Development
<b>Ministry of Agriculture, Livestock and Fisheries</b>	
Kibor Benjamin T.	Principal Livestock Planning Officer (PLPO)
Kyalo Agnes	Senior Assistant Director/ Coordinator, Kenya Census of Agriculture Programme
Mahongah Wala	Fisheries Officer
Mwaniki Alex	Senior Statistician
Onyango Anne	Director of Agriculture, Policy & External Relations
<b>Ministry of Housing</b>	
Ogutu Thomas	Assistant Director, Housing
<b>Ministry of Health</b>	
Muselu Martha	Deputy Head, Division of Health Informatics, Monitoring and Evaluation – MOH Headquarters
<b>Gender Directorate, Ministry of Planning, Devolution and Vision 2030</b>	
Kilonzo Paul	Gender Officer – Gender Directorate
<b>COUNTY OFFICES</b>	
<b>Nakuru County Government Offices &amp; Local NGOs</b>	
Agere Ego	Acting County Director, Public Health, Ministry of Health (MOH) – Nakuru County
Kabiro Peter	Acting County Director of Youth, Ministry of Devolution & Planning, Nakuru County
Kiptun Luke	County Health Records & Information Officer, MOH – Nakuru County
Kiuna Rachel	Deputy Coordinator, CASCO/ART/HTC, MOH – Nakuru County
Mwangi Benson	Assistant Officer I, KNBS Nakuru County
Ocharo, Methuselah M.	Centre Manager, Family Health Options of Kenya (FHOK), Nakuru County
Okoo Daniel	Assistant Officer I, KNBS Nakuru County
Siahi Shem	Director, Economic Planning – Nakuru County
Warinda Alex	Assistant Officer I, KNBS Nakuru County
<b>Nairobi County Government Offices</b>	
Barreh John Koyier	Director, Urban Planning – Nairobi County
Rono Marion	Director, Housing & Community Development – Nairobi County
<b>ACADEMIA &amp; CIVIL SOCIETY</b>	
<b>University of Nairobi, Population Studies and Research Institute (PSRI)</b>	
Agwanda Alfred T.	Associate Research Professor, PSRI
Khasakhala Anne	Senior Lecturer, PSRI
Kimani Murungaru	Director & Associate Professor, Population Studies and Research Institute (PSRI)
Obonyo Ben	Lecturer, PSRI
Oucho John	Expert on Migration, PSRI
<b>Jomo Kenyatta University of Agriculture and Technology (JKUAT)</b>	
Mwaura Florence Ondieki	Director, Nairobi Central Business District (CBD) Campus.
<b>Population Services (PS Kenya)</b>	

## Kenya Country Case Study Report

Mbondo Mwende	Director, Research and Metrics – PS Kenya
Population Council	
Obare Francis	Associate, Reproductive Health (RH) Programme – Pop Council
ICF International/Measure Evaluation	
Kunyanga Edward	Country Director – ICF International
Society for International Development (SID)	
Ochieng Mary Muyonga	Programme Manager, Kenya Inequality Project - SID
Njogu Morris Maina	Programme Assistant, Kenya Inequalities Project - SID
Forum for African Women Educationists Kenya (FAWE - Kenya)	
Mulamula Antonia	Chairperson –FAWE -Kenya
Mweseli Monica N.	Treasurer – FAWE-Kenya
Kenya Women Parliamentary Association (KEWOPA)	
Leley Eric	Finance Officer - KEWOPA
Imunde Edith	Programme Manager -KEWOPA
African Institute for Development Policy (AFIDEP)	
Onyango Bernard	Knowledge Translation Scientist -AFIDEP
Zulu Eliya Msiyaphazi	Executive Director- AFIDEP
APEX PORTER NOVELLI	
Gikaru Lawrence	Managing Director -APEX
African Population and Health Research Centre (APHRC)	
Kyobutungi Catherine	Director, Research -APHRC
Kenya Media Network on Population and Development (KEMEP)	
Njoki Karuoya	Former National Organizing Secretary – KEMEP
Federation of Women Lawyers in Kenya (FIDA-Kenya)	
Omondi Theresa	Deputy Executive Director – FIDA-Kenya
Maranga Alice	Programme Officer, FIDA-Kenya
Media	
Irungu Geoffrey	Economic Analyst, <i>Business Daily</i> , a Nation Media Group (NMG) publication
Samuel Siringi	Former Senior Editor, <i>Daily Nation</i> , also a Nation Media Group publication



## Annex 3 Atlas portfolio of interventions in Kenya

Project	Year	Project Title	Description of Activity	Source of Funding	Core vs. Non-Core	Implementing Agency	Budget (USD)	Expenditure (USD)
KEN6P101	2005	Data Collection and Database D	Census Admin. Reports Editor	PROGRAMMES4	Core	Government 2	\$0.00	\$0.00
			Dialogue meetings on data use				\$10,000.00	\$0.00
			Purchase expendable equipment				\$25,000.00	\$6,085.19
			Travel Costs				\$0.00	\$6,964.13
			IMIS dev. + joint activities				\$0.00	\$25,777.72
			IMIS utilisation workshop				\$15,000.00	\$0.00
			Package database information				\$25,000.00	\$43,359.58
			Operation and maintenance				\$10,000.00	\$9,007.02
			Training in IEC/Advocacy				\$0.00	\$2,020.07
			Travel costs				\$9,913.17	\$0.00
			Baseline Survey for M&E			\$14,000.00	\$7,661.90	
			Training in IMIS Intranet Dev.			\$25,000.00	\$17,920.80	
			Data processing equipment			\$51,560.00	\$61,035.65	
			Purchase expendable equipment			\$0.00	\$56,397.91	
			Travel Costs			\$0.00	\$4,054.00	
			IMIS dev. + joint activities			\$58,915.75	\$467.14	
			Printing Census Reports			\$0.00	\$1,698.79	
			Short-term training - sampling			\$20,000.00	\$18,541.39	
			Capacity Building - CBS Staff			\$0.00	\$0.00	
	Travel costs	\$0.00	\$1,008.00					
	Planners/Implementers W/shop	\$0.00	\$5,613.07					
2006	Data Collection and Database D	Audio Visual&Print Prod Costs	PROGRAMMES4	Core	Government 2	\$60,000.00	\$0.00	
		Purchase expendable equipment				\$0.00	\$37,079.76	

		Travel Costs				\$0.00	\$0.00
		Package database information				\$0.00	\$8,670.51
		Miscellaneous Expenses				\$10,000.00	\$0.00
		Operation and maintenance				\$28,984.14	\$19,589.60
		Printing Census Reports				\$0.00	\$71,022.73
		Rental & Maint of Other Equip				\$20,000.00	\$1,796.86
		Travel costs				\$62,150.00	\$65,668.64
		Planners/Implementers W/shop				\$0.00	\$0.00
		Audio Visual&Print Prod Costs				\$0.00	\$0.00
		Baseline Survey for M&E				\$0.00	\$0.00
		Training in IMIS Intranet Dev.				\$0.00	\$0.00
		Census Admin. Reports Editor				\$0.00	\$9,670.27
		Data processing equipment				\$0.00	\$46,646.72
		Equipment and Furniture				\$0.00	\$0.00
		Purchase expendable equipment				\$0.00	\$1,120.02
		Travel Costs				\$0.00	\$0.00
		IMIS dev. + joint activities				\$0.00	\$11,558.45
		Information Technology Equipmt				\$0.00	\$0.00
		Local Consultants				\$79,000.00	\$19,625.22
		Miscellaneous Expenses				\$383.85	\$366.02
		Operation and maintenance				\$2,684.32	\$0.00
		Short-term training - sampling				\$0.00	\$0.00
		Supplies				\$30,000.00	\$37,235.15
		Travel costs				\$0.00	\$341.82
		Census Admin. Reports Editor				\$0.00	\$38,876.62
		Supplies				\$0.00	\$29,167.87
		Capacity Building - CBS Staff				\$15,000.00	\$25,350.00

	2007	Training in IEC/Advocacy				\$0.00	\$12,617.75
		Audio Visual&Print Prod Costs				\$60,000.00	\$0.00
		Travel Costs				\$0.00	\$95,933.33
		Operation & Maintenance				\$0.00	\$31,042.86
		IMIS dev. + joint activities				\$160,000.00	\$0.00
		Local Consultants				\$23,944.00	\$0.00
		Miscellaneous Expenses				\$8,508.31	\$0.00
		Operation and maintenance				\$0.00	\$20,454.55
		Printing Census Reports				\$0.00	\$7,947.62
		Supplies				\$50,000.00	\$54,484.85
		Travel costs				\$30,000.00	\$58,041.27
		Information Technology Equipmt				\$20,000.00	\$0.00
		Local Consultants				\$2,215.52	\$35,425.54
		Miscellaneous Expenses				\$0.00	\$2,798.94
	2008	Capacity Building - CBS Staff				\$30,000.00	\$1,039.72
		Travel costs				\$0.00	\$8,955.72
		IMIS utilisation workshop				\$0.00	\$356.79
		Population & Housing Census				\$33,090.53	\$158,919.47
		Social Demographic Surveys				\$175,640.00	\$0.00
		IMIS				\$16,370.00	\$0.00
		Population & Housing Census				\$436,080.53	\$357,175.06
		Social Demographic Surveys				\$83,000.00	\$88,680.15
		Monitoring of Programme Implem				\$0.00	\$4,257.87
		Equipment and Furniture				\$0.00	\$26,687.44
		Information Technology Equipmt				\$0.00	\$5,914.95
		Local Consultants				\$0.00	\$24,604.23
Supplies				\$0.00	\$6,106.09		
				\$0.00	\$0.00		

Kenya Country Case Study Report

			Travel Costs			Government 2	\$0.00	\$5,830.90	
KEN7P101	2009	DATA COLLECTION AND DATA BASE		PROGRAMMES4	Core	Government 2	\$0.00	\$3,700.77	
						Government 2	\$667,359.00	\$247,283.72	
						UN POPULATION FUND	\$508,642.03	\$503,174.05	
				Sweden	Non-core	Government 2	\$1,279,774.96	\$1,188,199.44	
				Sweden		Government 2	\$0.00	\$242.88	
KEN7P32A	2010	Data Collection and Database M		Sweden	Non-core	Government 2	\$0.00	\$1,570.43	
			Post Enumeration Survey	PROGRAMMES4	Core		\$403,783.00	\$62,745.72	
			Census Documentation & Publica				\$16,648.19	\$416,044.48	
			Assessment of Vital Registrati				\$74,000.00	\$0.00	
							\$0.00	\$15,640.98	
			Census Documentation & Publica				UN POPULATION FUND	\$51,168.20	\$51,168.20
			Census Documentation & Publica	Sweden	Non-core		Government 2	\$539,237.00	\$540,807.30
			ICFORUNFPA				Government 2	\$0.00	\$37,746.58
			Post Enumeration Survey				UN POPULATION FUND	\$0.00	\$23,781.32
	Census Documentation & Publica		UN POPULATION FUND	\$384,255.50	\$160,815.66				
	ICFORUNFPA		UN POPULATION FUND	\$0.00	\$12,921.79				
	2011			Small contributions	KENYA NAT BUREAU OF STATISTICS	\$0.00	\$14,258.31		
				Sweden		\$0.00	\$13,574.48		
				\$0.00		\$6,853.29			
			Census Documentation & Publica	PROGRAMMES4	Core	\$170,000.00	\$170,794.34		
			Census Documentation & Publica	Small contributions	Non-core	UN POPULATION FUND	\$0.00	\$111,471.10	
			Census Documentation & Publica			KENYA NAT BUREAU OF STATISTICS	\$99,958.00	\$114,216.31	
			ICFORUNFPA			KENYA NAT BUREAU OF STATISTICS	\$0.00	\$7,995.14	
Census Documentation & Publica		UN POPULATION FUND	\$202.50			\$202.50			
ICFORUNFPA		UN POPULATION FUND	\$0.00			\$14.18			
Census Documentation & Publica	Sweden		\$95,164.23	\$108,738.47					

Kenya Country Case Study Report

			ICFORUNFPA			KENYA NAT BUREAU OF STATISTICS	\$0.00	\$7,611.69		
			Census Documentation & Publica			UN POPULATION FUND	\$145,158.00	\$12,517.85		
			ICFORUNFPA				\$0.00	\$876.25		
KEN7U718	2012	Improved Data & Analysis/popul	Collection, analy & of KPHC	PROGRAMMES4	Core	KENYA NAT BUREAU OF STATISTICS	\$46,884.00	\$0.00		
			Social-cultural pop research				\$147,651.00	\$0.00		
			Databases for M &E of policies				\$102,254.60	\$0.00		
			Databases for M &E of policies				\$0.00	\$78,772.99		
							\$0.00	\$4,469.87		
			Collection, analy & of KPHC			\$6,287.00	\$0.00			
			Collection, analy & of KPHC			\$0.00	\$20,755.05			
			Social demographic studies			\$118,409.00	\$0.00			
			Social demographic studies			\$0.00	\$93,989.78			
			Social-cultural pop research			\$3,501.00	\$0.00			
	Social-cultural pop research		\$0.00	\$3,158.79						
	Databases for M &E of policies		\$157,479.14	\$0.00						
	Databases for M &E of policies		\$0.00	\$57,361.83						
	ICFORUNFPA		\$124,153.00	\$0.00						
			\$0.00	\$1,139.21						
	2013				Collection, analy & of KPHC	PROGRAMMES4	Core	KENYA NAT BUREAU OF STATISTICS	\$0.00	\$100,845.68
					Social demographic studies				\$89,410.00	\$0.00
					Databases for M &E of policies				\$18,445.00	\$0.00
					Collection, analy & of KPHC			\$0.00	\$7,878.10	
					Social demographic studies			\$51,641.00	\$0.00	
Social demographic studies		\$0.00			\$42,859.63					
Social-cultural pop research		\$3,651.00			\$0.00					
Social-cultural pop research		\$0.00			\$30,059.27					
Databases for M &E of policies		\$47,653.00			\$0.00					

			Databases for M &E of policies				\$0.00	\$22,505.04
	2014			Country Programme & GRI	Core		\$6,765.60	\$14,384.55
						\$7,000.00	\$5,556.54	
						\$0.00	\$205.18	
						\$7,491.78	\$239.44	
						KENYA NAT BUREAU OF STATISTICS	\$121.12	\$103,285.67
						UN POPULATION FUND	\$0.00	\$871.67
						KENYA NAT BUREAU OF STATISTICS	\$103,770.98	\$606.43
<b>Total</b>								

## Annex 4 Kenya stakeholder map

Type Name of Stakeholder	Characteristics	Interests	Role	Expectations
<b>UN Agencies</b>				
UNFPA	Main Programme Agency	Support countries in their effort to conduct population and housing censuses according to international recommendations.  Support countries in using census results to draw evidence-based policies for effective national development planning, including sexual reproductive health and gender equality	Define strategy Organise implementation	In all countries, census results are timely and reliable.  Census results are used to draw policies for effective national development planning, including sexual reproductive health and gender equality.
UNFPA Regional Office(ESARO) -- Johannesburg	UNFPA Regional Office	Successful implementation of Census	Providing Technical Assistance	Continued support to UNFPA Country offices in their quest to produce timely and reliable census data.
UNHCR	UN agency dealing with data on refugees population	Data on migration	Data user	Census results necessary for estimating the number of refugees in camps, estimated from population of areas where the camps are found.
WFP		Disaggregated data	Data user	Census data helps estimate populations of people requiring food aid in regions affected by drought, or other vulnerable populations.



Type Name of Stakeholder	Characteristics	Interests	Role	Expectations
UNHABITAT	promotes socially and environmentally sustainable towns and cities	Census data sets	Data User	Timely Census data to ascertain size and growth of urban populations
UN Women	UN agency dealing with gender issues, accelerating the goal on gender equality and the empowerment of women	Disaggregated data	Data User	Access to accurate gender disaggregated data
<b>Multi-Lateral Cooperation/Donors</b>				
The World Bank	Funding organization	Disaggregated population structure and property ownership	Funding and data user	Continued support for Kenya in strengthening data collection. Stronger partnerships with strong agencies (world vision, Red Cross, Save the Children) in difficult areas for the purpose of effective monitoring of census in 2019.
USAID	Development partner	Successful completion of census and Population structure	Provided technical and financial assistance, Procurement of equipments	Timely delivery of census outputs
SIDA	Development partner	Successful completion of census enumeration, analysis and dissemination	Provided technical and financial assistance. Funded	Need for due diligence on use of funds earmarked for census to ensure timely census

Type Name of Stakeholder	Characteristics	Interests	Role	Expectations
			production of 13 monographs from census	outputs. Early mobilisation of resources for census project by UNFPA
DFID	Development partner	Successful completion of census enumeration, analysis and dissemination	Provided technical and financial assistance. Procurement of equipments	Timely production of census data
<b>International /Regional NGOs/Research Organisations</b>				
African Population and Health Research Centre (APHRC)	Research Institution	To promote the well-being of Africans through policy-relevant research on population, health and education.	Data user	Availability of reliable data for research
African Institute for Development Policy (AFIDEP)	Research and Policy Analysis	Utilization of research evidence for policy formulation and resource allocation	Data user	Availability of reliable data for evidence-based policy formulation
Population Services International (PSI)	Research organization	People in the developing world should lead healthier lives and plan families they desire	Data user	Availability of reliable data for programming and marketing of products
Society for International Development (SID)	Research Organisation	Concerned with development, which is participative, pluralistic and sustainable	Data User	Greater involvement in the census process, and easier access to census data for research. More resources required for dissemination. Strategic relationships with Counties for a more successful 2019 census.

Type Name of Stakeholder	Characteristics	Interests	Role	Expectations
Population Council	Research and programme development on population & health issues	Conducting research and delivering solutions to improve lives around the world	Data User	Disaggregated data. Timely release of census analysis results
<b>Government Ministries &amp; Semi-Autonomous Government Agencies</b>				
Kenya National Bureau of Statistics (KNBS)	Government institution in-charge of national statistics	Successful implementation of census, complete and good quality statistics in other sectors	Main implementer of census project	Utilization of census data for policy, planning and research
National Council for Population and Development (NCPD)	Coordinates Population programmes in Kenya	To provide leadership in the development, coordination, and implementation of population and related policies and programmes for improved quality of life.	Provided technical assistance in census undertaking. Data user	Quality statistics. Timely execution of census activities as per workplan
Kenya National Commission for UNESCO (KNATCOM)	Government Institution that promotes and coordinates UNESCO's activities in Kenya and support UNESCO's agenda at the	Implementing UNESCO's programme activities at the national level in areas of : Education, Natural Sciences, Social and Human Sciences, Culture, and Communication and Information.	Users of census statistics, mainly in relation to the Education sector	Quality Statistics Accessibility of data for compilation of Education indicators. Greater involvement in the census process, from preparation to analysis and dissemination of results.

Type Name of Stakeholder	Characteristics	Interests	Role	Expectations
	international levels			
National AIDS Control Council (NACC)	provides Policy and a Strategic framework for mobilizing and coordinating resources for prevention of HIV transmission	Include but not limited to coordination of the country's response to HIV at both national and county level. Requires timely statistics on population dynamics	Data User	Quality Statistics Access to accurate disaggregated data
Ministry of Devolution and Planning	Ministry in charge of planning, monitoring and of national development strategy (vision 2030)	Intergovernmental relations and capacity building at the Counties Devolution), national development planning and economic policy management, developing and maintaining effective government through budget prioritization and policy direction	Census activities implementation Data user	Successful implementation of the census project, including dissemination of quality data.
Gender Directorate	Department in MOD&P dealing with main-streaming	Gender Mainstreaming , women's economic empowerment and development in Kenya	Data user	Sex-disaggregated data. Data from census essential to fast-track changes in gender composition of the

Type Name of Stakeholder	Characteristics	Interests	Role	Expectations
	gender issues in programming			population. Gender Analysis monograph essential.
Monitoring and Evaluation Directorate ((MED), Ministry of Devolution and Planning	Department in MOD&P in-charge of Monitoring and Evaluation of national development, strategies, including Vision 2030.	Quality statistics to track and provide feedback on the implementation of all government policies, programmes and projects in the country.	Data user	Quality statistics Requires accurate census data for formulation of indicators to fast-track progress of Vision 2030 and other government policies and programmes
Directorate of Youth Affairs	Department in MOD&P dealing with main streaming youth issues in programming	Quality statistics for planning. Requires age- and sex-disaggregated data .	Data user	Quality statistics Accurate data by age groups for planning purposes
Civil Registration Department Ministry of Interior and coordination of National Government	Government Agency responsible for registration of births and deaths that occur in kenya and those of Kenyan citizens abroad	Quality Statistics for achieving comprehensive registration of births and deaths for the country with the vision of becoming a comprehensive and reliable source of civil registration records and vital statistics.	Data user	Reliable census data to complement data collected through national vital registration systems. Analysis of the data on number of births and deaths collected through the census questionnaire.

Type Name of Stakeholder	Characteristics	Interests	Role	Expectations
Ministry of Health	Ministry in charge of Health policy, health regulation, national referral Health facilities, Capacity building and Technical assistance to Counties	Quality statistics for planning and implementation of programmes and activities that will enable the government to build a progressive, responsive and sustainable health care system for accelerated attainment of the highest standard of health to all Kenyans	Data user	Reliable statistics. Expects more in-depth analysis of census data, especially on small marginalised groups, and a re-focus of UNFPA support to more utilization of community units for better delivery of health programmes.
Housing Directorate Ministry of Land, Housing & Urban Development	Department in charge of facilitating and coordinating the housing sector in Kenya.	Requires quality statistics for policy and planning aimed at facilitating Kenyans to access quality housing in sustainable human settlements.	Provided technical assistance in analysis of 2009 census data Data user	Reliable statistics that can be utilised to implement housing policies and programmes
Ministry of Agriculture Livestock and Fisheries	In charge of conservation, protection and management of agricultural, livestock and fisheries resources for	Quality statistics for formulation, implementation and monitoring of agricultural legislations, regulations and policies related to agricultural, livestock and fisheries resources in the country.	Provided technical assistance in the 2009 census Data user	Reliable Statistics. In-depth Analysis of statistics on agriculture and livestock collected through the 2009 census questionnaire

Type Name of Stakeholder	Characteristics	Interests	Role	Expectations
	socio-economic development.			
Independent Electoral and Boundaries Commission (IEBC)	Responsible for conducting or supervising referenda and elections to any elective body or office established by the Constitution, and any other elections as well as setting out boundaries of electoral units	Quality disaggregated data for all parts of the country to be able to conduct free and fair elections and to institutionalize a sustainable electoral process	Data user	Availability of accurate data on population dynamics for all parts of the country to eliminate the likelihood of political disputes
Ministry of Education, Science and Technology	Responsible for national policies and programmes that help Kenyans access quality and affordable, education. Also deals with post-school, higher education and academic research.	Quality disaggregated data for policy formulation and planning programmes that will contribute to the efforts for providing, promoting and coordinating lifelong education, training and research for Kenya's sustainable development.	Data user	Timely release of census data for computation and tracking of trends in education indicators such as Gross enrolment rates (GER), enrolment rates, etc.



Type Name of Stakeholder	Characteristics	Interests	Role	Expectations
Nairobi City County government	Responsible for provision of services to Nairobi County residents.	Quality disaggregated data for planning and policy formulation.	Data user	Release of analytical reports crucial, especially Housing Monograph. There is need to include analysis of internal migration between censuses which helps in planning purposes at county level. More capacity for analysis of data at county level urgently required.
Nakuru County government	Responsible in provision of services to Nakuru County residents.	Successful implementation of census activities Quality disaggregated data	Data user Coordination of census fieldwork	Easier accessibility to quality data for policy and planning in the devolved system of government
Commission for the Implementation of the Constitution (CIC) of Kenya	Monitoring, facilitating and overseeing the development of legislation and administrative procedures required to implement the Constitution	Successful implementation of the 2010 Constitution of Kenya. Monitoring system of Devolution and ensure public participation. Works with Commission on Revenue Allocation (CRA).	Data User	2019 Census : Think wider in terms of National Census Steering Committee. 2019 census may be very sensitive, influenced by politics. Need for close monitoring. Engage widely long before the census (3 years)
<b>Academia/Research Institutes (government or Independent)</b>				

Type Name of Stakeholder	Characteristics	Interests	Role	Expectations
Population Studies and Research Institute (PSRI) University of Nairobi	Training and Research Institution	Disaggregated data for Postgraduate training of population scientists, research in population and reproductive health, providing technical back-stopping to the Government of Kenya on population and development problems.	Data User Provided technical assistance in analysis of census	More support to be able to analyse census data. Strengthening of UNFPA mandate in KNBS to offer more input in data analysis and technical support in data management, as well as lobbying of the private sector to utilise census data  Successful analysis and production of census reports
Jomo Kenyatta University of Agriculture and Technology (JKUAT)	Training, Research and Innovation for development.	Disaggregated data for quality training, research and innovation to produce leaders in the fields of Agriculture, Engineering, Technology, Enterprise Development, Built Environment, Health Sciences, Social Sciences and other Applied Sciences to suit the needs of a dynamic world. Data also for analysis of development issues: e.g agriculture, environment.	Data User	Reliable and accurate statistics. Better access to census and survey data from KNBS  Involvement in the census processes in future.
<b>NGOs/ Civil Society/ Associations including MEDIA</b>				
Apex Porter Novelli	A Public Relations and Strategic	Transform the opinions, beliefs and behaviours of clients, in this respect, that of the Kenya	Implemented Communication Strategy for the 2009 Census	Kenyan population is adequately reached by messages related to the census and census results.

Type Name of Stakeholder	Characteristics	Interests	Role	Expectations
	Communication Agency	population regarding the importance of the census		
KEMEP	An association of professional journalists working in different media houses in Kenya	Information and statistics to raise the stature of population and development journalism in the media, and the public as a whole, with a view to effecting positive change on matters of population and development.	Creation of public Awareness on the census process and results Data User	Increased involvement in census processes by members
Family Health Options-Kenya (FHOK)	provides quality comprehensive and integrated SRH information and services, with focus on youth and marginalised	Data for Community based programming and capacity building	Data User	Access to population classified by age-groups. More support for Analysis of census data at County level
Kenya Women Parliamentary Association (KEWOPA)	Association of all the women members of parliament across all political parties, both elected and nominated in Senate and National Assembly	Ensuring that women and men are equitably represented in parliament and decision making in public and private spheres to promote sustainable development. Population policies based on Population dynamics	Data User	Use of census data as a basis for creating awareness on equitable representation.

Type Name of Stakeholder	Characteristics	Interests	Role	Expectations
Parliamentarian Network on Population and Development (KPNPD)	Champion support in parliament for population and reproductive health programmes	Advocating for population policies and national budgeting based on Population dynamics	Data User	Use of census data as a basis for creating awareness on population matters.
Population Association of Kenya (PAK)	Professional group of demographers and other social scientists in Kenya	Exchange of ideas on population through research, training, workshops, seminars, conferences and publication  Population policies and Planning based on Population dynamics	Data Users	Increase involvement of members in the 2019 census process.  Greater support in PAK activities
Forum for African Women Educationalists - Kenya (FAWE- Kenya)	Empowerment of girls and women through gender-responsive education	Gender-disaggregated data for fast-tracking the achievement of equality and equity in education in Kenya and across the continent	Data User	Involvement in user consultations . Next census be more participatory. More outreach beforehand, and greater dissemination at grassroots level.
Federation of Women Lawyers of Kenya (FIDA-Kenya)	Committed to the creation of a society that is free from all forms of discrimination against women.	Human Rights approach to programming, Gender mainstreaming – all require reliable data	Data User  Has direct links to UNFPA on other programmes related to gender equality outlined in the 8CP: GBV, harmful cultural practises	Greater awareness creation for 2019 census, improved data accessibility, and dissemination modes should change so that everyone gets information

Type Name of Stakeholder	Characteristics	Interests	Role	Expectations
<i>Daily Nation</i> (Nation Media Group publication)	Information sharing, writing of media articles	Analysis of a issues surrounding the census process	Played a role in continuous sharing of information on the census and highlighting of census results	Greater Media involvement on role of census, census process and dissemination.
<i>Business Daily</i> (also a Nation Media Group Publication)	Economic Analysis	Synthesis of census results and dissemination of results	Data User and Dissemination of information	Need for better access to census data, free from bureaucratic red-tape, also need for more interaction with 2019 census preparation, as well as training on reporting and linking with wider economy.

## Annex 5 Evaluation Matrix

EQ1. To what extent was UNFPA support aligned with partner government priorities and to national, regional and global needs on availability of data on the one hand, and UNFPA policies and strategies on the other?			Relevance
Assumptions to be assessed	Indicators	Sources of information	Methods and tools for data collection
A1.1 UNFPA support is aligned with <b>partner government priorities</b> on availability of statistical data	<p>IND 1.1.1 Evidence that UNFPA conducted (or not) an accurate identification of needs (needs assessment) concerning data on population dynamics, age and gender structure and human rights and equality issues.</p> <p>IND 1.1.2 Evidence that UNFPA support corresponds to/matches (or not) the needs for availability of data as perceived by government officials (central and local government level)</p> <p>IND 1.1.3 Evidence that UNFPA support corresponds/matches the needs for availability of data as set forth in national strategic planning documents such as the National Strategy for the Development of Statistics (NSDS).</p>	<ul style="list-style-type: none"> <li>National strategic planning documents (National development plans, Line Ministries' plans)</li> <li>National Strategies for the Development of Statistics</li> <li>Sector statistics plans at national level (for agriculture, education, health, etc.)</li> <li>Census law and Census project document</li> <li>Other relevant reports such as the Human Development Report, MDGs Progress Reports</li> <li>UNFPA strategic and policy frameworks</li> <li>UNFPA Country programme documents (CPD)</li> <li>UNFPA Country Programme Action Plans (CPAP)</li> <li>Annual Work Plans (AWP)</li> <li>Staff of National Statistical Offices</li> <li>Staff of line ministries</li> <li>Staff at Presidential Offices</li> <li>Local government staff</li> <li>UNFPA national, regional and central level staff</li> </ul>	<ul style="list-style-type: none"> <li>Study of documentation</li> <li>Semi-structured interviews</li> <li>Group discussions</li> <li>Focus groups</li> <li>Online surveys</li> </ul>
A1.2 UNFPA support is aligned with <b>national, regional and global needs</b> on availability of statistical data (besides and beyond government needs)	<p>IND 1.2.1 Evidence that UNFPA support corresponds to the needs on availability of data as perceived by non-government actors (e.g. NGOs, academia, private sector).</p> <p>IND 1.2.2 Evidence that UNFPA support corresponds to the needs on availability of statistical data as stated in non-government related documents.</p> <p>IND 1.2.3 Evidence that UNFPA support corresponds to the needs on availability of statistical data at regional and global level.</p>	<ul style="list-style-type: none"> <li>UNFPA strategic and policy frameworks</li> <li>UNFPA Country programme documents (CPD)</li> <li>UNFPA Country Programme Action Plans (CPAP)</li> <li>Census project document</li> <li>Social networks, blogs, forums (Internet)</li> <li>UN Agencies (at national, regional and global level)</li> <li>UNFPA country, regional and headquarter offices</li> <li>Regional associations</li> <li>Civil society organizations</li> <li>Private sector</li> <li>Local communities</li> <li>Media (national and local)</li> <li>Donors (at national, regional and global level)</li> <li>Academia and research institutions</li> </ul>	<ul style="list-style-type: none"> <li>Documentation</li> <li>Semi-structured interviews</li> <li>Group discussions</li> <li>Focus groups</li> <li>Cybermetric data collection</li> <li>Country case studies</li> </ul>
A1.3 UNFPA support is aligned with <b>UNFPA policies</b> and strategies	IND 1.3.1 Share of programme countries analysed where UNFPA support is in keeping with the programmematic stipulations and principles set forth in UNFPA policies and strategies (UNFPA Strategic Plans for the period, CPD and CPAP).	<ul style="list-style-type: none"> <li>UNFPA Country programme documents (CPD)</li> <li>UNFPA Country Programme Action Plans (CPAP)</li> <li>UNFPA national, regional and central level staff</li> </ul>	<ul style="list-style-type: none"> <li>Documentation</li> <li>Semi-structured interviews; Group discussions</li> </ul>

EQ2. To what extent has UNFPA support enhanced the capacity of National Statistical Offices (NSO) to enable the production and availability of quality census data? To what extent is this enhanced capacity sustainable?			Effectiveness & Sustainability
Assumptions to be assessed	Indicators	Sources of information	Methods and tools for data collection
<p>A2.1 The UNFPA support effectively contributed to generate an <b>enabling environment</b> for the conduction of the census operation.</p> <p><i>(Note: enabling environment for the census refers to the determining factors that enable a census to be implemented smoothly and in a way that it is credible and produces good quality data e.g. to help positioning the census in the political agenda, to mobilize resources to fund the census operation, to put in place rules and regulations according to international standards, etc.)</i></p>	<p>IND 2.1.1 Evidence that the support provided by UNFPA to contribute to generating an enabling environment for the census was appropriate and of good quality.</p> <p>IND 2.1.2 Evidence of cases in which UNFPA support to an enabling environment for the conduction of the census was successful (or unsuccessful) differentiating between cases where UNFPA advice and guidance was followed (or not followed) resulting (or not) in contributions to the enabling environment (including an assessment of the consequences and the possible reasons why).</p> <p><i>(Note: successful contributions to the enabling environment are associated to having had a positive influence in making the census process more open, transparent and /or in having increased awareness or having convinced key stakeholders at political level)</i></p>	<ul style="list-style-type: none"> <li>International standards for censuses (UNSD)</li> <li>Media sources (newspapers,</li> <li>Staff of National Statistical Offices</li> <li>Staff of line ministries</li> <li>Staff at Presidential Offices</li> <li>Local government staff</li> <li>Civil society organizations</li> <li>Local communities</li> <li>UNFPA national, regional and central level staff</li> <li>National planning agencies</li> <li>Donors and international organizations working with the NSO or using their data and services</li> </ul>	<ul style="list-style-type: none"> <li>Study of documentation (specially media records)</li> <li>Semi-structured interviews</li> <li>Group discussions</li> <li>Focus groups</li> <li>Online surveys</li> </ul>
<p>A2.2 The UNFPA <b>effectively supported the capacity</b> of the NSO for the production and availability of quality census data in the 2010 census round.</p>	<p>IND 2.2.1 Evidence that UNFPA supported the alignment of the census methodology with international standards on census taking, including in terms of topics to cover.</p> <p>IND 2.2.2 Quality and appropriateness of UNFPA advice and technical support (from census production to dissemination) provided to NSO.</p> <p>IND 2.2.3 Cases in which the National Statistical Authorities followed (or not) UNFPA advice and technical support guidance and the consequences of doing (or not doing) so, as well as the reasons why.</p> <p>IND 2.2.4 The managerial and technical staff of the NSO considers that UNFPA support was useful and provides evidences of how effective it was in assisting the census from production to availability of data.</p>	<ul style="list-style-type: none"> <li>Annual Work Plans (AWP)</li> <li>CPAP and CPD</li> <li>International standards for censuses (UNSD)</li> <li>Staff of National Statistical Offices</li> <li>Staff of line ministries</li> <li>Staff at Presidential Offices</li> <li>Local government staff</li> <li>Civil society organizations</li> <li>Local communities</li> <li>UNFPA national, regional and central level staff</li> <li>National planning agencies</li> <li>Donors and international organizations working with the NSO or using their data and services</li> </ul>	<ul style="list-style-type: none"> <li>Study of documentation</li> <li>Semi-structured interviews</li> <li>Group discussions</li> <li>Focus groups</li> <li>Online surveys</li> </ul>
<p>A2.3 The increases in capacity generated through UNFPA support were <b>sustainable</b> (they endured beyond the supported intervention) and NSO staff has the capacity to prepare the 2010 round.</p>	<p>IND 2.3.1 Evidence of staff who benefited from UNFPA support (training, advice, technical assistance) having left the institution between the time of the support and the time of the evaluation (staff turnover/ retention rates).</p> <p>IND 2.3.2 Evidence of cases in which technical assistance consisted in a consultant doing the job, and cases where the consultant assisted national staff to do it themselves in a learning-by-doing manner resulting</p>	<ul style="list-style-type: none"> <li>List of field staff</li> <li>Census operation reports</li> <li>Data collection procedures</li> <li>Communication plan and material</li> <li>Data processing procedures</li> <li>Staff of National Statistical Offices</li> <li>Staff of line ministries</li> <li>Staff at Presidential Offices</li> <li>Local government staff</li> </ul>	<ul style="list-style-type: none"> <li>Study of documentation</li> <li>Semi-structured interviews</li> <li>Group discussions</li> <li>Focus groups</li> <li>Online surveys</li> </ul>



	<p>in capacity being built i.e. resulting in an effective transfer of skills to NSO staff.</p> <p>IND 2.3.3 Evidence of (or lack of it) current NSO staff having and using the knowledge and skills transferred in other statistical operations/exercises and/or in the planning and preparation of the next census round.</p> <p>IND 2.3.4 Evidence that operational/administrative manuals embedding the knowledge transferred were (or not) produced (including lessons learnt from the census) as well as evidence on whether they are being used/applied.</p> <p>IND 2.3.5 Evidence that NSO staff who benefited from UNFPA support (training sessions, advice, technical assistance) have retained the key concepts and/or have used/applied the transferred knowledge to other surveys beyond the census.</p>	<ul style="list-style-type: none"> <li>• Civil society organizations</li> <li>• Local communities</li> <li>• Media</li> <li>• UNFPA national, regional and central level staff</li> </ul>	
<p>A2.4 UNFPA provided <b>models of support</b> that fitted the variety of country contexts effectively in terms of enhancing the capacity of NSO.</p> <p><i>(Note: Model of support is defined by the combination of typology of interventions i.e. policy dialogue, advocacy, technical assistance, capacity development, financial support, south-south cooperation etc. as well as the delivery mechanisms e.g. embedded CTA, short-term consultants, administration of census funds, etc.)</i></p>	<p>IND 2.4.1 Evidence of cases in which the model of support is considered adequate by relevant stakeholders (NSO and users of statistical data), as well as evidence of cases where the model of support was considered inadequate / ineffective and the reasons why.</p>	<ul style="list-style-type: none"> <li>• Annual Work Plans (AWP)</li> <li>• CPAP and CPD</li> <li>• Staff of National Statistical Offices</li> <li>• Staff of line ministries</li> <li>• Staff at Presidential Offices</li> <li>• Local government staff</li> <li>• Civil society organizations</li> <li>• Local communities</li> <li>• UNFPA national, regional and central level staff</li> <li>• National planning agency</li> <li>• Donors and international organizations working with the NSO or using their data and services</li> </ul>	<ul style="list-style-type: none"> <li>• Study of documentation</li> <li>• Semi-structured interviews</li> <li>• Group discussions</li> <li>• Focus groups</li> <li>• Online surveys</li> </ul>
<p>A2.5 UNFPA supported the NSO capacity in the <b>use of new technologies</b> in both a sustainable manner and in a way that improved the quality of the census, and took account of the country's absorption capacity to make use of such technologies.</p> <p><i>(Note: new technologies include, for example, geographic information systems, handheld devices for data collection, scanning technologies, etc.)</i></p>	<p>IND 2.5.1 Evidence that UNFPA duly assessed the counterpart's knowledge, absorption capacity and perception of new technologies, by means a capacity/needs assessment for example.</p> <p>IND 2.5.2 Evidence that UNFPA supported/advocated for an appropriate use of new technologies in the census (if advice was not adopted by NSO, assessment of reasons why and implications).</p> <p>IND 2.5.3 Evidence that the new technologies supported by the UNFPA are still in use at the NSO for statistical operations (sustainability).</p>	<ul style="list-style-type: none"> <li>• Census project documents</li> <li>• Census reports (implementation reports)</li> <li>• Media statements / news</li> <li>• Minutes of coordination meetings</li> <li>• Staff of National Statistical Offices</li> <li>• Staff of line ministries</li> <li>• Local government staff</li> <li>• Civil society organizations and academia (when they receive direct support)</li> <li>• UN agencies</li> <li>• Donors</li> <li>• UNFPA national, regional and central level staff</li> </ul>	<ul style="list-style-type: none"> <li>• Semi-structured interviews</li> <li>• Group discussions</li> <li>• Focus groups</li> <li>• Online surveys</li> <li>• Study of documentation</li> </ul>

EQ3. To what extent have UNFPA-supported interventions contributed (or are likely to contribute) to a <b>sustained increase in the use</b> of population and housing census and other relevant demographic and socio-economic data in the evidence-based development of plans, programmes and policies related to UNFPA mandate at national and decentralized levels?			Effectiveness and sustainability
Assumptions to be assessed	Indicators	Sources of information	Methods and tools for data collection
<p>A3.1 The UNFPA support effectively contributed to generate an <b>enabling environment</b> for the use of data.</p> <p><i>(Note: enabling environment for the use of data refers to the determining factors that enable census and other relevant data to be used for the evidence-based development of plans, programmes and policies e.g. raising awareness, convincing actors to do so, positioning the use of data for evidence-based decision-making in the political agenda, etc.)</i></p>	<p>IND 3.1.1 Evidence that the support provided by UNFPA to contribute to generating an enabling environment for the use of census and other relevant data was appropriate and of good quality.</p> <p>IND 3.1.2 Evidence of cases in which UNFPA support to an enabling environment for the use of data was successful (or unsuccessful) differentiating between cases where UNFPA advice and guidance was followed (or not followed) resulting (or not) in contributions to the enabling environment (including an assessment of the consequences and the possible reasons why).</p>	<ul style="list-style-type: none"> <li>• International standards for censuses (UNSD)</li> <li>• Media sources (newspapers,</li> <li>• Staff of National Statistical Offices</li> <li>• Staff of line ministries</li> <li>• Staff at Presidential Offices</li> <li>• Local government staff</li> <li>• Civil society organizations</li> <li>• Local communities</li> <li>• UNFPA national, regional and central level staff</li> <li>• National planning agencies</li> <li>• Donors and international organizations working with the NSO or using their data and services</li> </ul>	<ul style="list-style-type: none"> <li>• Study of documentation (specially media records)</li> <li>• Semi-structured interviews</li> <li>• Group discussions</li> <li>• Focus groups</li> <li>• Online surveys</li> </ul>
<p>A3.2 There has been a <b>steady use or a sustained increase in the use</b> of demographic and socio-economic data in evidence-based development and implementation of plans, programmes and policies at national and sub-national levels and UNFPA support has contributed to this.</p>	<p>IND 3.2.1 Evidence of analytical studies and policy-oriented analysis made on census data and related surveys (DHS, NHS)</p> <p>IND 3.2.2 Evidence of laws, plans and programmes developed and monitored on the basis of census data and/or such analytical studies and policy-oriented analysis.</p> <p>IND 3.2.3 Evidence that UNFPA support was effective (or ineffective) in fostering the use of census and related survey data for production of such studies and analysis.</p>	<ul style="list-style-type: none"> <li>• National and sub-national development plans, programmes and policies</li> <li>• Sectoral plans at national and sub-national level (related to SRH, youth and gender)</li> <li>• MDG multi-annual plans</li> <li>• Media (newspapers, TV)</li> <li>• Staff of National Statistical Offices</li> <li>• Staff of line ministries</li> <li>• Staff at Presidential Offices</li> <li>• Local government staff</li> <li>• Civil society organizations</li> <li>• Academia and research institutions</li> <li>• Local communities</li> <li>• Private sector</li> <li>• Donors</li> <li>• UN Agencies</li> <li>• UNFPA national, regional and central level staff</li> </ul>	<ul style="list-style-type: none"> <li>• Study of documentation</li> <li>• Semi-structured interviews</li> <li>• Group discussions</li> <li>• Focus groups</li> <li>• Online surveys</li> <li>• Cybermetric data collection</li> </ul>
<p>A3.3 UNFPA supported census data is increasingly being <b>used for sectoral policies related to UNFPA mandate</b> (sexual and reproductive health and rights, youth, gender equality, population dynamics).</p>	<p>IND 3.3.1 Evidence that specific policies targeting youth, gender equality were elaborated based on census data and/or on studies/analysis promoted or supported by UNFPA, and/or as a result, at least partially, of soft aid activities carried out by UNFPA.</p> <p>IND 3.3.2 Evidence that UNFPA has provided support to strengthen the capacity of national stakeholders (other than the NSO e.g. line ministries, local authorities, civil society organizations) to conduct data analysis in order to</p>	<ul style="list-style-type: none"> <li>• <i>Same as above</i></li> <li>• National and sub-national budgets</li> </ul>	

	<p>inform decision-making.</p> <p>IND 3.3.3 Evidence that UNFPA support has contributed to enhance the capacity of national stakeholders (other than the NSO e.g. line ministries, local authorities, civil society organizations) to conduct data analysis in order to inform decision-making.</p>		
<p>A3.4 UNFPA has strengthened <b>national ownership and leadership</b> by means of fostering the participation and inclusion of partner governments (local and national) and civil society organizations in the programming and implementation processes</p>	<p>IND 3.4.1 Evidence that UNFPA has actively sought a participatory approach programming and implementing its support, integrating partner governments at national and sub-national levels, civil society organizations and other relevant actors (academia, private sector).</p> <p>IND 3.4.2 Evidence that UNFPA encouraged and supported consultative processes (in line with government plans) and participation of data users in the design of the census and in the dissemination and utilization phases.</p>	<ul style="list-style-type: none"> <li>• <i>Same as above</i></li> </ul>	<ul style="list-style-type: none"> <li>• Study of documentation</li> <li>• Semi-structured interviews</li> <li>• Group discussions</li> <li>• Online surveys</li> <li>• Cybermetric data collection</li> </ul>

EQ4. To what extent were available <b>resources</b> adequate, made available and used in a timely manner to support the 2010 census round? To what extent did UNFPA utilize <b>synergies</b> at country, regional and global levels with a view to support the implementation of the 2010 Round?			Efficiency
Assumptions to be assessed	Indicators	Sources of information	Methods and tools for data collection
<p>A4.1 UNFPA support was delivered in a timely manner and to the expected degree and standards (counterparts of UNFPA support received the resources that were planned, to the level foreseen and in a timely manner) so that <b>available resources were used to a satisfactory extent.</b></p> <p><i>(Note: the term “resources” includes funds, expertise, staff time, advice, administrative costs, etc.)</i></p>	<p>IND 4.1.1 Evidence that the resources were (or not) appropriate and adequate to meet the planned objectives.</p> <p>IND 4.1.2 Evidence of the planned resources being received (or not) to the foreseen level in AWP (in terms of timing and quantity)</p> <p>IND 4.1.3 Evidence of resources having been fully utilised.</p> <p>IND 4.1.4 Evidence of resources having not been fully utilised due to administrative deficiencies at UNFPA level and/or due to absorption capacity issues at the national counterparts institutions.</p>	<ul style="list-style-type: none"> <li>• Annual reports from partner Ministries, and implementing partners, audit reports and monitoring reports</li> <li>• Financial documents at the UNFPA (from projects’ documentation)</li> <li>• Staff of National Statistical Offices</li> <li>• Staff of line ministries</li> <li>• Local government staff</li> <li>• Civil society organizations and academia (when they receive direct support)</li> <li>• UNFPA national, regional and central level staff</li> </ul>	<ul style="list-style-type: none"> <li>• Study of documentation</li> <li>• Semi-structured interviews</li> <li>• Group discussions</li> <li>• Online surveys</li> </ul>
<p>A4.2 UNFPA has sought, promoted and utilized <b>synergies</b> at country, regional and global levels with a view to support the implementation of the 2010 Round in a more efficient manner.</p>	<p>IND 4.2.1 Evidence of UNFPA having supported / promoted the use of existing donor coordination mechanisms (or their establishment when necessary) and interaction amongst technical partners in the context of the census (at country, regional and global level)</p> <p>IND 4.2.2 Evidence of cost saving gains due to UNFPA promotion of synergies.</p> <p>IND 4.2.3 Evidence of UNFPA having (effectively) helped in the pooling of resources for the census.</p> <p>IND 4.2.4 Evidence that the work of the UNFPA Technical Division and Regional Offices facilitated the Country Offices’ support to the implementation of the 2010 census round.</p>	<ul style="list-style-type: none"> <li>• UN agency reports</li> <li>• Donor reports</li> <li>• Government reports on census implementation</li> <li>• Minutes of coordination or technical meetings/forums</li> <li>• UNFPA national, regional and central level staff</li> <li>• Staff of National Statistical Offices</li> <li>• Donors</li> <li>• Staff of line ministries</li> <li>• Local government staff</li> <li>• UN agencies</li> </ul>	<ul style="list-style-type: none"> <li>• Study of documentation</li> <li>• Semi-structured interviews</li> <li>• Group discussions</li> <li>• Online surveys</li> </ul>

EQ5. To what extent has UNFPA made use of its existing <b>networks</b> to establish <b>partnerships</b> at country, regional and global level as well as promoting opportunities for <b>South-South Cooperation</b> with a view to support the implementation of the 2010 Round in a way that ensured an swift implementation of the census and optimized the use of its results?			Efficiency & effectiveness
Assumptions to be assessed	Indicators	Sources of information	Methods and tools for data collection
<p>A5.1 UNFPA established <b>partnerships</b> that contributed to the implementation of the 2010 Round in a way that optimized the use of resources (inputs) as well as the use of statistical data (results), while safeguarding and promoting national ownership.</p> <p><i>(Note: the term “partnerships” includes partnerships at country (national and sub-national levels), regional and global levels e.g. with partner governments, UN System, development partners, civil society organizations)</i></p>	<p>IND 5.1.1 Evidence that UNFPA made efforts to establish partnerships (whether they succeeded or not) and to align its support with other relevant actors.</p> <p>IND 5.1.2 Evidence of partnerships, at any level, that resulted in efficiency gains (e.g. cost savings, economies of scale, avoidance of overlaps) and/or that resulted in a better use of the census data and related surveys (e.g. wider outreach, more depth in the analysis, more interaction between actors using the data).</p> <p>IND 5.1.3 Evidence (or lack of it) that partnerships promoted by UNFPA had no adverse effect on national ownership i.e. national actors consider that the partnerships are relevant and beneficial and have a role and a say in them.</p>	<ul style="list-style-type: none"> <li>• Memorandums of Understanding</li> <li>• Minutes of meetings</li> <li>• Media statements</li> <li>• Census implementation reports</li> <li>• Staff of National Statistical Offices</li> <li>• Staff of line ministries</li> <li>• Local government staff</li> <li>• UN Agencies</li> <li>• Civil society organizations and academia</li> <li>• Donors</li> <li>• UNFPA national, regional and central level staff</li> </ul>	<ul style="list-style-type: none"> <li>• Semi-structured interviews</li> <li>• Group discussions</li> <li>• Focus groups</li> <li>• Study of documentation</li> <li>• Online surveys</li> <li>• Cybermetric data collection</li> </ul>
<p>A5.2 UNFPA promoted opportunities for <b>South-South Cooperation</b> to facilitate the exchange of knowledge and lessons learned and to develop capacities in programme countries with a view to effectively support the implementation of the 2010 census round.</p>	<p>IND 5.2.1 Evidence of UNFPA carrying out activities with the aim of promoting South-South exchanges (whether they result in actual exchanges or not)</p> <p>IND 5.2.2 Evidence of South-South exchanges that occurred partially or completely as a consequence of UNFPA facilitation in all or some parts of the census process.</p> <p>IND 5.2.3 Evidence of cases (or lack of them) in which South-South exchanges resulted in a better understanding of specific issues and difficulties and/or previously unknown solutions with a view to conduct a more efficient and effective census.</p> <p>IND 5.2.4 Evidence of cases in which such solutions were applied/implemented resulting in improvements in the 2010 Round or in subsequent surveys, projections or studies/analysis.</p>	<ul style="list-style-type: none"> <li>• Memorandums of Understanding / technical cooperation frameworks</li> <li>• National counterparts reports (mission reports, annual reports)</li> <li>• Staff of National Statistical Offices</li> <li>• Staff of line ministries</li> <li>• Local government staff</li> <li>• Civil society organizations and academia (when they receive direct support)</li> <li>• Donors</li> <li>• UNFPA national, regional and central level staff</li> </ul>	<ul style="list-style-type: none"> <li>• Semi-structured interviews</li> <li>• Study of documentation</li> <li>• Group discussions</li> <li>• Online surveys</li> <li>• Cybermetric data collection</li> </ul>

EQ6. To what extent does UNFPA support to population and housing census data generation, analysis, dissemination and use, add value in comparison to other UN agencies and development partners at national, regional and global levels?			
			Added Value
Assumptions to be assessed	Indicators	Sources of information	Methods and tools for data collection
<p>A6.1 UNFPA features a series of <b>comparative strengths</b> in the support to population and housing census data generation, analysis, dissemination and use; some of which are:</p> <ul style="list-style-type: none"> <li>• Thorough assessment of needs</li> <li>• Advocate to local government for census taking and using the data for policy-making</li> <li>• Assist in the elaboration a census project document for fund raising</li> <li>• Provide good quality technical assistance</li> <li>• Promote South-South cooperation through its network (RO, Headquarters)</li> <li>• Foster census data analysis</li> <li>• Foster census data use for policy making at all levels</li> </ul>	<p>IND 6.1.1 List of the most recurrently mentioned comparative strengths and how these differentiate UNFPA from other partners.</p> <p>IND 6.1.2 Evidence of cases in which no comparative strength are mentioned (and explanations on the reasons why).</p> <p>IND 6.1.3 Evidence that policy makers, government institutions, research and civil society organizations explicitly mention UNFPA comparative strengths in public forums and or public documents.</p> <p>IND 6.1.4 Evidence that the comparative strengths perceived by UNFPA staff match (or not match) with the strengths perceived by others.</p> <p>IND 6.1.5 Evidence that UNFPA made (or did not make) use of such strengths when they had them (i.e. when they could use them)</p>	<ul style="list-style-type: none"> <li>• Media sources</li> <li>• Reports and publications from CSO and government</li> <li>• Staff of National Statistical Offices</li> <li>• Staff of line ministries</li> <li>• Staff at Presidential Offices</li> <li>• Local government staff</li> <li>• UN Agencies</li> <li>• Donors</li> <li>• Civil society organizations</li> <li>• Academia and research institutions</li> <li>• Local communities</li> </ul>	<ul style="list-style-type: none"> <li>• Semi-structured interviews</li> <li>• Group discussions</li> <li>• Focus groups</li> </ul>
<p>A6.2 Relevant stakeholders at global, sub-national and regional level perceive UNFPA as a <b>key partner</b> supporting censuses.</p>	<p>IND 6.2.1 Perceptions of what would have happened without UNFPA support (estimates by means of comparison to the past or to other countries).</p> <p>IND 6.2.2 Evidence that UNFPA support had adverse effects on other partners such as displacement and/or substitution effects (counter evidence).</p>	<ul style="list-style-type: none"> <li>• Staff of National Statistical Offices</li> <li>• Staff of line ministries</li> <li>• Staff at Presidential Offices</li> <li>• Local government staff</li> <li>• UN Agencies</li> <li>• Donors</li> <li>• Civil society organizations</li> <li>• Academia and research institutions</li> <li>• Local communities</li> <li>• Media</li> </ul>	<ul style="list-style-type: none"> <li>• Semi-structured interviews</li> <li>• Group discussions</li> <li>• Focus groups</li> <li>• Cybermetric data collection</li> </ul>

EQ7. To what extent has UNFPA support contributed to the <b>mainstreaming of human rights and gender equality</b> in the census process?			<i>Effectiveness</i>
Assumptions to be assessed	Indicators	Sources of information	Methods and tools for data collection
A7.1 <b>Internal mainstreaming:</b> UNFPA has integrated gender equality and human rights issues in its support to the 2010 Census Round	<p>IND 7.1.1 Evidence that gender equality, human rights have been mainstreamed in the UNFPA support to the preparatory phase of the census and related/associated surveys.</p> <p>IND 7.1.2 Evidence that UNFPA has promoted youth, gender equality and reproductive rights topics in the analysis and dissemination of census data and associated surveys.</p>	<ul style="list-style-type: none"> <li>• Reports of consultations and expert hearings</li> <li>• Publications and other studies/research based on census data and surveys (DHS, NHS)</li> <li>• Staff of national Statistical Office</li> <li>• Staff of UNFPA CO</li> </ul>	<ul style="list-style-type: none"> <li>• Semi-structured interviews</li> <li>• Group discussions</li> <li>• Study of documentation</li> <li>• Cybermetric data collection</li> </ul>
A7.2 <b>External mainstreaming:</b> UNFPA has actively contributed to mainstreaming human rights, rights of vulnerable groups, minorities (including ethnic minorities) and the disabled and gender equality in its support to the census process and associated surveys.	<p>IND 7.2.1 Evidence that UNFPA has supported the government promoting the integration of human rights and the rights of vulnerable groups, including minorities and the disabled, in the preparation and enumeration phases of the census process and associated surveys, including in the selection and training of enumerators.</p> <p>IND 7.2.2 Proof that UNFPA has supported the government contributing to analysis, dissemination and use of census and survey data in fields relevant to human rights, gender equality and vulnerable groups.</p>	<ul style="list-style-type: none"> <li>• Criteria for enumerator selection by region</li> <li>• Lists of enumerators</li> <li>• Enumerator training material for the census and surveys</li> <li>• Publications and other studies/research based on census data and surveys (DHS, NHS) having links to UNFPA</li> <li>• Staff of National Statistical Offices</li> <li>• Civil society organizations</li> <li>• Consultancy reports</li> </ul>	<ul style="list-style-type: none"> <li>• Semi-structured interviews</li> <li>• Group discussions</li> <li>• Study of documentation</li> <li>• Cybermetric data collection</li> </ul>

## Annex 6 Selected examples of census use in plans, programmes and policies

This section contains a list of plans, programmes, analysis & research reports, surveys, projections, keynote addresses by senior government officers, media articles and other documents containing references to the 2009 PHC in Kenya, as well as census-related surveys and projections. The list is the outcome of a cyber search conducted during and shortly after the mission to Kenya, and covers documents at national and county levels. This list is not exhaustive, but it provides illustrative examples of the ways in which the census and other statistical data have been used for the purposes of policy formulation, planning and research in Kenya.

S/N	Title of Document	Type of Document	Internet Link	Details	Page Number
1.	Kenya Vision 2030 Second Medium Term Plan (2013-2017) Published in 2013)	Plan	<a href="http://www.devolutionplanning.go.ke">www.devolutionplanning.go.ke</a>	Situation Analysis: Environment, water and Sanitation; Population, Urbanization and Housing	82, 86, 87
2.	Sessional Paper No. 8 of 2012 on National Policy for the Sustainable Development of Northern Kenya and Other Arid Lands (October 2012)	Policy	<a href="http://www.scribd.com/doc/135119023/Republic-of-Kenya-2012-Sessional-Paper-No-8-of-2012-on-National-Policy-for-the-Sustainable-Development-of-Northern-Kenya-and-other-Arid-Lands-Re#scribd">http://www.scribd.com/doc/135119023/Republic-of-Kenya-2012-Sessional-Paper-No-8-of-2012-on-National-Policy-for-the-Sustainable-Development-of-Northern-Kenya-and-other-Arid-Lands-Re#scribd</a>	Arid and Semi-Arid Lands (ASALs) population estimates	4
3.	African Development Bank. Kenya Country Strategy Paper 2014-2018.	Policy	<a href="http://www.afdb.org/fileadmin/uploads/afdb/Documents/Project-and-Operations/2014-2018_-_Kenya_Country_Strategy_Paper.pdf">http://www.afdb.org/fileadmin/uploads/afdb/Documents/Project-and-Operations/2014-2018_-_Kenya_Country_Strategy_Paper.pdf</a>	Section on Country Context and Prospects	16
4.	Kenya Population Situation Analysis (2013)	Research	<a href="http://admin.theiguides.org/Media/Documents/FINALPSAREPORT.pdf">http://admin.theiguides.org/Media/Documents/FINALPSAREPORT.pdf</a>	Trends in Population size and growth, school enrolment rates, fertility.	13, 25, 26, 27
5.	Position Paper on the Kenya Vision 2030 Implementation: The Quest for Inclusive Growth (2013)	Research	<a href="http://www.fes-kenya.org/media/publications/Position%20Paper%20on%20Quest%20for%20Inclusive%20Growth%202013.pdf">http://www.fes-kenya.org/media/publications/Position Paper on Quest for Inclusive Growth 2013.pdf</a> .	Analysis of Population with access to water	16
6.	Ministry of Devolution and Planning Strategic Plan 2013/14 – 2017/18.	Plan	<a href="http://www.devolutionplanning.go.ke/wp-content/uploads/2015/04/Strategic_Plan.pdf">http://www.devolutionplanning.go.ke/wp-content/uploads/2015/04/Strategic_Plan.pdf</a>	A Description of the Ministry's Achievement under 2008-2013 Strategic Plan: Undertaking the 2009 Population and Housing Census	14
7.	Sessional Paper on National Pharmaceutical Policy (June 2010)	Policy	<a href="http://apps.who.int/medicinedocs/documents/s18697en/s18697en.pdf">http://apps.who.int/medicinedocs/documents/s18697en/s18697en.pdf</a>	Country Background section describing population growth and other statistics	10
8.	National Report: United Nations	Research/	<a href="http://disabilitycouncilinternational.org/documents/CRPD_C_KEN_1_6970_E.doc">http://disabilitycouncilinternational.org/documents/CRPD_C_KEN_1_6970_E.doc</a>	Background information : land and people of Kenya, based mainly on 2009 census figures	



## Kenya Country Case Study Report

	Convention on the Rights of Persons with Disabilities (31st August 2011)	Analytical Report			6, 7, 51, 50, 58, 60, 61
9.	Sampling Paper for the Uwezo Kenya National Assessment (November 16, 2010)	Plan/Research Paper  By Obasi Bernard	<a href="http://www.uwezo.net/wpcontent/uploads/2012/08/KE11_SamplingPaper.pdf">http://www.uwezo.net/wpcontent/uploads/2012/08/KE11_SamplingPaper.pdf</a>	Providing relevant statistics for sampling purposes	12
10.	Influence of Youth Enterprise Development Fund on growth of Youth Group Projects in Kenya: A Case Study of Gatundu North District (2013)	Research/Analysis (Academic paper, University of Nairobi, by Muraga John)	<a href="http://erepository.uonbi.ac.ke/bitstream/handle/11295/63067/Muraga_Influence_of_youth_enterprise_development_fund_on_the_growth.pdf?sequence=3">http://erepository.uonbi.ac.ke/bitstream/handle/11295/63067/Muraga_Influence_of_youth_enterprise_development_fund_on_the_growth.pdf?sequence=3</a>	Background of the research utilized 2009 census	3, 7
11.	Kiambu County. Exploring Kenya's Inequalities: Pulling Apart or Pooling Together? (2013)	Research/Analysis by Kenya National Bureau of Statistics (KNBS) and Society for International Development (SID)	<a href="http://inequalities.sidint.net/kenya/wp-content/uploads/sites/2/2013/09/Kiambu-County.pdf">http://inequalities.sidint.net/kenya/wp-content/uploads/sites/2/2013/09/Kiambu-County.pdf</a>	Analysis of inequalities, the Case study of Kiambu County. Covers areas such as Employment, Education and Sanitation	2, 4, 5, 7, 10
12.	National Climate Change Action Plan: Mainstreaming Kenya's National Climate Change Action Plan into Population, Urbanisation and Housing	Synopsis of Action Plan 2013-2017.	<a href="http://www.kccap.info/index.php?option=com_phocadownload&amp;view=category&amp;download=199:population-urban-housing-sector-brief&amp;id=34:resilience">http://www.kccap.info/index.php?option=com_phocadownload&amp;view=category&amp;download=199:population-urban-housing-sector-brief&amp;id=34:resilience</a>	Projecting the effect of Climate Change on Rural-Urban Migration, urbanization and Housing using 2009 census figures.	pg1
13.	Nairobi County. Exploring Kenya's Inequalities: Pulling Apart or Pooling Together? (2013)	Research/Analysis by Kenya National Bureau of Statistics (KNBS) and Society for International	<a href="http://inequalities.sidint.net/kenya/wp-content/uploads/sites/2/2013/09/Nairobi.pdf">http://inequalities.sidint.net/kenya/wp-content/uploads/sites/2/2013/09/Nairobi.pdf</a>	Analysis of inequalities, the Case study of Nairobi County . Covers areas such as Employment, Education and Sanitation	2, 4, 5, 7, 10

## Kenya Country Case Study Report

		Development (SID)			
14.	Population Stabilization: Kenya Case	Analysis/ Projections  (Undated article). Accessed May 15, 2015)  By Oisebe C. N.	<a href="http://www.gillespiefoundation.org/uploads/Kenya_population_stabilization_report.pdf">http://www.gillespiefoundation.org/uploads/Kenya_population_stabilization_report.pdf</a>	2009 census to show population size, structure and Projections	9, 10, 11, 12, 13, 14, 15, 16, 18, 23, 31
15.	Keynote address by Hon. Dr. Paul Otuoma, EGH, MP, Minister For Youth Affairs and Sports During the Youth Employment Conference in Kenya at Sarova Panafric Hotel On 16th November, 2011.	Situation Analysis on Youth	<a href="http://www.fes-kenya.org/media/publications/YouthEmpolyment-Keynote%20by%20DR.%20PAUL%20OTUOMA.pdf">http://www.fes-kenya.org/media/publications/YouthEmpolyment-Keynote by DR. PAUL OTUOMA.pdf</a>	Kenya's Population size and Youth Population illustrated using 2009 census data.	3
16.	Population Dynamics, Environment, and Sustainable Development in Siaya County (2014)	Situation Analysis (by Population Action International)	<a href="http://pai.org/wp-content/uploads/2014/07/PAI_Siaya-1.pdf">http://pai.org/wp-content/uploads/2014/07/PAI_Siaya-1.pdf</a>	Use of 2009 census : integrating Population issues into county policies and programmes	2
17.	Mobility Causes Problems In Counting Sub-Saharan Africa's Slum Populations (24 November 2010)	Analytical Report by UN HABITAT	<a href="http://mirror.unhabitat.org/documents/SOAC10/SOAC-PR5-en.pdf">http://mirror.unhabitat.org/documents/SOAC10/SOAC-PR5-en.pdf</a>	Analysis of Kibera Population, with reference to 2009 census	1, 2
18.	Kenya: Country of Origin Information (COI) Report. 22 May 2013	Report by Home Office UK Border Agency	<a href="https://www.gov.uk/government/uploads/system/uploads/attachment_data/file/311976/Kenya_COI_report_2013.pdf">https://www.gov.uk/government/uploads/system/uploads/attachment_data/file/311976/Kenya_COI_report_2013.pdf</a>	Background Information on Kenya's Population by Province from the 2009 census	9
19.	Social Protection for the Elderly as a Development Strategy: A Case Study of Kenya's Old Persons Cash Transfer Programme	Research/ Analysis (conference paper presented in Maputo by Philomena	<a href="http://www.iese.ac.mz/lib/publication/III_Conf_2012/IESE_IIIConf_Paper32.pdf">http://www.iese.ac.mz/lib/publication/III_Conf_2012/IESE_IIIConf_Paper32.pdf</a>	2009 census figures on the size of the elderly population in Kenya and intergenerational planning	5, 14

		Mathiu and Elosy Kangai Mathiu – Kenyatta University)			
20.	Independent Electoral And Boundaries Commission Act: National Assembly Constituencies And County Assembly Wards Order [L.N. 14/2012.]	Law	<a href="http://www.kenyalaw.org:8181/exist/kenyalex/sublegview.xql?subleg=CAP.%207A">http://www.kenyalaw.org:8181/exist/kenyalex/sublegview.xql?subleg=CAP.%207A</a>	Use of the 2009 Census to determine the number, names and delimitation of boundaries for constituencies and county assembly wards	1
21.	Unintended Pregnancies in Kenya: A Country Profile (2014)	Research/ Analysis by Mumah et al	<a href="http://aphrc.org/wp-content/uploads/2014/05/APHRC-country-step-up-report-Final.pdf">http://aphrc.org/wp-content/uploads/2014/05/APHRC-country-step-up-report-Final.pdf</a>	Analysis of unintended pregnancies from various data sets. Paper cites data from the 2009 census in approximating Adolescent population	15
22.	Sessional Paper No. 3 of 2012 on Population Policy for National Development	Policy	<a href="http://www.srhralliance.or.ke/index.php/info-hub/national-policies-and-strategies?download=58:population-policy-for-national-development-2012-2030">http://www.srhralliance.or.ke/index.php/info-hub/national-policies-and-strategies?download=58:population-policy-for-national-development-2012-2030</a> .	2009 Census data used for situation Analysis, as well as setting targets	3, 9, 10, 13, 21.
23.	Ministry of Labour, Social Security and Services : Strategic Plan 2013-2017	Plan	<a href="http://www.labour.go.ke/downloads/Ministry%20of%20Labour%20Strategic%20Plan%202013-2014.pdf">http://www.labour.go.ke/downloads/Ministry of Labour Strategic Plan 2013-2014.pdf</a>	2009 Census data used to ascertain number of elderly people	16
24.	Economic Survey 2014	Economic Analysis	<a href="http://www.knbs.or.ke/">http://www.knbs.or.ke/</a>	2009 Census cited in relation to household level indicators	290, 313
25.	Adolescent and Youth sexual and reproductive Health :Taking Stock in Kenya	Research/ Analysis	<a href="http://www.fhi360.org/sites/default/files/media/documents/youth-sexual-reproductive-health-kenya-phase1.pdf">http://www.fhi360.org/sites/default/files/media/documents/youth-sexual-reproductive-health-kenya-phase1.pdf</a>	Citation of 2009 census to illustrate the broad-based Kenya Population pyramid	Pg 1
26.	Kenya National Seminar on Census Data Analysis (2012)	Report	<a href="http://unstats.un.org/unsd/demographic/meetings/wshops/Kenya/2012/report.pdf">http://unstats.un.org/unsd/demographic/meetings/wshops/Kenya/2012/report.pdf</a>	Report of a seminar on further analysis of data from the 2009 population and housing census	1, 2, 3, 5, 6, 8, 12, 13, 14, 16, 17
27.	The Contribution of Livestock to Kenya Economy: IGAD Livestock Policy Initiative (2011)	Research Paper (by Roy Behnke & David Muthami.	<a href="http://www.odessacentre.co.uk/uploads/3/9/1/2/39125553/igad_kenya.pdf">http://www.odessacentre.co.uk/uploads/3/9/1/2/39125553/igad_kenya.pdf</a>	Paper uses census data to analyse numbers of livestock for assessing the Contribution of Livestock to GDP in the IGAD Member States	6, 9, 11, 12, 15, 17, 18, 27, 33, 36, 40, 48-50.

## Kenya Country Case Study Report

28.	The state of Emergency Care in the Republic of Kenya (2011)	Research paper (by Benjamin Wachira & Ian B.K. Martin)	<a href="http://www.afjem.org/article/S2211-419X(11)00129-7/pdf">http://www.afjem.org/article/S2211-419X(11)00129-7/pdf</a>	Paper cites 2009 population census figures on total population and density	160, 161.
29.	Mapping Digital Media: Kenya Country Report (2013)	Research Report by George Nyabuga Nancy Booker)	<a href="http://www.opensocietyfoundations.org/sites/default/files/mapping-digital-media-kenya-20130321.pdf">http://www.opensocietyfoundations.org/sites/default/files/mapping-digital-media-kenya-20130321.pdf</a>	2009 Census references on social and other indicators for Kenya.	9, 11, 12, 14, 15, 16
30.	Sessional Paper No. 14 of 2012. A Policy Framework for Education and Training on Reforming Education and Training Sectors in Kenya.	Policy	<a href="http://www.education.go.ke/News.aspx?nid=1268">http://www.education.go.ke/News.aspx?nid=1268</a>	2009 Census data reference on the number of school-age children that were out of school in 2009, and youth aged 17-24 eligible for training in tertiary institutions	77, 93
31.	State of Youth Unemployment in Kenya (August 21 2014)	On-line Research Article By Boaz Munga and Eldah Onsomu	<a href="http://www.brookings.edu/blogs/africa-in-focus/posts/2014/08/21-state-of-youth-unemployment-kenya-munga">http://www.brookings.edu/blogs/africa-in-focus/posts/2014/08/21-state-of-youth-unemployment-kenya-munga</a>	Census data utilized to cite the population of unemployed population by age.	1, 2, 3, 5
32.	Country Technical Note on Indigenous Peoples' Issues: Republic of Kenya (April 2012)	Analysis (By IFAD & IWGIA)	<a href="http://www.ifad.org/english/indigenous/pub/documents/tnotes/Kenya.pdf">http://www.ifad.org/english/indigenous/pub/documents/tnotes/Kenya.pdf</a>	Article extensively cites the 2009 census figures in relation to the numbers of indigenous Kenyan ethnic groups	3, 5, 7, 9, 10, 21, 48, 49, 50, 52, 54, 55, 56, 57, 58, 60, 63, 65, 66, 68, 72
33.	The Contribution of Livestock on Kenyan Economy (2011)	Policy Brief By: IGAD Centre for Pastoral Areas and Livestock Development (ICPALD)	<a href="http://igad.int/attachments/714_TheContributionofLivestocktotheKenyanEconomy.pdf">http://igad.int/attachments/714_TheContributionofLivestocktotheKenyanEconomy.pdf</a>	Article cites livestock numbers in Kenya based on 2009 census	1, 3, 4
34.	Youth Fact Book: Infinite Possibility or Definite Disaster? (2010)	An Analysis of Youth Indicators  By Katindi Sivi Njonjo - Institute of Economic Affairs (IEA)	<a href="http://library.fes.de/pdf-files/bueros/kenia/07889.pdf">http://library.fes.de/pdf-files/bueros/kenia/07889.pdf</a>	2009 Census data on Population size and growth : Trends in population of young people	3, 4, 5, 6, 11

## Kenya Country Case Study Report

35.	Integrated Transport System for Liveable City Environment: A Case Study of Nairobi Kenya (2011)	Analysis Paper : 47th ISOCARP Congress 2011 by Mairura Omwenga	<a href="http://www.isocarp.net/data/case_studies/2012.pdf">http://www.isocarp.net/data/case_studies/2012.pdf</a>	2009 Census figures utilized to project population growth of Nairobi, and possible transport needs.	1, 2
36.	Enhancing Migration Data Management in Kenya: Assessment and Recommendations (2013)	Data Assessment  By Gondi Hesbon Olum.  An African, Caribbean and Pacific (ACP) Initiative	<a href="http://www.acpmigration-obs.org/sites/default/files/Kenya-MigrData-Assess-2013.pdf">http://www.acpmigration-obs.org/sites/default/files/Kenya-MigrData-Assess-2013.pdf</a>	Assessment cites 2009 Census population figures, questions on migration, extent of analysis done, etc.	1, 6, 13, 21, 26, 27, 50.
37.	Uasin Gishu County Health Policy Project: Population and Health Fact Sheet (2012)	Data Analysis	<a href="http://www.healthpolicyproject.com/pubs/291/Countyposter-factsheet_Uasin_Gishu_FINAL_A3.pdf">http://www.healthpolicyproject.com/pubs/291/Countyposter-factsheet_Uasin_Gishu_FINAL_A3.pdf</a>	Utilization of 2009 Census Data for projection of County statistics	1, 2
38.	Kenya Urban Comprehensive Food Security & Vulnerability Analysis (KU-CFSVA) and Nutrition Assessment (2010)	Analysis  By :Jonathan Nzuma and Sophie Ochola (Supported by WFP)	<a href="https://www.wfp.org/sites/default/files/Urban_FS_Assessment_Report_Final.pdf">https://www.wfp.org/sites/default/files/Urban_FS_Assessment_Report_Final.pdf</a>	2009 Census figures cited in describing the demographic characteristics	21, 22
39.	KENYA County Fact Sheets. (CRA , December 2011)	Report	<a href="http://www.slideshare.net/Abetum/kenya-county-factsheetsdec2011">http://www.slideshare.net/Abetum/kenya-county-factsheetsdec2011</a>	2009 census used throughout the article to highlight demographics and socio-economic characteristics of counties.	v, vi, 1-47
40.	Kenya Economic Report 2013.	Report (KIPPRA, 2013)	<a href="http://www.kippira.org/downloads/Kenya_Economic_Report_2013.pdf">http://www.kippira.org/downloads/Kenya_Economic_Report_2013.pdf</a>	2009 census utilized for socio-economic indicators and population projections in various sections of the report.	xxi, 23, 26, 27, 29, 30, 31, 32, 33, 34, 124, 126, 127, 128, 137, 130, 159, 160, 185, 208, 209, 215.
41.	Safeguarding Constitutional Gains, Human Rights Defenders & Security. The EU Project County Profile	Summarized Report (KNCHR, 2015)	<a href="http://hrd.knchr.org/County-Profiles">http://hrd.knchr.org/County-Profiles</a>	2009 census figures utilized to cite the population of three counties with poverty levels above 45%: Busia, Kwale and Marsabit	One-page document

## Kenya Country Case Study Report

42.	Champions of Rights: Report on the Situation of Human Rights Defenders (Busia, Kwale & Marsabit Counties)	Report (KNCHR, January 2015)	<a href="http://hrd.knchr.org/Portals/0/Reports/kenya-national-booklet-2015-FINAL.pdf">http://hrd.knchr.org/Portals/0/Reports/kenya-national-booklet-2015-FINAL.pdf</a>	Census figures used for ascertaining the population figures for the counties.	26, 29
43.	County Sanitation Profiles	Report Ministry of Health & Water and Sanitation Programme (2014)	<a href="https://www.wsp.org/sites/wsp.org/files/publications/WSP-Kenya-47-County-Sanitation-Profiles-2014.pdf">https://www.wsp.org/sites/wsp.org/files/publications/WSP-Kenya-47-County-Sanitation-Profiles-2014.pdf</a>	Population figures and Sanitation coverage for all counties in the report are based on 2009 census results	2, 4, 6, 8, 10, 12, 14, 16, 18, 20, 22, 24, 26, 28, 30, 32, 34, 36, 38, 40, 42, 44, 46, 48, 50, 52, 54, 56, 58, 60, 62, 64, 66, 68, 70, 72, 74, 76, 78, 80, 82, 84, 86, 88, 90, 92, 94.
44.	KNBS Strategic Plan 2008-2012	Plan	<a href="http://www.knbs.or.ke/">http://www.knbs.or.ke/</a> or: <a href="http://www.knbs.or.ke/index.php?option=com_phocadownload&amp;view=category&amp;id=23:policies-manuals&amp;Itemid=599">http://www.knbs.or.ke/index.php?option=com_phocadownload&amp;view=category&amp;id=23:policies-manuals&amp;Itemid=599</a>	Cites the 2009 census as one of the activities to be carried out during the plan period.	6, 25, 26, 27, 30.
45.	KNBS Strategic Plan 2013-2017	Plan	<a href="http://www.knbs.or.ke/">http://www.knbs.or.ke/</a> or: <a href="http://www.knbs.or.ke/index.php?option=com_phocadownload&amp;view=category&amp;id=23:policies-manuals&amp;Itemid=599">http://www.knbs.or.ke/index.php?option=com_phocadownload&amp;view=category&amp;id=23:policies-manuals&amp;Itemid=599</a>	Cites the carrying out of 2009 census as part of the achievements outlined in the 2008-2012 Strategic Plan.	6, 7, 8, 17, 18.
46.	A Review of Nyeri County-Kenya Strategic Plan 2013 – 2017	Plan Review Journal Article By Phyllis M. Muturi	<a href="http://ijecm.co.uk/wp-content/uploads/2015/05/3591.pdf">http://ijecm.co.uk/wp-content/uploads/2015/05/3591.pdf</a>	Population profiles and projections for Nyeri County from 2009 census data.	1364, 1365, 1367, 1368, 1369, 1374, 1375, 1378.
47.	Country Profile: FGM in Kenya (May 2013)	Report By 28 TOO MANY (An anti-FGM charity).	<a href="http://28toomany.org/media/uploads/final_kenya_country_profile_may_2013.pdf">http://28toomany.org/media/uploads/final_kenya_country_profile_may_2013.pdf</a>	Description of the Ethnic composition of the Kenyan population and the source of the data (2009 census)	13, 48.
48.	Kenya Food Security Brief (December 2013)	Report By FEWS NET of USAID	<a href="http://www.fews.net/sites/default/files/documents/reports/Kenya_Food%20Security_In_Brief_2013_final_0.pdf">http://www.fews.net/sites/default/files/documents/reports/Kenya_Food%20Security_In_Brief_2013_final_0.pdf</a>	2009 census figures cited in sections on demographic context and poverty	8, 27.
49.	Flood Mitigation Structures along lower banks of River Nzoia (Dykes Construction Project): Draft Resettlement Action Plan (Rap). April 2015.	Plan	<a href="http://www.environment.go.ke/wp-content/uploads/2015/04/SF-Africa-RAP-Nzoia-Dykes-P151660.pdf">http://www.environment.go.ke/wp-content/uploads/2015/04/SF-Africa-RAP-Nzoia-Dykes-P151660.pdf</a>	Population and Demography section – utilizes 2009 census.	Pg 78
50.	2012/2013 Kenya National Housing Survey. Basic Report.	Report/Analysis	<a href="http://www.ardhi.go.ke/default/downloads/housing.pdf">http://www.ardhi.go.ke/default/downloads/housing.pdf</a>	2009 census data utilized to illustrate challenges of housing sector (high population growth, rapid urbanization), use of NASSEP V Sampling Frame and number of households.	3, 12, 14, 21, 22, 23.

## Kenya Country Case Study Report

51.	UNFPA Annual Report 2013, Kenya.	Report	<a href="http://countryoffice.unfpa.org/kenya/drive/UNFPA2013AnnualReportFINAL.pdf">http://countryoffice.unfpa.org/kenya/drive/UNFPA2013AnnualReportFINAL.pdf</a>	Confirms support provided by UNFPA for the 2009 Population Census, as well as citing of the population size as per the census results.	12, 37
52.	Kenya Population, Health and Environment Network 2011. Keeping the Network on the Move.	Report	<a href="http://phe-ethiopia.org/admin/uploads/attachment-1180-PHE_Network_Report.pdf">http://phe-ethiopia.org/admin/uploads/attachment-1180-PHE_Network_Report.pdf</a>	Census data utilized to show Population, Health and Environment integration indicators	25
53.	Statistical Abstract 2013	Statistical Report	<a href="http://www.knbs.or.ke/">http://www.knbs.or.ke/</a>	Kenya population distribution according to 2009 census	pp. 4 - 28
54.	Socioeconomic Implications Of Solid Waste Management Practices On Participating Households, Kenya	Research Paper  By M. V. Wangatia	<a href="http://elearning.jkuat.ac.ke/journals/ojs/index.php/jscp/article/viewFile/1083/887">http://elearning.jkuat.ac.ke/journals/ojs/index.php/jscp/article/viewFile/1083/887</a>	Population size for Nairobi as per 2009 Census data	559, 560
55.	Mukuru Kwa Njenga Slum Upgrading Project	Report  By Centre for Urban Research and Innovations (CURI), University of Nairobi.	<a href="http://www.centreforurbaninnovations.com/download/file/fid/422">www.centreforurbaninnovations.com/download/file/fid/422</a>	2009 census data utilized to estimate housing needs in accordance with the population figures.	11, 36
56.	Population and Health Dynamics in Nairobi's Informal Settlements. (2014)	Research Report  By APHRC	<a href="http://aphrc.org/wp-content/uploads/2014/08/NCSS2-FINAL-Report.pdf">http://aphrc.org/wp-content/uploads/2014/08/NCSS2-FINAL-Report.pdf</a>	2009 census figures for Nairobi to illustrate rapid population growth and urbanization effects.	xvii, 1, 4, 5, 9
57.	The Chronic Urban Emergency in Rift Valley Kenya	Research Report  By UNICEF & Save the Children	<a href="http://www.crin.org/docs/Rift_Valley.pdf">http://www.crin.org/docs/Rift_Valley.pdf</a>	2009 Census figures utilized in relation to number of children aged 0-15 years.	6, 7
58.	Human Resources for Health (HRH) Assessment Report For Northern	Report  By Kenya Ministry of State for the Development of	<a href="http://www.health.go.ke/websitedocs/HRHREPORTS/Final_merged_NKHRH_Report.pdf">http://www.health.go.ke/websitedocs/HRHREPORTS/Final_merged_NKHRH_Report.pdf</a>	Using 2009 census figures to estimate the health care workers: population ratios for the counties in Kenya.	4, 16, 30, 34, 37, 42, 79, 86.

	Kenya: Overview of Health Workforce Distribution across 10 Counties (2013)	Northern Kenya and other Arid Lands (MONDKAL) and IntraHealth International			
59.	President's Malaria Initiative. Kenya  Malaria Operational Plan FY 2013	Plan  By USAID	<a href="http://www.pmi.gov/docs/default-source/default-document-library/malaria-operational-plans/fy13/kenya_mop_fy13.pdf?sfvrsn=8">http://www.pmi.gov/docs/default-source/default-document-library/malaria-operational-plans/fy13/kenya_mop_fy13.pdf?sfvrsn=8</a>	2009 census figures on children aged below 5 years in Kenya, and indicators.	9, 49
60.	Urban livelihoods and urbanization trends in Africa: winners and losers? (2013)	Research Paper  By Deborah Potts (Research paper 57, Department of Geography King's College, London)	<a href="http://www.kcl.ac.uk/sspp/departments/geography/research/epd/PottsWP57.pdf">http://www.kcl.ac.uk/sspp/departments/geography/research/epd/PottsWP57.pdf</a>	Citing of 2009 census figures as an example to show how projected and estimated figures by international organizations may be inaccurate: Census enumerations give the correct picture.	7, 8
<b>On-Line Media Articles Citing 2009 Census Results or Process</b>					
61.	Kenya: 2009 Census Plans on Track Despite Displacement  <i>Kenya Environment and Political News</i> (28 March 2008)	Analysis: Preparation of 2009 Census	<a href="https://kenvironews.wordpress.com/2008/03/20/kenya-2009-census-plans-on-track-despite-displacement/">https://kenvironews.wordpress.com/2008/03/20/kenya-2009-census-plans-on-track-despite-displacement/</a>	Highlights assurance by Kenya National Bureau of Statistics and UNFPA Kenya country office that the 2009 Census would proceed as planned despite the 2007/08 post election violence	1, 2
62.	Kenya Somalis Population Explosion Cancelled In Census Results  Network <i>AL SHAHID</i> (August 31 2010)	On-line opinion Article by Wilfred Mulliro	<a href="http://english.ashahid.net/archives/12080">http://english.ashahid.net/archives/12080</a>	Highlights the issue of irregularities recorded in results of some districts of Kenya – 2009 census	N/A



## Kenya Country Case Study Report

63.	Affirmative Action for girls to blame for discrimination against boys  <i>Daily Nation</i> September 4 2014	Report utilizing evidence from census data  Article by Cyprian Omoding	<a href="http://www.nation.co.ke/oped/Letters/Affirmative-action--discrimination-against-boys/-/440806/2441560/-/9itfbwz/-/index.html">http://www.nation.co.ke/oped/Letters/Affirmative-action--discrimination-against-boys/-/440806/2441560/-/9itfbwz/-/index.html</a>	Reference to 2009 census data for analysis of education issues	N/A
64.	How Nakuru town lost its famous shine  <i>Business Daily</i> June 15 2015	Analysis using evidence from census data  Article by Bitange Ndemo	<a href="http://www.businessdailyafrica.com/Opinion-and-Analysis/How-Nakuru-town-lost-its-famous-shine/-/539548/2394810/-/qmt01/-/index.html">http://www.businessdailyafrica.com/Opinion-and-Analysis/How-Nakuru-town-lost-its-famous-shine/-/539548/2394810/-/qmt01/-/index.html</a>	Reference to 2009 census data and its importance as a basis for planning	N/A
65.	Kenya strengthens Welfare State with Stipend for the poor  <i>Business Daily</i> June 15 2015	Report highlighting Evidence-based policy decisions  Article by George Omondi	<a href="http://www.businessdailyafrica.com/-Kenya-boosts-welfare-kitty-with-Sh12-billion-for-the-poor/-/539546/2193092/-/5d60os/-/index.html">http://www.businessdailyafrica.com/-Kenya-boosts-welfare-kitty-with-Sh12-billion-for-the-poor/-/539546/2193092/-/5d60os/-/index.html</a>	Reference to 2009 census data on population aged 65 years and above, including projected population requiring social welfare	N/A
66.	Teach benefits of fewer children and population will take care of itself  <i>Daily Nation</i> October 26 2014	Analysis: On reducing population growth  Article by William Onoka	<a href="http://www.nation.co.ke/oped/Letters/Teach-benefits-of-fewer-children-population/-/440806/2500126/-/11c2k6z/-/index.html">http://www.nation.co.ke/oped/Letters/Teach-benefits-of-fewer-children-population/-/440806/2500126/-/11c2k6z/-/index.html</a>	Projection of Kenya's population, and relationship between population and economy, based on the 2009 census figures.	N/A
67.	Lying with Statistics Finally catches up <i>Business Daily</i> June 15 2015	Opinion article – on the need for accurate consistent data  Article by Bitange Ndemo	<a href="http://www.businessdailyafrica.com/Opinion-and-Analysis/Lying-with-statistics-finally-catches-up/-/539548/2282404/-/y45cny/-/index.html">http://www.businessdailyafrica.com/Opinion-and-Analysis/Lying-with-statistics-finally-catches-up/-/539548/2282404/-/y45cny/-/index.html</a>	Article cites 2009 census population figures for Kibra and the disputed figures of northern frontier districts	N/A
68.	Life Expectancy for Kenyans Now 58 Years, says report  <i>Daily Nation</i> October 27 2011	Analysis  Article by Samuel Siringi	<a href="http://www.internewskenya.org/summaries/internews4ea9067912f5b.pdf">http://www.internewskenya.org/summaries/internews4ea9067912f5b.pdf</a>	Using 2009 census results, article compares life expectancy of men and women in Kenya with selected African countries	N/A

## Kenya Country Case Study Report

69.	Counties up North Post High Population Growth  <i>Daily Nation</i> July 29 2013	Analysis  Article by Samuel Siringi	<a href="http://www.nation.co.ke/News/politics/Counties-up-north-post-high-population-growth/-/1064/1930906/-/7rmkkq/-/index.html">http://www.nation.co.ke/News/politics/Counties-up-north-post-high-population-growth/-/1064/1930906/-/7rmkkq/-/index.html</a>	Detailed analysis of the disputed population figures – 2009 census	N/A
70.	Census: Here are the numbers  <i>The Standard</i> Wednesday, September 1 2010	Dissemination of Census Results  Article by Alex Ndegwa	<a href="http://www.standardmedia.co.ke/business/article/2000017306/census-here-are-the-numbers">http://www.standardmedia.co.ke/business/article/2000017306/census-here-are-the-numbers</a>	Media Article: Dissemination of 2009 Census	Pg 1, 2
71.	Kenya's Population Census Results Out.  <i>The Standard</i> August 31 2010	Dissemination of Census Results  Article by John Njiraini	<a href="http://www.standardmedia.co.ke/business/article/2000017245/kenya-s-population-census-results-out">http://www.standardmedia.co.ke/business/article/2000017245/kenya-s-population-census-results-out</a>	Article analyses the population by ethnic groups	Pg 1, 2
72.	How Faulty Census Numbers Influence Sharing of Revenue  <i>Daily Nation</i> June 10 2015	Analysis on Use of census data  Article by Peter Leftie	<a href="http://www.nation.co.ke/news/How-census-rigged-county-cash-math/-/1056/2747546/-/jmfm6j/-/index.html">http://www.nation.co.ke/news/How-census-rigged-county-cash-math/-/1056/2747546/-/jmfm6j/-/index.html</a>	Using 2009 census figures, article highlights the issues that arising if formula used for allocation of resources relies on faulty population data (citing the census disputed figures announced in 2010) .	N/A

## Annex 7 Interview logbook template

### Interview Data

Name(s) of the interviewee(s):	Position:	Institution/Organisation:
Interview date:	AWP:	Stakeholder type:
Interviewer:	Area of Analysis:	Interview Code:

### INTERVIEW CONTENT

#### Background & key issues


#### Contents


#### Next Steps


## Annex 8 Interview protocols/guides

### UNFPA Country Office

#### OBJECTIVES

The interview at the UNFPA Country Office (CO) will actually most probably be several interviews with various staff. The population and development specialist will be the main interlocutor, but there will also be interviews with the Resident Representative to have a more strategic overview on issues related for example with the enabling environment (A2.1 and A3.1), with the operations section to discuss efficiency aspects in detail, and/or with other UNFPA focal areas' staff (reproductive health, gender) to discuss aspects related to gender aspects or to the use of census and related data for policies in these areas. **Interviews at the UNFPA CO will cover all the assumptions in the evaluation matrix. The main purpose is to obtain the view of UNFPA and evidences on all the relevant aspects covered in the matrix and then triangulate them with other relevant actors. Moreover, the discussions with the UNFPA staff will be crucial to identify issues that stand out in terms of NSO capacity, use of data, efficiency drawbacks or added value, for example.**

This protocol also distinguishes between main and complementary aspects in case there were time limitations. All aspects should be covered if there is enough time, but should there be time restrictions the aspects to be addressed are prioritized as follows:

Main aspects	
EQ2	Enquire CO staff about all the assumptions relate to enhancing the capacity of NSO. Put special attention to identify <i>soft-aid</i> activities and its results, given that they are not included in AWP and therefore are more difficult to visualize. Ask for examples of evidences.
EQ3	Similarly, enquire about all aspects / assumptions of use of data for policy making, making particular emphasis in examples and evidences that may then be triangulated during interviews with other stakeholders and secondary data collection.
EQ4	Enquire about all efficiency aspects included in the matrix and then cross check the findings with implementing partners.

Complementary aspects	
EQ6	Cover all aspects of added value to obtain the Office's perception.
EQ5	Cover all aspects related to networks as set out in the assumptions and indicators.
EQ1	Get the office's view on alignment to government priorities and national needs (UNFPA policies may be done with study of documentation) to later compare the findings with the views of government institutions and other stakeholders (donors, civil society, etc.)
EQ7	Enquire about both internal and external mainstreaming.

## INTERVIEWS

## CHECKLISTS

MAIN ASPECTS		
EQ	Assumption	Addressed?
EQ2	A2.1 Enabling environment	
	A2.2 Effective support	
	A2.3 Sustainable capacity	
	A2.4 Models of support	
	A2.5 Use of new technologies	
EQ3	A3.1 Enabling environment	✓
	A3.2 Steady use	
	A3.3 Use in policies related to UNFPA mandate	
	A3.4 National ownership and leadership	
EQ4	4.1 Use of available resources	
	4.2 Synergies	

COMPLEMENTARY		
EQ	Assumption	Addressed?
EQ6	A6.1 Comparative strengths	
	A6.2 Key partner	
EQ5	A5.1 Partnerships	
	A5.2 South-South Cooperation	
EQ1	A1.1 Alignment to partner government priorities	
	A1.2 Alignment to national needs	
EQ7	A7.1 Internal mainstreaming of HHRR and gender	
	A7.2 External mainstreaming of HHRR and gender	

ADDITIONAL ASPECTS	Covered?
<p><b>Closing question</b></p> <p>On what aspects do you think there was/is <b>room for improvement</b> and how. Any <b>recommendations</b> for the future? Comments on any other <b>aspects not covered</b> during the interviews.</p>	
<p><b>Linking question</b></p> <p>Who else should I talk to here in your organization or outside to complement what we have discussed?</p>	
<p><b>Wrap-up</b></p> <p>Remind the interviewees to send us any evidence related information mentioned during the interview.</p>	
<p><b>End of the interview</b></p> <p>Thank the interviewees for the time and contributions. Inform on when the Case Study and the Final Evaluation Report will be available. Give your personal email. Make sure you have the interviewee details.</p>	

## *National Statistical Offices*

### OBJECTIVES

Similarly to what happens with the UNFPA Country Office, the interaction with the NSO will imply a number of interviews with various staff at various levels (managerial and technical). **The most crucial point of an interview with a NSO is to assess the UNFPA contribution to developing their capacity, that is, Evaluation Question 2. Having said that, the fact NSO are UNFPA's main implementing partners makes them a key interviewee to enquire about efficiency aspects, and the fact they are a main beneficiary of UNFPA support makes them a critical stakeholder to enquire about UNFPA's added value.** At the end of this protocol there is an appendix with specific questions for NSO staff to be used by the evaluators in case they require some further guidance and/or reference point in this regard.

Main aspects	
EQ2	Address in detail all the assumptions and indicators under this question.
EQ4	Cover the two aspects related to efficiency, that is, whether available resources were used to a satisfactory extent and whether UNFPA sought, promoted and utilized synergies for a more efficient implementation of the census round.
EQ6	Cover the two aspects related to added value, that is, enquire about UNFPA comparative strengths and on what type of partner it is for NSO.
EQ5	Address South-South Cooperation should there be any experiences in this regard.

Complementary aspects	
EQ5	Address the assumptions and indicators associated to partnerships
EQ3	Enquire about the NSO's views on data use improvements to then compare these views with those of the real users (line ministries, civil society organisations, academia, etc.)
EQ1	Enquire about UNFPA's alignment with partner government and national priorities (this aspect will probably present itself implicitly during the conversation)
EQ7	Address the external mainstreaming of HHRR and gender equality

**Note:** In countries where HHRR and/ or gender equality issues are critical aspects of the census, these should become main aspects to cover in the interview (not complementary).

### INTERVIEWS

#### FRAMING QUESTIONS

**1. First of all I would like to double check with you what has been your/your *personal involvement with the census process* (in any of its phases) and *with any specific UNFPA support activities* provided to the NSO. According to the documentation I have been provided, your department may have been involved in...Is that correct? Am I missing something? / could you complement it?**

*In particular, I am very interested in knowing whether you received any specific training or were involved in transfer of skills supported by UNFPA during the census.*

**2. The main aspect I would like to discuss with you is about the extent to which *your organization as a whole and you in particular improved the capacity to conduct the census and to produce related survey data* as a result of the UNFPA support either directly or indirectly. Any type of example and evidence you may provide in this regard will be very useful.**

## CHECKLISTS

MAIN ASPECTS		
EQ	Assumption	Addressed?
EQ2	A2.1 Enabling environment	✓
	A2.2 Effective support	
	A2.3 Sustainable capacity	
	A2.4 Models of support	
	A2.5 Use of new technologies	
EQ4	A4.1 Use of available resources	
	A4.2 Synergies	
EQ5	A5.2 South-South Cooperation	
EQ6	A6.1 Comparative strengths	
	A6.2 Key partner	

COMPLEMENTARY		
EQ	Assumption	Addressed?
EQ5	A5.1 Partnerships	
EQ3	A3.1 Enabling environment	
	A3.2 Steady use of data in plans, policies	
	A3.3 Use of data in policies related to UNFPA mandate	
	A3.4 National ownership and leadership	
EQ1	A1.1 Alignment to partner government priorities	
	A1.2 Alignment to national needs	
EQ7	A7.2 External mainstreaming	



ADDITIONAL ASPECTS	Covered?
<p><b>Closing question</b></p> <p>On what aspects do you think there was/is <b>room for improvement</b> and how. Any <b>recommendations</b> for the future? Comments on any other <b>aspects not covered</b> during the interview.</p>	
<p><b>Linking question</b></p> <p>Who else should I talk to here in your organization or outside to complement what we have discussed?</p>	
<p><b>Wrap-up</b></p> <p>Remind the interviewee to send us any evidence related information mentioned during the interview.</p>	
<p><b>End of the interview</b></p> <p>Thank the interviewee for the time and contributions. Inform on when the Case Study and the Final Evaluation Report will be available. Give your personal email. Make sure you have the interviewee details.</p>	

## Line Ministries

### OBJECTIVES

**The most important point of an interview with Line Ministries is to find out whether they use census and associated data and how they use them. It is particularly important to find out whether they are using the data as evidence for the formulation of plans and policies; especially those related to UNFPA mandate areas. It is also very important to attempt to ascertain whether UNFPA support has played a role in this regard and how.**

#### Main aspects

EQ3	Enhanced use of data for evidence-based plans and policies (all assumptions)
EQ1	Alignment of UNFPA support with partner government priorities (A1.1)

#### Complementary aspects

EQ2	Enhanced capacity of the NSO (A2.1 to A2.3). Check their perception on NSO capacity as users of NSO produced data and services.
EQ4	Use of resources and synergies (if they have been implementing partners/directly involved in any AWP)
EQ5	Use of networks (if they have been involved in any of the networks or have benefited from them as users; if they have been involved in South-South initiatives)
EQ6	Comparative strengths of UNFPA from their point of view
EQ7	Mainstreaming HHRR & gender equality (if relevant to that ministry)

**Note:** if the interviewee is a line ministry with a mandate on HHRR and/ or gender equality issues, these should become main aspects to cover in the interview (not complementary).

### INTERVIEW

#### FRAMING QUESTIONS

**1. First of all I would like to double check with you what has been your/your *institution's involvement with the census process* (in any of its phases) and *with any specific UNFPA support to the census*. According to the documentation I have been provided, your institution was involved in...Is that correct? Am I missing something? / could you complement it?**

*In particular, I am very interested in knowing whether you were consulted during the preparation of the census i.e. whether you participated in it in any way (providing input of any kind)*

**2. The main aspect I would like to discuss with you is about the extent to which *your organization has used census data and related products/surveys* as inputs to inform plans, programmes and policies (I would be very grateful if you could provide me with concrete examples)**

**CHECKLISTS**

<b>MAIN ASPECTS</b>		
<b>EQ</b>	<b>Assumption</b>	<b>Addressed?</b>
<b>EQ3</b>	A3.1 Enabling environment	✓
	A3.2 Steady use	
	A3.3 Use of data in policies (UNFPA mandate)	
	A3.4 National ownership & leadership	
<b>EQ1</b>	A1.1 Alignment to partner government priorities	

<b>COMPLEMENTARY</b>		
<b>EQ</b>	<b>Assumption</b>	<b>Addressed?</b>
<b>EQ2</b>	A2.1 Enabling environment	
	A2.2 Effective support	
	A2.3 Sustainable capacity	
<b>EQ4</b>	A4.1 Use of available resources	
	A4.2 Synergies	
<b>EQ5</b>	A5.1 Partnerships	
	A5.2 South-South Cooperation	
<b>EQ6</b>	A6.1 Comparative strengths	
<b>EQ7</b>	A7.2 External mainstreaming	

<b>ADDITIONAL ASPECTS</b>	<b>Covered?</b>
<p><b>Closing question</b></p> <p>On what aspects do you think there was/is <b>room for improvement</b> and how. Any <b>recommendations</b> for the future? Comments on any other <b>aspects not covered</b> during the interview.</p>	
<p><b>Linking question</b></p> <p>Who else should I talk to here in your organization or outside to complement what we have discussed?</p>	
<p><b>Wrap-up</b></p> <p>Remind the interviewee to send us any evidence related information mentioned during the interview.</p>	
<p><b>End of the interview</b></p> <p>Thank the interviewee for the time and contributions. Inform on when the Case Study and the Final Evaluation Report will be available. Give your personal email. Make sure you have the interviewee details.</p>	

## ***Donors & UN Agencies***

### **OBJECTIVES**

Donors tend to have a rather global and external overview about census operations and their implications in the country. They are useful informants to have an overview of the context as well as a relevant source to assess how the UNFPA role is perceived in the country. **The most important points of an interview with donors are (1) to find out what is UNFPA added value in census operations (what type of partners is UNFPA perceived as); and (2) to find out about the UNFPA role in donor coordination and the use of partnerships.**

#### **Main aspects**

EQ6	Check donors' / UN Agency point of view about UNFPA comparative advantages (A6.1)
	Find out about the perception on what type of partner UNFPA is (A6.2)
EQ4	Check whether UNFPA had a role in terms of having supported / promoted the use of existing donor coordination mechanisms (A4.2)
EQ5	Check whether UNFPA has established partnerships that contributed to the implementation of the 2010 Round and the use of statistical data (A5.1)
EQ2 & EQ3	Check UNFPA contribution to generate an enabling environment for the conduction of the census (A2.1) and to generate an enabling environment for the use of data (A3.1)

#### **Complementary aspects**

EQ1	Ask them on whether UNFPA support was aligned with national needs on availability of statistical data (A1.2)
EQ2 & EQ3	Ask them for evidences on whether the NSO has an enhanced capacity for the conduction of census/production of data and whether there is an enhanced use of data in the country (and UNFPA role in this if any).

### **INTERVIEW**

#### **FRAMING QUESTIONS**

**1.** *First of all I would like to double check with you what has been your/your **institution's involvement with the census process** (in any of its phases) and **with specific UNFPA support** to the census (coordination - UN Agencies, funding - donors). According to the documentation I have, your institution was involved in...Is that correct? Am I missing something? / could you complement it?*

**2.** *The main aspect I would like to discuss with you is about UNFPA institutional role in the census and in supporting the use of data in evidence-based policy making. Besides, I would be very grateful if you could give me your views regarding several contextual aspects in the country with regards to the census and the use of data.*

## CHECKLISTS

MAIN ASPECTS		
EQ	Assumption	Addressed?
EQ6	A6.1 Comparative strengths	✓
	A6.2 Key partner	
EQ4	A4.2 Synergies	
EQ5	A5.1 Partnerships	
EQ2	A2.1 Enabling environment	
EQ3	A3.1 Enabling environment	

COMPLEMENTARY		
EQ	Assumption	Addressed?
EQ1	A1.2 UNFPA support is aligned with national needs on availability of statistical data	
EQ2	A2.2 Effective support to NSO capacity	
	A2.3 Sustainable capacity of NSO	
EQ3	A3.2 Steady use of demographic and socio-economic data in evidence-based development of plans and policies	
	A3.3 Use of data in policies (related to UNFPA mandate)	

ADDITIONAL ASPECTS	Covered?
<p><b>Closing question</b></p> <p>On what aspects do you think there was/is <b>room for improvement</b> and how. Any <b>recommendations</b> for the future? Comments on any other <b>aspects not covered</b> during the interview.</p>	
<p><b>Linking question</b></p> <p>Who else should I talk to here in your organization or outside to complement what we have discussed?</p>	
<p><b>Wrap-up</b></p> <p>Remind the interviewee to send us any evidence related information mentioned during the interview.</p>	
<p><b>End of the interview</b></p> <p>Thank the interviewee for the time and contributions. Inform on when the Case Study and the Final Evaluation Report will be available. Give your personal email. Make sure you have the interviewee details.</p>	

## **Civil Society Organizations & Academia**

### OBJECTIVES

**The most important points of an interview with Civil Society Organizations (CSO), including academia, are to find out whether the census in general and UNFPA support in particular had their needs into account; find out whether they are using census and related survey data for advocacy and research and find out whether UNFPA support has enhanced their capacity in this regard.**

#### Main aspects

EQ1	Check whether UNFPA support is aligned with their needs on availability of statistical data (A1.2)
EQ3	Examine whether they use population and housing census and other relevant demographic and socio-economic data in their plans and for research and advocacy (A3.1 to A3.4)
EQ5	Check whether the interviewed CSO/Academia institutions have embarked in any type of partnership with UNFPA and assess the quality of the partnership and the effects of the absence of partnerships
EQ6	Find out about the perception of UNFPA's added value to them

#### Complementary aspects

EQ2	Check on their opinion about the enabling environment for the census (and UNFPA contribution to it) and on their opinion as users about the capacity of NSO as providers of quality data.
EQ4	Use of resources and synergies (if they have been implementing partners/directly involved in any AWP)
EQ7	Mainstreaming HHRR & gender equality (if relevant to that ministry)

**Note:** if the interviewee is an organisation working on HHRR and/ or gender equality issues, these should become main aspects to cover in the interview (not complementary).

### INTERVIEW

#### FRAMING QUESTIONS

**1. First of all I would like to double check with you what has been your/your *institution's involvement with the census process* (in any of its phases) and *with any specific UNFPA support to the census*. According to the documentation I have been provided, your institution was involved in...Is that correct? Am I missing something? / could you complement it?**

*In particular, I am very interested in knowing whether you were consulted during the preparation of the census i.e. whether you participated in it in any way (providing input of any kind)*

**2. The main aspect I would like to discuss with you is about UNFPA institutional role in the census and in supporting the use of data in evidence-based policy making. Besides, I would be very grateful if you could give me your views regarding several contextual aspects in the country with regards to the census and the use of data.**

#### CHECKLISTS

#### MAIN ASPECTS

EQ	Assumption	Addressed?
EQ3	A3.1 Enabling environment	✓
	A3.2 Steady use in advocacy, research, plans, policies	
	A3.3 Use in (advocacy, research) policies related to UNFPA mandate	
	A3.4 National ownership and leadership (by means of fostering the participation and inclusion of partner governments and CSO civil society organizations in the programming and implementation)	
EQ1	A1.2 UNFPA support is aligned with national needs on availability of statistical data	
EQ5	A5.1 Partnerships (that optimised the use of statistical data)	
EQ6	A6.1 Comparative strengths	
	A6.2 Key partner (whether UNFPA is seen as a key partner)	

COMPLEMENTARY		
EQ	Assumption	Addressed?
EQ2	A2.1 Enabling environment	
	A2.3 Sustainable capacity of NSO	
EQ4	A4.1 Use of available resources	
	A4.2 Synergies	
EQ7	A7.2 External mainstreaming	

ADDITIONAL ASPECTS	Covered?
<p><b>Closing question</b></p> <p>On what aspects do you think there was/is <b>room for improvement</b> and how. Any <b>recommendations</b> for the future? Comments on any other <b>aspects not covered</b> during the interview.</p>	
<p><b>Linking question</b></p> <p>Who else should I talk to here in your organization or outside to complement what we have discussed?</p>	
<p><b>Wrap-up</b></p> <p>Remind the interviewee to send us any evidence related information mentioned during the interview.</p>	
<p><b>End of the interview</b></p> <p>Thank the interviewee for the time and contributions. Inform on when the Case Study and the Final Evaluation Report will be available. Give your personal email. Make sure you have the interviewee details.</p>	

# Annex 9 Key Country Data

## 9.1. COUNTRY FACT SHEET: REPUBLIC OF KENYA

Land	
Geographical Location	Eastern Africa, on the coast of Indian Ocean
Land area	580 370 km <sup>2</sup>
Terrain	Highlands, savanna plains, coastal wetlands, Great Rift Valley
People	
Population	2009 census: 38,610,097 <sup>112</sup> ; 2014 projection: 45,010,056 <sup>113</sup>
Government	Republic; President is head of state & head of government
Capital city	Nairobi
Independence	December 12 1963
Proportion of seats held by women in national parliament <sup>114</sup>	19.7% (2013)
Social indicators	
Human Development Index (2013) <sup>115</sup>	0.535, improved from a value of 0.511 in 2011
Life expectancy at birth (2014 estimates) <sup>116</sup>	63.52 years (average). Males: 62.02 years. Females: 65.01 years
Under-5 mortality (deaths per 1000 live births) <sup>117</sup>	52 per 1,000 live births
Maternal mortality (deaths of women per 100,000 live births) <sup>118</sup>	488 per 100,000 live births
Public spending in health (% of GDP 2013-2014) <sup>119</sup>	1.4
Births attended by skilled health personnel (%) <sup>120</sup>	44
Adult literacy (% aged 15 and above)	87.38
Unmet need for family planning % (2008/09 KDHS)	25.6
Adolescent fertility rate (births per 1000 women aged 15-19)	103 births per 1,000 (KDHS 2008/09)
Adult (15-49) HIV Prevalence, 2013 (%) <sup>121</sup>	6.0

<sup>112</sup>2009 Population & Housing Census Results. Contained in speech by Minister of State for Planning, National Development and Vision 2030, 31<sup>st</sup> August, 2010

<sup>113</sup> Central Intelligence Agency (CIA). 2015. World Fact Book.

<sup>114</sup> Republic of Kenya. (2013). Millenium Development Goals: Status Report for Kenya 2013.

<sup>115</sup> UNDP. (2014). Human Development Report, Kenya. [http://hdr.undp.org/sites/all/themes/hdr\\_theme/country-notes/KEN.pdf](http://hdr.undp.org/sites/all/themes/hdr_theme/country-notes/KEN.pdf)

<sup>116</sup> Kenya Demographic Profile 2014. [http://www.indexmundi.com/kenya/demographics\\_profile.html](http://www.indexmundi.com/kenya/demographics_profile.html) (accessed May 25, 2015).

<sup>117</sup> KDHS 2014 Key Indicators

<sup>118</sup> Government of Kenya. (2013). Kenya Population Situation Analysis.

<sup>119</sup> The World Bank. (2014). Decision Time: Spend More or Spend Smart?

<https://openknowledge.worldbank.org/bitstream/handle/10986/21507/940210WP0v10Bo0ort0Vol01201400FINAL.pdf?sequence=1>

(accessed May 25, 2015)

<sup>120</sup> Republic of Kenya. (2013). Millenium Development Goals: Status Report for Kenya 2013.

<sup>121</sup> Ministry of Health. (2014). Kenya HIV Estimates.

[http://healthservices.uonbi.ac.ke/sites/default/files/centraladmin/healthservices/HIV\\_estimates\\_report\\_Kenya\\_2014.pdf](http://healthservices.uonbi.ac.ke/sites/default/files/centraladmin/healthservices/HIV_estimates_report_Kenya_2014.pdf) (accessed May

25, 2015)



## Kenya Country Case Study Report

Net enrolment ratio in primary education- 2013 <sup>122</sup>	95.9
<b>Economic Indicators</b>	
Gross Domestic Product GDP Per Capita (2013)	\$3,100
GDP Growth rate % (annual) 2014	5.3
% Contribution of Agriculture to GDP (2014) <sup>123</sup>	27.3
Economically active population (2008 estimate) <sup>124</sup>	46.2%
Immunization coverage <sup>125</sup>	81%
Proportion of Kenyans with access to improved source of drinking water (according to 2009 census) <sup>126</sup>	52.6%
Mobile telephone Connections (2014) <sup>127</sup>	33.6 million Users
Internet Coverage (2014) <sup>128</sup>	26.2 million users
Main exports	Tea, Horticultural Products, Coffee, Fish, Cement, Petroleum products.
GINI Coefficient (2013) <sup>129</sup>	0.445
<b>Population Indicators</b>	
Total Fertility Rate (TFR) for women aged 15-49: 2014 KDHS <sup>130</sup>	3.9
Population growth rate (2010) <sup>131</sup>	2.9%
Urban population (2009) <sup>132</sup>	12,487,375
Proportion of the urban population to the total population <sup>133</sup>	32%
Urban Population Growth rate (Estimate 2010-2015) <sup>134</sup>	4.34%
Proportion of Population 15-24 years of age relative to adult population (2010) <sup>135</sup>	36.2%

<sup>122</sup> Republic of Kenya. (2013). Millenium Development Goals: Status Report for Kenya 2013.

<sup>123</sup> KNBS. (2015). Economic Survey 2015.

<sup>124</sup> Article by Okong'o, Elizabeth. (2009). Kenya: Statistical Profile.

[https://www.bc.edu/content/dam/files/research\\_sites/agingandwork/pdf/publications/CP13\\_Workforce\\_Kenya.pdf](https://www.bc.edu/content/dam/files/research_sites/agingandwork/pdf/publications/CP13_Workforce_Kenya.pdf) (accessed May 25, 2015)

<sup>125</sup> Republic of Kenya. (2014). End Term Review of the First Medium Term Plan (2008-2012).

<sup>126</sup> Republic of Kenya. (2013). Millenium Development Goals: Status Report for Kenya 2013.

<sup>127</sup> KNBS. (2015). Economic Survey 2015.

<sup>128</sup> Ibid

<sup>129</sup> KNBS & SID. (2013). Exploring Kenya's Inequality: Pulling Apart or Pooling Together?

<sup>130</sup> KDHS Key Indicators

<sup>131</sup> Government of Kenya. (2013). Kenya Population Situation Analysis. National Council for Population and Development (NCPD)

<sup>132</sup> See KNBS. (August 2010). The 2009 Population and Housing Census, Vol 1C.

<sup>133</sup> Ibid

<sup>134</sup> Central Intelligence Agency (CIA). 2015. World Fact Book. <https://www.cia.gov/library/publications/the-world-factbook/geos/ke.html> (accessed May 25 2015)

<sup>135</sup> Government of Kenya. (2013). Kenya Population Situation Analysis.

## Kenya Country Case Study Report

Status of Achievement of Millennium Development Goals (MDGs): Kenya <sup>136</sup>			
MDG	Indicators and Achievements		
	Indicators	Status (where applicable)	2015 Target (where applicable)
1 Eradicate Extreme Poverty and Hunger	Per centage of population living below poverty line: 2009	45.2	21.7
	Poverty Gap Ratio (%): 2009	12.2	9.6
	Per centage (%) of underweight children under five years of age: 2009	20.3	11.1
2 Achieve Universal Primary Education	Net Enrolment Ratio (NER): 2014 <sup>137</sup>	88.2	100
	Primary School Completion Rates: 2014 <sup>138</sup>	78.5	100
	Primary to secondary school transition rate: 2014 <sup>139</sup>	80.4	100
3 Promote Gender Equality and Empowerment of Women	Ratio of girls to boys in primary school: 2013	0.98	1.0
	Ratio of girls to boys in secondary school: 2013	0.89	1.0
	Ratio of females to males in tertiary institutions	0.81	1.0
	Share of women in wage employment in non-agricultural sector (%): 2013	35.9	50
	Share of women at level of cabinet secretary (%): 2013 <sup>140</sup>	33.3	50
	Proportion of seats held by women in the National Assembly (%): 2013	19.7	50
	Proportion of women Members of County Assembly: 2013 <sup>141</sup>	6.1	-
4 Reduce Child Mortality	Infant Mortality Rate : 2014 KDHS	39	22
	Under-five Mortality Rate; 2014 KDHS	52	32
	Basic vaccination coverage for 12-23 month- old children (per centage): 2014 KDHS	71	-
5 Improve Maternal Health	Maternal Mortality Ratio-	488	147
	Proportion of births attended by skilled health personnel (%): 2011	43	90
6 Combat HIV/AIDS, Malaria and other Diseases	ART uptake among adults living with HIV increased from 3% in 2003 to 77.8% in 2009.		
	TB Prevalence per 100,000 Population has decreased from 432 in 2000 to 270 in 2013.		
	Proportion of children under five sleeping under insecticide- treated bed nets has increased from 2.9% in 2000 to 42% in 2011		
7 Ensure Environmental Sustainability	Proportion of land area covered by forests has remained low below 7% since year 2000. Per centage in 2013:	6.99	10
	Consumption of ozone layer depleting substances has decreased from an estimated 452.3 metric tons in 1990 to 50.4 metric tons in 2013.	50.4 metric tons in 2013	0
	To reduce Carbon (IV) Oxide emission, Kenya has invested in projects to increase power generation from clean sources such as hydro, geothermal and wind		
8 Develop a Global Partnership for Development	Increased share of free trade value to developed countries, though volumes fluctuate. An estimated 90.56% export value found its way into developed countries markets duty free in 2000, increased to		

<sup>136</sup> Except where specified, source of the data in this table: Republic of Kenya. (2013). Millenium Development Goals: Status Report

for Kenya 2013.

<sup>137</sup> KNBS. (2015). Economic Survey 2015

<sup>138</sup> Ibid

<sup>139</sup> Ibid

<sup>140</sup> Ibid

<sup>141</sup> Ibid

	98.61% in 2009 and marginally dropped to 97.88% in 2011.		
	Total export value: 344, 949 million Kenya shillings in 2009 to 502,287 million Kenya shillings in 2013		

## 9.2. DEVELOPMENT CHALLENGES FOR UNFPA MANDATE AREAS IN KENYA

Even though it achieved middle income status in late 2014, and despite an upward trend in the main MDGS indicators, Kenya is yet to achieve the MDG targets as the global focus shifts to the post-2015 development agenda.

### Human development and gender inequality

Kenya was ranked in the low human development category in 2013, with a HDI value of 0.535<sup>142</sup>. Kenyan society is also characterized by high inequality exemplified by HDI regional variations as well as variations within the same region; for example, Nairobi has a HDI value of 0.773 while Rift Valley has a HDI of 0.574. Within the Rift Valley, Turkana has a value of 0.33, while Uasin Gishu had a value of 0.63.<sup>143</sup> The inequality-adjusted HDI (referred to as IHDI)<sup>144</sup> for Kenya in 2013 was therefore estimated as 0.360, meaning that HDI falls to a value of 0.360, a loss of 32.8 per cent when inequality is taken into consideration.

The value of Gender Inequality Index (GII) which reflects gender-based inequalities in reproductive health, empowerment and economic activity was 0.548 for the year 2013. In terms of education attainment, 25 per cent of adult women were estimated to have attained at least secondary level education compared to 31.4 per cent of the men in 2013. Representation of women in decision-making levels is also low, for example only 19.9 per cent of seats in the National Assembly were held by women in 2013<sup>145</sup>. Despite being comparatively low, the proportion was an improvement compared to previous years; from 4.1 per cent in 2000, to 8.1 per cent in 2003 and 2005. The proportion increased to 9.9 per cent in 2007 and further to 19.9 per cent in 2011<sup>146</sup>. The leap from 9.9 per cent in 2011 to 19.9 per cent in 2013 was occasioned by implementation of the 2010 Constitution, which guarantees a considerable representation of women in leadership and governance. Despite the recorded improvements, the proportions are still considerably low, and therefore Kenya still faces challenges in achieving MDG 3 on gender equality and women empowerment.

### Reproductive and sexual health

Despite improvements over the years, Kenya is still far from realizing the targets of MDG 4 (to reduce child mortality) and MDG 5 (improve maternal health). According to 2003, 2008/09 and 2014 Kenya Demographic and Health Surveys (KDHS), infant mortality rate improved from 77 deaths in 2003 to 52 deaths in 2008 and finally to 39 deaths per 1,000

<sup>142</sup>UNDP. (2014). Human Development Report, Kenya. [http://hdr.undp.org/sites/all/themes/hdr\\_theme/country-notes/KEN.pdf](http://hdr.undp.org/sites/all/themes/hdr_theme/country-notes/KEN.pdf) (accessed

May 22, 2015).

<sup>143</sup> KNBS & SID. (2013). Exploring Kenya's Inequality: Pulling Apart or Pooling Together?

<sup>144</sup> IHDI takes into account inequalities in the three dimensions used for measuring HDI.

<sup>145</sup> UNDP. (2014). Human Development Report, Kenya. [http://hdr.undp.org/sites/all/themes/hdr\\_theme/country-notes/KEN.pdf](http://hdr.undp.org/sites/all/themes/hdr_theme/country-notes/KEN.pdf)

<sup>146</sup> Republic of Kenya. (2013). Millenium Development Goals: Status Report for Kenya 2013.

live births in 2014. Under-five mortality rate also improved from 115 deaths per 1,000 in 2003 to 74 per 1,000 live births in 2008, and 52 deaths per 1,000 live births in 2014<sup>147</sup>.

With such high mortality rates as well as other factors, the life expectancy of an average Kenya at birth was 57 years in 2009<sup>148</sup>, and estimated to have reached 63.52 years in 2014<sup>149</sup>. The high Kenyan child mortality rates also make it difficult for individuals to maintain small family norms, and total fertility rate remains high at 4.5 births per woman recorded in 2008<sup>150</sup>, but dropped slightly to 3.9 in 2014<sup>151</sup>. Maternal mortality rate also increased to 488/100,000 live births in 2009, compared to 414/100,000 thousand live births in 2003.

Other reproductive and sexual health indicators that characterize the Kenyan demographic profile include a high adolescent fertility rate (103 births per 1,000 women aged 15-19 in 2008) and unmet need for Family Planning by married women (25.6% in 2008)<sup>152</sup>, which dropped to 18 per cent in 2014<sup>153</sup>.

---

<sup>147</sup> 2003 KDHS, 2008/09 KDHS, 2014 KDHS

<sup>148</sup> Government of Kenya. (2013). Kenya Population Situation Analysis.

<sup>149</sup> Central Intelligence Agency (CIA). 2015. World Fact Book.

<sup>150</sup> Government of Kenya. (2013). Kenya Population Situation Analysis. National Council for Population and Development (NCPD)

<sup>151</sup> KDHS 2014 Key Indicators

<sup>152</sup> Republic of Kenya. (2013). Millenium Development Goals: Status Report for Kenya 2013. Ministry of Devolution and Planning.

<sup>153</sup> KDHS 2014 Key Indicators



Evaluation Office, United Nations Population Fund,  
605 3<sup>RD</sup> Avenue  
New York, NY 10158 USA  
e-mail: [evb@unfpa.org](mailto:evb@unfpa.org)

<http://www.unfpa.org/news/unfpa-support-population-and-housing-census-data>